

[54] **KEYBOARD**

[75] Inventors: **Arthur B. Lazere**, Wayzata; **William E. Ingold**, Coon Rapids; **Bradley N. Knilans**, Robbinsdale, all of Minn.

[73] Assignee: **Northgate Computer Systems, Inc.**, Plymouth, Minn.

[*] Notice: The portion of the term of this patent subsequent to Oct. 23, 2004 has been disclaimed.

[**] Term: **14 Years**

[21] Appl. No.: **338,134**

[22] Filed: **Apr. 14, 1989**

[52] U.S. Cl. **D14/100**

[58] Field of Search **D14/100, 102, 104-107, D14/113, 114, 115; D18/1, 7, 11, 12; 235/145 A, 145 R; 340/700, 706, 711, 712; 341/22, 23, 26; 358/249, 254; 364/130, 144, 189, 706-710; 400/472, 477, 479, 485, 486, 496, 676, 677, 682**

[56] **References Cited**

U.S. PATENT DOCUMENTS

D. 250,022	11/1978	Pycha	D14/100
D. 251,729	5/1979	Schick	D14/100
D. 267,879	2/1983	Keely et al.	D14/100
D. 270,545	9/1983	Metzner	D18/1
D. 272,624	2/1984	Genaro et al.	D14/119
D. 273,117	3/1984	Kasagi et al.	D18/1
D. 276,230	11/1984	Akiyama	D14/100
D. 276,914	12/1984	Moriconi	D14/100
D. 277,003	1/1985	Cridland et al.	D14/100
D. 277,284	1/1985	Horne	D14/100
D. 279,190	6/1985	Tsumura et al.	D14/100
D. 279,191	6/1985	Nakamura et al.	D14/100
D. 279,474	7/1985	Akagi et al.	D14/100
D. 280,408	9/1985	Kuba	D14/100
D. 280,411	9/1985	Sakamoto	D14/100
D. 281,426	11/1985	Kurihara et al.	D14/100
D. 284,574	7/1986	Fischer	D14/100
D. 285,305	8/1986	Liuzzo et al.	D14/100
D. 285,793	9/1986	Moggridge	D14/100
D. 285,922	9/1986	Freige et al.	D14/100
D. 286,064	10/1986	Lindhé	D14/100
D. 287,249	12/1986	Lindhé	D14/100
D. 288,095	2/1987	Bennett	D14/100
D. 292,708	11/1987	Arney	D14/100
D. 292,801	11/1987	Davis, Jr. et al.	D14/100
D. 293,911	1/1988	Lynar et al.	D14/100
D. 294,706	3/1988	Duffin, II	D14/114

D. 294,943	3/1988	Day et al.	D14/114
D. 296,329	6/1988	Day et al.	D14/100
D. 298,324	11/1988	Takahashi et al.	D14/100
D. 299,495	1/1989	Dickie	D14/100
3,494,550	1/1967	Hayes et al.	400/479
4,075,465	2/1978	Funk et al.	235/145 R
4,585,202	4/1986	Parsekian	248/553
4,698,618	10/1987	Liuzzo et al.	340/365 R
4,773,783	9/1988	Dickie	400/682

OTHER PUBLICATIONS

CAP (Computer Accessories & Peripherals) Apr. 1984, p. 23, Double Sided Templates.

Wang Direct—1987, p. 36, Wang Keyboard.

Western Electric Technical Digest, Oct. 1981, p. 45.

Exhibit A is a photograph showing an ornamental design for a Keyboard sold by Focus, Inc.

Exhibit B is a photograph showing an ornamental design for a Keyboard sold by Zeos, Inc.

Exhibit C is a collection of documents showing ornamental designs for the IBM 84, 101 and 102 Keyboards.

Primary Examiner—Susan J. Lucas

Assistant Examiner—Freda S. Nunn

Attorney, Agent, or Firm—Merchant, Gould, Smith, Edell, Welter & Schmidt

[57] **CLAIM**

The ornamental design for a keyboard, as shown and described.

DESCRIPTION

FIG. 1 is a top, front, right side perspective view of a keyboard showing our new design;

FIG. 2 is a right side elevational view thereof on an enlarged scale;

FIG. 3 is a left side elevational view thereof on an enlarged scale;

FIG. 4 is a top plan view thereof on an enlarged scale;

FIG. 5 is a bottom plan view thereof on an enlarged scale;

FIG. 6 is a front elevational view thereof on an enlarged scale;

FIG. 7 is a rear elevational view thereof on an enlarged scale;

FIG. 8 is a top, front, right side perspective view of a second embodiment of our new design; and

FIG. 9 is a top plan view thereof on an enlarged scale.

The undisclosed front, rear, bottom, right and left sides of FIGS. 8 and 9 are identical to that shown in FIGS. 2, 3, 5, 6 and 7.

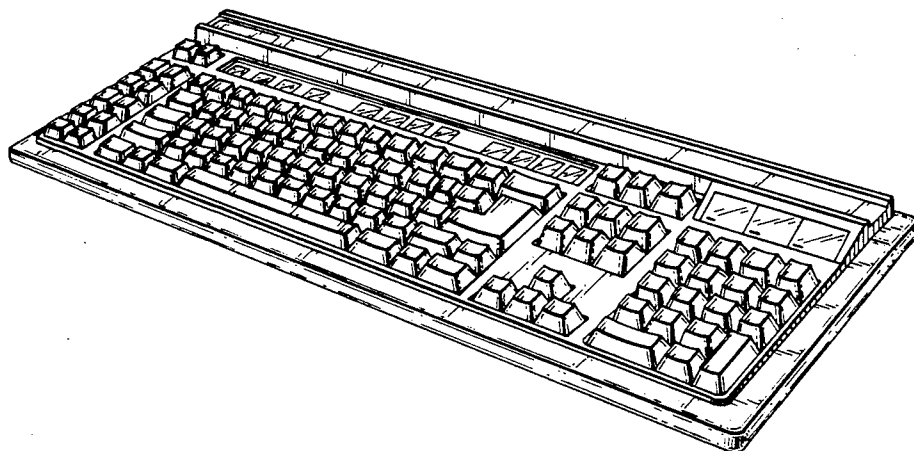


FIG. 1

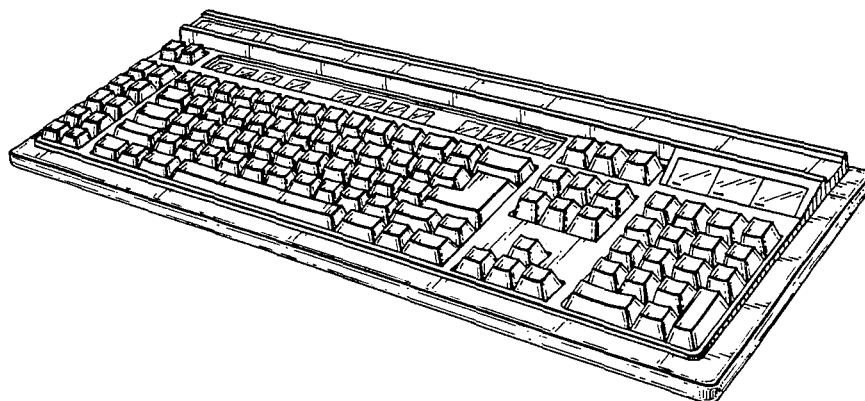


FIG. 2

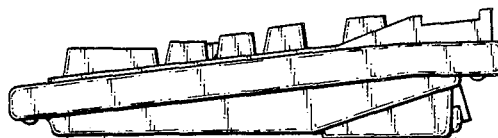


FIG. 3

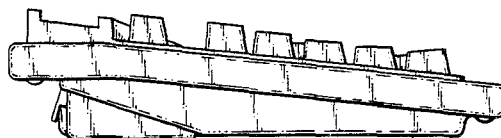


FIG. 4

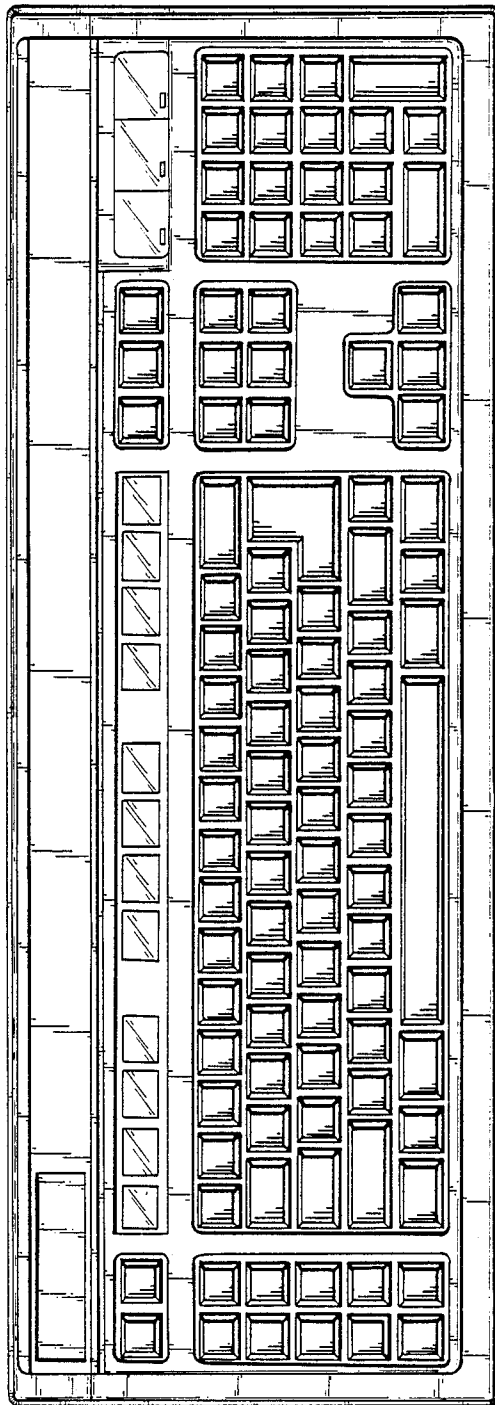


FIG. 5

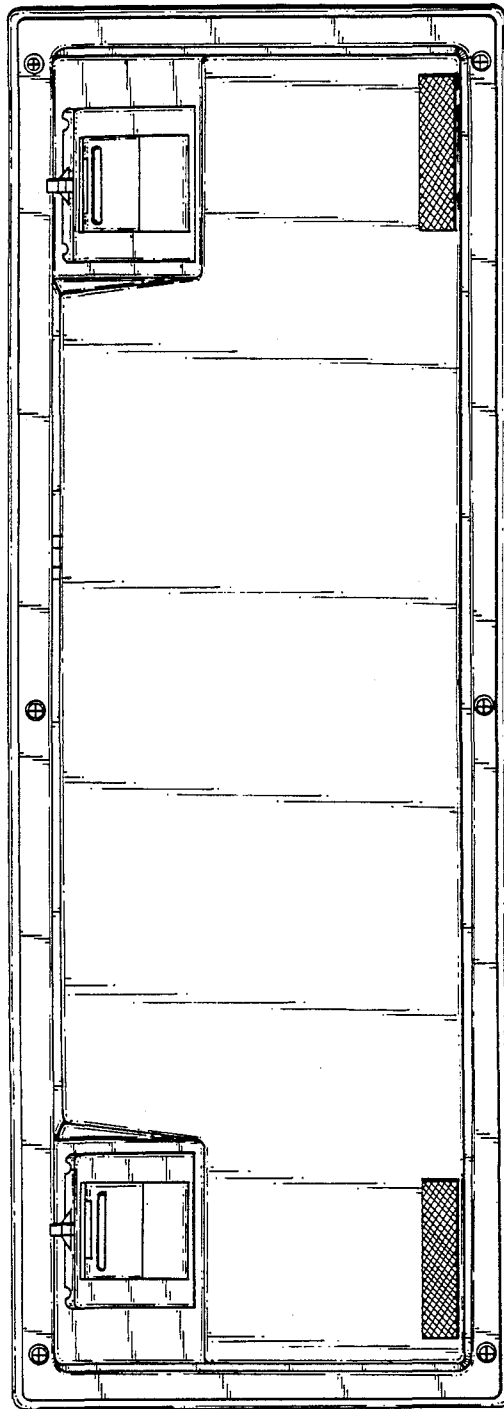


FIG. 6

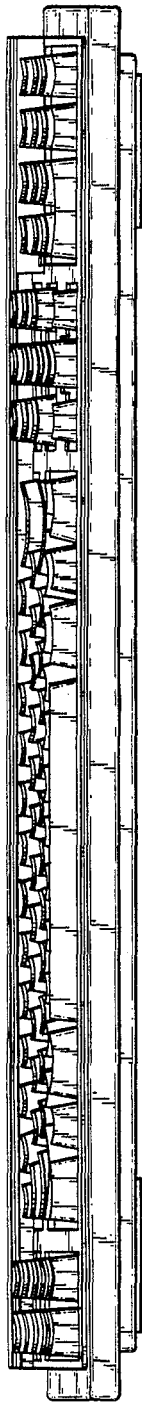


FIG. 7

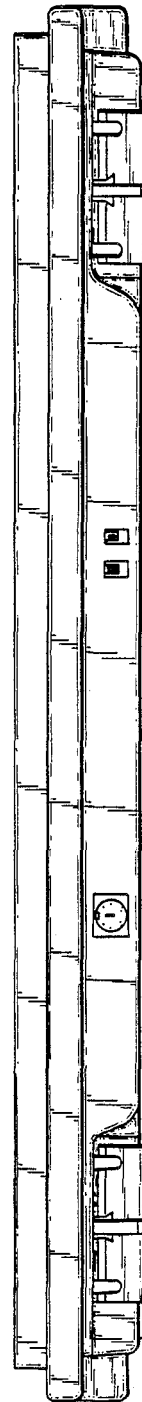


FIG. 8

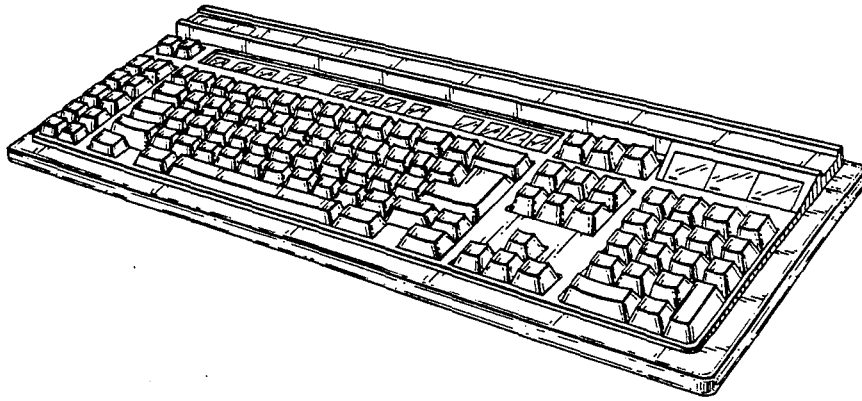


FIG. 9

