

February 8, 1985


Volume 3

Issue #2

---

**BAY AREA MICRO DECISION USERS ASSOCIATION**

# BAM DUA



**A MUTUAL SUPPORT NETWORK FOR USERS OF  
MORROWS' MICRO DECISION COMPUTERS-  
P.O. BOX 5152, BERKELEY, CA. 94705  
415: 644-2805**

---

BAMDUA OFFICERS

President	Sypko Andreae
Vice President	Mitch Tannenbaum
Newsletter Editor	Georgia Babladelis
Librarian	Eugene Korte
Treasurer	Dave Rosner
Advertising Director	(vacant)
At Large	Jeff Weissman
At Large	Peter Campbell
At Large	Stan Naparst

-----  
Bamdua Staff: Dana Gaskin

---

## NEWSLETTER

If you wish to submit material to the newsletter, please follow these guidelines:

- o Submit material before the last Saturday of the month
- o Submit hard copy along with a WordStar file on a SSDD diskette; left margin, default; right margin, 68 and right justified. (NewWord files are acceptable).
- o Include your name, address and telephone number
- o Send newsletter materials to: Newsletter Editor  
BAMDUA  
P.O Box 5152  
Berkeley, CA 94705

Your disk (and "gift" for articles published) will be returned to you.

If you have questions about newsletter submissions, call me afternoons only on Wednesday or Friday (415-843-8167). If you have other questions about BAMDUA, call the BAMDUA Office, 415-644-2805. If you need technical help, use your DIRECTORY. Thanks.

If you have tried one (or more) of the utilities available on the library disks, why don't you write a review of it (them)? Describe what it is for (perhaps use an example) and how to run it. Readers write us that they find such reviews very helpful.

Perhaps you have noticed recurrent questions in the Notepad that seem either to go unanswered or to pop up at a later time in a related guise. If you know, or think you know, the answers to one or more questions, write me a note. I will try to collect and check these out and make the information available to all. Thanks.

## TABLE OF CONTENTS

Table of Contents	1
Meetings	2
Newsletter	(inside front cover)
From the President's Disk	4
Library News	7
Notes on the Berkeley Meeting	9
From the Mailbox	11
Treasurer's Report	13
From the Notepad	14
Proportional Spacing - A Clarification	18
(Advertisement)	19
NewWord Control codes and Dot Commands	20
Classifieds	24
Order Blank for Library Volumes	25
Items Available (Special Deals)	26
Order Blank for Newsletters	28
Bamdua Officers	(inside front cover)
Muchas Gracias	28
(Advertisement)	(inside back cover)

BAY AREA MICRO DECISION USERS ASSOCIATION  
A Morrow computer users' group

Monthly newsletter, Vol. 3, Issue 2, February 1985

BAMDUA, P.O. Box 5152, Berkeley, Ca 94705  
(415) 644- 2805

BAMDUA, the Bay Area Micro Decision Users Association, is open to all who are interested in Morrow's Micro Decision computers. Membership fee is currently \$16 per year and includes a subscription to our monthly newsletter. For information, membership application forms, etc., please send a self-addressed stamped envelope to the BAMDUA P.O. Box.

---

The BAMDUA office is open 8:30-4:30 weekdays; the answering machine will take your messages from 12:30 on. When Dana is in the office, she will answer the phone in the morning.

The main BAMDUA meeting is held the last Tuesday of each month.

+++ Next main BAMDUA meeting: ++++++++  
+  
+ WHEN: Tuesday, February 26, 1985, 7:30 p.m. +  
+ WHERE: West Branch of the Berkeley Library +  
+ 1125 University Avenue, Berkeley +  
+ TOPIC: Special interest groups and software demonstrations +  
+  
+++++

LOCAL MORROW USER'S MEETINGS:

MUG/MARIN (Marin Users' Group) meets on the fourth Thursday of each month at 7:30 p.m. The address is P.O. Box 925, Mill Valley, Ca. 94942. For information, contact Susan Miller (415)383-6276 or Jim Kelly (415)472-1499. The group describes itself as a small but stimulating group which tries to diversify information for both novices and pros alike.

Stanford Morrow Users' Group, (S.M.U.G.) meets on the 2nd Wednesday of the month at 7:30 PM on the Stanford campus: Polya Hall (also known as Turing Auditorium), room 111.  
Info: Ed Gallaher (408) 749-9285 (H)

---

SCMDUG (Santa Cruz Micro Decision user's Group) is now meeting the first Thursday of the month at P.C. Land, 245M Mount Herman Road, Scotts Valley, 7-9 p.m. Info: Marianne Russell, Sect'y, 425-2061, office; 438-0662, home.

CLASSES:

Classes are scheduled as the need arises. The following classes are open to be scheduled as soon as there are enough participants signed up for them. Classes are kept to a maximum of 5 or 6 participants, except the Personal Pearl class (max 14).

Mail \$10 to BAMDUA to reserve a space in class.  
Info call BAMDUA (415) 644-2805

MODEM7 etcetera.

Intermediate CP/M class,

Novice Emergency Clinic,  
A class especially to get over beginners frustrations.

Personal Pearl Class,  
This is the third PP class taught by Rick Rowe, formerly of Morrow. Half the participants must bring an MD3 and a working CP/M diskette.

Public Domain Software.

ReachOut Modem program.

QUEST ACCOUNTANT program.

Advanced CP/M and Systems class.

MISCELLANEOUS GET-TOGETHERS:

Personal Pearl users who want contact with others in their range of expertise, get in touch with Sandra Rider (548-0589) she is the person organizing these groups.

TOUR OF MORROW: If there is enough interest, a fourth tour will be scheduled. Call or write the BAMDUA office to get your name on the list.

\*\*\*\*\*

ANNOUNCEMENT

In the January BAMDUA newsletter it was announced at the end of the President's disk that there would be a "bake sale" of refurbished Morrows. This deal has been cancelled.

# FROM THE PRESIDENT'S DISK

by Sypko Andreea

## From the BAMDUA Board.

The Board of Directors of BAMDUA meets every next to last Tuesday evening of the month. Let me relate some of the highlights of the last board meeting:

It has become abundantly clear that Dana Gaskin--our half-time staff--has far too much to do to be able to keep up. In order to get some of the pressure off the BAMDUA Board has decided to make some judicious cuts in services that won't make a great difference to the membership but will do a lot to keep our hard-working Dana sane, healthy and happy. The BAMDUA Board dealt with several other issues besides the "office overwhelm". Here is a summary:

(1) The Software Deals will be phased out with the last orders taken on March 15th. Depending on the workload BAMDUA may maintain the NEWWORD and NW-Update distribution. Member-initiated software deals will be supported by announcements in the newsletter if they are completely administered by a member of BAMDUA without further involvement of the BAMDUA office.

(2) The BAMDUA phone will be answered for half the day, Monday through Friday, unless during that period Dana is on an errand. The remaining time the answering machine will make announcements and take messages. Before we settle on an efficient schedule we'll try answering mornings or afternoons for a while.

(3) To avoid further back-logs in library and other software orders, newsletter back-issue orders and other services BAMDUA will try to involve more office volunteers to help Dana out. Because so few volunteers can come and help during normal business hours the BAMDUA office business days may be shifted from Mon-Fri to Tue-Sat. Note announcements on the answering machine and the BAMDUA RBBS (415) 654-3882.

(4) The format of the monthly meetings will be changed to better match the needs of members. The meetings will alternate between meetings with a guest speaker and meetings where we'll split up in small Special Interest Groups (SIGs) to help each other in subjects like NewWord, LogiCalc, Modem software etc. The latter meetings will also see software demonstrations. All meetings will have the Library software and newsletter back-issue sales, as well as general question and answer period and the "Notepad" Q&A. The next meeting will again be in Berkeley, the following two probably in San Francisco, depending on space arrangements.

(5) BAMDUA will try to raise some money by renting the mailing list to responsible, carefully selected businesses of which BAMDUA will require prior approval of a sample of each of their mailers. This screening process will avoid unwanted junk-mail, provide you

with information that may be of interest and provide BAMDUA with some much needed financial support. Why BAMDUA is going to need that I will explain next month. IF YOU WANT TO BE REMOVED FROM THE RENTED MAILING LISTS NOTIFY THE BAMDUA OFFICE IN WRITING AND WE WILL UPDATE THE DATABASE SO YOU WON'T BE ON THESE RENTED LISTS. If we don't hear from you by March 15, 1985 we'll assume you agree to be left on the lists to be rented. We hope you all do and we promise to be careful in our advertiser selection. The mailing lists we rent are not machine readable but just a set of one-time-use-only labels.

(6) The BAMDUA BBS is mighty busy since we installed the new software on December 20, 1984. Two DS floppies is much too small for a healthy RBBS and we are running out of space all the time. What we need is an additional hard-disk. Because the RBBS does not quite pay for itself we need to raise funds for a hard-disk, about \$1000. Luckily BAMDUA is a tax-exempt non-profit corporation. This means that you can make a TAX-DEDUCTIBLE CONTRIBUTION TO BAMDUA! If you would like to donate money towards a RBBS hard-disk--or any other worthy BAMDUA cause of your choice--take advantage of our tax-exempt status when you write BAMDUA those most welcome checks. (We already received one \$100 gift dedicated to the improvement of the club's stationery.)

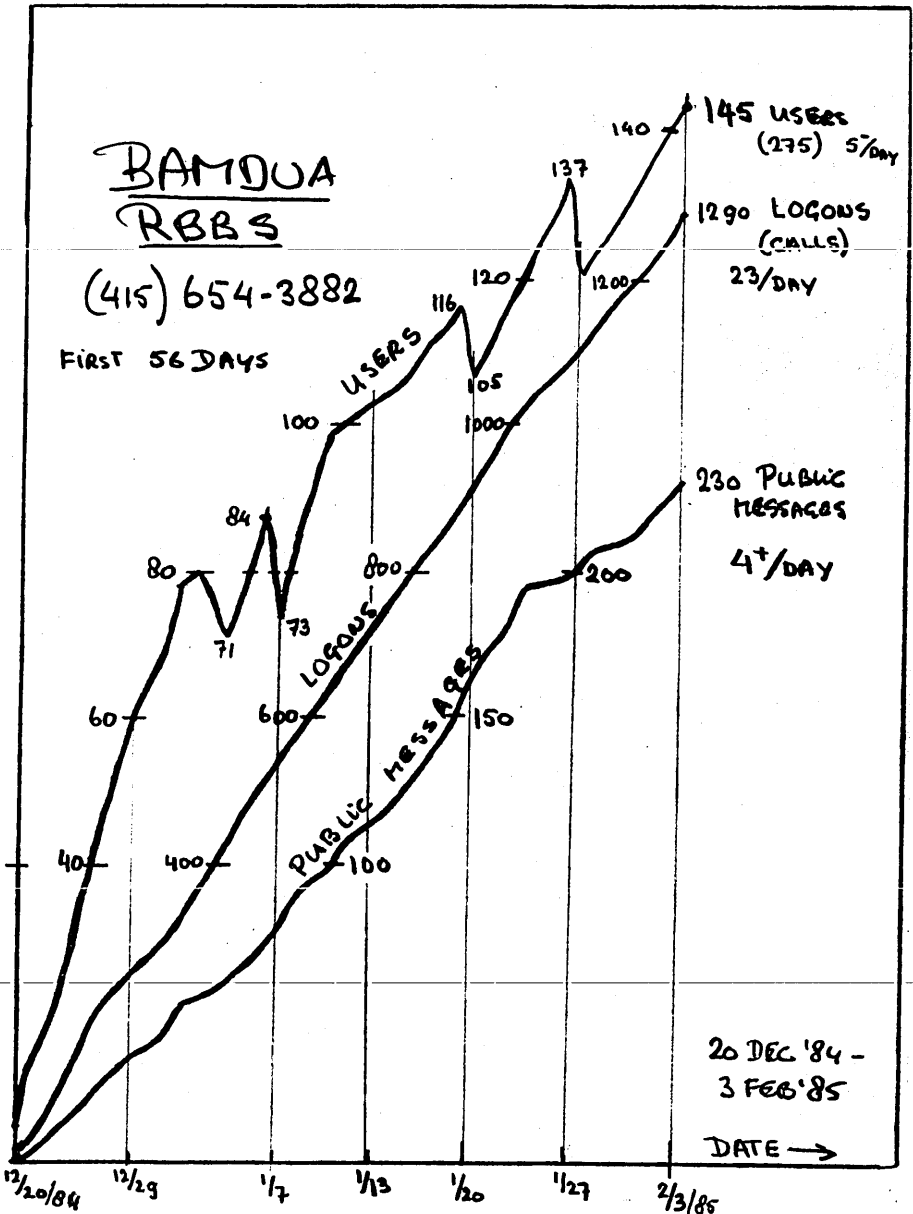
#### New ways to get help you may not know about.

Of course you know about the mutual help available through this newsletter, the meetings, the library and the classes. If you are new to BAMDUA a quick reading of the newsletter back-issues will bring you up-to-date. But many of you are apparently not aware of the two newest mutual assistance vehicles available to you through BAMDUA.

One is the BAMDUA DIRECTORY, which lists nearly 40% of the membership with detailed information about what they can be called about to give you assistance in case you get in a jam. Available to members only for \$3.50 in the mail. Members are listed by the equipment they have (MD1, MD2, MD3, MD11, Modems) and by the software they know something about (WordStar, NewWord, MODEM7, SuperCalc, MBASIC, Personal Pearl, LogiCalc, dBase II and Public Domain). More than worth it even if you have only one frustrating problem a year. Most of us have more problems in a month...

The other mutual assistance vehicle is the BAMDUA RBBS. This is a computerized bulletin board system (you can leave public messages), equipped with Electronic Mail (you can leave mail messages for particular people). The Public message system can be used to announce something or to ask for help with a problem you are having. You need a MODEM to be able to participate and some modem software to make the modem work. Modem software is available through the club. In the last 56 days the RBBS had 1290 log-on calls by 275 people, 145 of which are still on the user list. Of these 145 only 67 are BAMDUA members, even though there are 153

owners among BAMDUAns. What have you been doing with your modems? It's such a great problem-solving tool--besides it's fun! Many callers received help sometimes three times over! (415) 654-3882.





# LIBRARY NEWS

by Gene Korte

## -BAMDUA.024

This Library Volume contains the MEX programs for the MD-2 and MD-3 computers along with the minimum amount of support files and documentaion. Library Volume 25 contains more documentation and several "READ" files written by various users. It also contains the assembler source code for the various overlays used to create the programs found on this disk as well as the uninstalled version of MEX112. A program to filter WS (and NW) files for use in electronic mail systems, etc. can also be found there. Use this program on MEX11DOC.WS to make it type-able on the screen. (You can use one of the other filter programs on one of the other BAMDUA Library Disks also).

FILES contained on this volume:

-BAMDUA .024	2K	You are reading it now.
MEX11DOC.WS	80K	Documentation for MEX11 in WordStar (or NewWord) format.
MEX-MD3 .COM	24K	MEX program for MD-3 computers that have a Rev. 2 board, i.e. have a parallel printer port. Your printer can be toggled on and off from within the MEX program.
MEX-MD2 .COM	24K	MEX program for MD-2 computers and MD-3 computers that contain a Rev. 1 board. Your printer CANNOT be toggled on and off from within the MEX program.
MEX	.HLP 52K	File used with the MEX internal HELP facility.
INI	.MEX 2K	'READ' file used to initialize MEX. Include 'SET 300' to run MEX at 300 baud (i.e. don't use SETUP or SETBAUD).

---

## -BAMDUA.025

This Library Volume contains more detailed documentation for MEX. The source files that were used to make MEX-MD2, MEX-MD3, and MEX-MD11 are included in SQUEEZED form because they wouldn't fit in their unsqueezed form.

Following is a table showing how I set various parameters in the source files to create the library versions of MEX for the MD-2 and MD-3:

MODULE:	CPM3:	LISTTST:	
MEX-MD2	NO	NO	;Rev. 1 board?
MEX-MD3	YES	YES	;Rev. 2 board?

Assemble files with above changes and type:  
MLOAD MEX-MD?=MEX112.COM,MXO-MD11,MEXPAT11,MXO-SM13

MEX-MD11 -- Assemble files and type:  
MLOAD MEX-MD11=MEX112.COM,MXO-MR10,MEXPAT11,MXO-SM13

This disk contains the following files:

FILTW	.COM	2K	Filter for WS and NW files. Type the name with no arguments for help.
FST	.MEX	2K	Sets Hayes modem to 18 secs to redial
GET	.MEX	2K	Sends Xmodem s filename.typ and r same name
GETLIB	.MEX	2K	Same as above for library file
MEX-MD11.COM		24K	MEX program for the MD-11, MD-16, etc. (NOTE: This program has NOT been tested!!)
MEX-RVW	.TXT	4K	A review of MEX
MEX112	.COM	24K	Uninstalled MEX program.
MEX11UPD	.DOC	10K	MEX 1.1 update explanation
MEXFILES	.INF	8K	An explanation of how to use INI, GET, GETLIB, etc. files.
MEXINTRO	.DOC	4K	A short introduction to MEX
MEXPAT11	.AQM	4K	Squeezed update (patch) file file for MEX.
MEXNEWS	.001	8K	The first in a series of news letters re MEX
MEXNEWS	.002	10K	Second
MEXNEWS	.004	10K	Fourth
MEXSUM	.DOC	12K	A summary of the MEX doc file
MEX-EASY	.DOC	8K	Some hints on how to use MEX
MLOAD	.COM	4K	The loader program needed to overlay the .COM file with the MD and modem overlays.
MXKEY	.KEY	2K	Sample function key file
MXO-MD11	.AQM	12K	Squeezed assembly overlay file for MD-2 and MD-3.
MXO-MR10	.AQM	8K	Squeezed assembly overlay for MD-11, MD-16, etc. (includes code for DART, etc.)
MXO-SM13	.AQM	8K	Squeezed overlay for the Hayes Smartmodem and equivalents.
NSY	.MEX	2K	Turns modem speaker back on after having been turned off by Q.MEX
Q	.MEX	2K	Turns modem speaker off. Handy when auto redialing.
RCPM	.PHN	2K	Sample phone list
SEND	.MEX	2K	Provides auto upload. Opposite of GET.MEX
SORTV	.COM	2K	Simple sort program for variable length records that are terminated by a CR/LF pair.
SORTV	.DOC	2K	<-- Read this!

\*\*\* NOTE \*\*\* RCPMS have massive documentation files for MEX, which you should look for if this isn't enough. To make a MEX.COM from

scratch, examine the ASM files, and see if there's anything you want to change. If so, make the necessary changes with an editor and use ASM.COM to assemble each file. Then type:

MLOAD MEX.COM=MEX112.COM,MXO-MD11,MEXPAT11,MXO-SM13.

That's it! Now you have a new MEX program. Type HELP for internal help on how to configure MEX once it's up and running. Check the CONOUT: value in MXO-MD11.ASM if you're having trouble; you may have to change it to the address CPMADR.COM gives you for CONOUT: on your machine. (CPMADR can be found on a earlier library volume.)

(A more complete discussion of MEX by Gene is promised for the next issue).

\*\*\*\*\*

## **NOTES FROM THE MEETING - BERKELEY**

by Peter Campbell

### SHHH! THE WELL IS COMING

The Whole Earth Software Catalog, The Whole Earth Review, and now The WELL? What will be next? Stewart Brand, Editor-in-Chief of the Catalog and Review, and Matthew McClure, Research Director, were present at the January BAMDUA meeting to tell us. What's actually next is The WELL (an acronym for Whole Earth 'Lectronic Link), since it is not here yet. (I must stop a moment, and ask you to keep this information under your hats, as The WELL is not quite ready to put into service, and the desire is to not make a big splash of it before it is ready.) Stewart Brand is developing a local area networking system which will be available to just about anybody with a modem. His concept is simple--have a large computer (currently some 450 MBytes) with forty telephone lines coming in from all over the Bay Area, and capable of handling some two thousand users. "So what?" you say. "Compuserve will do the same thing, and I can compute all across the country." Ah yes, but don't forget to look at the down side in addition to the good. Compuserve costs BUCKS, each month and each call. And if you try to save money by going in at 1200 baud, they charge even more. Now don't take this the wrong way, Compuserve is good, and has a lot to offer. But what if you just want to talk to people, make new friends, or find someone with a solution to that problem you have been working on for months. Or say you just want to find some people with interests similar to yours. The WELL may be just what you have been searching for in the pages of the Whole Earth Catalog. The concept is to provide a low cost, local system. Stewart is projecting a cost of somewhere in the neighborhood of \$8 per month and \$2 per hour of on-line time. In addition, all calls will be at local rates. "How can he do that?" you say. Plastic. Yes, plastic! The system will be totally automatic. Subscribers will be tracked by credit card, and billed by credit card. No card, no WELL. Oh well.

This may actually be one of the most innovative features of The WELL. One goal is to have The Whole Earth Software Review on the system. In addition to the material therein being much fresher, it may be possible to read a review, decide to buy, and then order the program from the vendors advertising the product, all from the comfort of your modem. Expanding on this idea, it is not too hard to imagine a day when The Whole Earth Access Store is nothing more than a few sectors in a mainframe.

But all of this is in the future. For now, (or when it is actually on line) the main use will be to provide a medium for people with the same interests to find each other. Sort of a computerized dating service. If your interest is ecology, or growing carrots, or the political climate in Luxembourg, or even water skiing in the Panama Canal, you will be able to put out a call to others with similar interests. And a nice thing about the software is that it remembers what your interests are. Then each time you log on, it tells you what new material is present in each of the interest "conferences" you have identified.

Stewart forsees the time when Sysops emerge for the various interest groups, and that person is responsible for the operation of that "conference". This person will be responsible for that particular group, and will be responsible for the quality and integrity of the information being maintained in the conference. Actually, this person will have censorship powers, as the sysop can delete anything deemed to be inappropriate. Well, let's not call it censorship, let's just call it editing. After all, the editor of the Whole Earth Review doesn't edit the material going into it, he censors it. Or is it the other way around.

We can all look forward to The WELL as an exciting and innovative new service for the Bay Area. Those with modems (or is it MODA?) will surely want to try it out, and those who are contemplating the purchase of one of those little marvels, may find their decision influenced by it as well. While not yet available, we have been assured the word will be given to us as soon as it is on line. BAMDUA will then get the word out to you. Until then, good computing!

\*\*\*\*\*

=====

TECH?, NO!

This is just a friendly reminder that your administrative assistant at the BAMDUA office is probably more of a novice at computers than any of you are. Please buy the DIRECTORY, a listing of one third of our readership who are willing to be contacted by other members for information on various software problems, etc. I can refer you to a dealer or users group in your area or a professional support service, but that is the extent of my expertise. signed, Dana

## FROM THE MAILBOX

Dear Bamdua:

Ever wish NewWord realigned paragraphs automatically while you edit? I think I found a way to get SmartKey to do the next best thing. Define a key as follows (I'm leaving spaces for clarity; they're not part of the definition):

```
qq CTRLb CTRLqa qq RETURN DELETE DELETE RETURN b RETURN y
```

When you hit this key, say after you've added or deleted text to the paragraph, "qq", an uncommon letter combination, is typed, then the paragraph is balanced. Then "qq" is found and deleted and you're back where you left off editing. This is most helpful when you want to see everything lined up and then continue editing.

--Sincerely, Phyllis Yates

-----  
Dear BAMDUA People:

I would like to take this opportunity to raise an important question on behalf of MD11 users, if there are any other MD11 users out there... How come there is no column devoted to the MD11? Am I correct in assuming...that the MD11 is so similar to the other MD's, that everything said about the MD3, pretty much applies to the MD11?

...I am sorry that I didn't enclose this letter on a floppy disk, but ...I don't have WordStar...Is NewWord acceptable? I'm serious...Secondly, I assume that "SSDD" rules out "DSDD"? Can SSDD disks be used on the MD11? ...does that mean that MD11 owners cannot submit materials to you on diskettes?

Lastly, I'd like to say that I enjoy the BAMDUA Newsletter and think that you're doing a great job. Keep up the good work!

-- Sincerely, Glenn C. Ellenbogen  
(212)689-5473

(Editor's Note: I have edited the letter above for brevity, but I think you all get the point! Telephone number is included so that all you MD11 owners can offer some help to Glenn. Meanwhile, Glenn: yes, you can send me articles written with NewWord. The reason they must be on a SSDD disk is because I have an MD2 which limits what disks I can run. But you can format SSDD and write on it. I hope some MD11 owners can help you out with your other questions; you, in turn, should get a copy of the BAMDUA DIRECTORY and contact others with MD11).

Dear Georgia and Sypko,  
(re: File Load)

The program costs \$100 and is sold directly from PearlSoft. I don't know whether or not dealers carry it.

As you will see, it is quite amusingly unfriendly. For example, in order to split a Pearl datafile, you would have to:

1. Design a report to write the split-off part of your file to disk in a format that File Load can handle;
2. Create a compatible Pearl datafile, index file, etc., on a blank disk; and
3. Use File Load, complete with hex-coded command file, to ~~translate the ASCII file into the Pearl datafile format.~~

The Filebase program, for which I sent Sypko the documentation, continues to be a pleasure to use. It won't create fancy reports, calculate fields, do multiple-field key searches (though it does search on one key at a time), or create elaborate input screens. But boy, can you dribble files around with it! For sorting, splitting, merging, rearranging data areas, dumping data to subsets of a file, printing lists, envelopes and labels, it is just super. Also, datafiles take up about half the space they do with Pearl, and all system files are on one disk. Also, there's a lot of thoughtful built-in cross-motion between functions, so you don't always have to go back to the main menu, as with Pearl when you want to change datafiles for example.

Just wanted to share a good thing...Keep up the good work. I enjoy the newsletter.

--- George Beinhorn.

(Editor's note: George Beinhorn reviewed the Filebase program he mentions here in the October 1984 Newsletter, V.2, #9, p.14. He has provided us with a lengthy documentation for it and for the File Load program briefly described in this letter).

Dear Editor:

One time I really pulled a boner. I backed up my backup disk onto my updated disk...Since then I have made up a Submit file that ~~is contained in an Auto file with the necessary PIP commands and put this on the backup disk.~~ Thus, I only have to jamb the backup disk into the A drive slot and hit reset and the files are backed up automatically. I only recopy the updated data files onto the backup disk (I use Pearl a lot) and seeing that the Auto Backup file is only on the backup disk, I can never copy to the wrong disk.

--Karl Montstream

TREASURER'S REPORT

submitted by: David Rosner

=====

BAMDUA

Cash Financial Statement  
For the Year 1984

-----

REVENUE

Membership Fees	\$ 9,962
Library Sales	11,044
Newsletter & Directory Sales	2,893
Classes & Events	2,791
Advertising	2,295
Contributions, Interest and Other	1,135
	-----
Total Revenue	\$ 30,120
	-----

EXPENDITURES

Newsletter Printing & Mailing	\$ 10,364
Library Disks & Mailing	4,919
Classes & Events	2,160
Equipment	2,129
Salaries	4,945
General Office	3,165
Taxes	446
	-----
Total Expenditures	\$ 28,128
	-----

Net Increase in Cash	\$ 1,992
Cash Balance Beginning of Year	4,440
	-----
Cash Balance End of Year	\$ 6,432
	=====

=====

# PASS THE NOTEPAD

## DISK DRIVES/ ERROR MESSAGES

Q: I am getting a bad load. MD3 CP/M cold boot yields "error on Drive A: Data Error". What do I do? Carl, 415/673-6768.

A: Try sysgen again. Several times!

A: If it's only happening with program but not data disks, you may have a short between the disk drive and case. Berkeley Computer can fix this with plastic screws.

A: ~~Your drives are possible out of alignment--if these other fixes do not work, you might try Berkeley Computer for alignment.~~

A: It depends on whether you get this error message: 1) on any disk, or with no disk at all in drive, in which case you have a hardware problem; or 2) only on some disks, whether program or data disks. If (2), the most common cause is old disks, which have been handled a lot. If you have backup disks, test this by cold-booting the backup. If the backup program or data disk works, but the working disk does not, your problem is old, heavily handled disks, with 90% probability. If you have no backup, start with a new, blank, formatted sysgened disk with PIP.COM on it and copy all files from the faulty disk to the new disk, using the command:

PIP A:=B:\*. \*[V]

(assuming the new disk is in drive A and the old one is in B). Any file with problems may identify itself by an error message. Write down these files by hand. They are probably faulty. But keep copying all files. Later, check and, if necessary, try to reconstruct damaged files. Usually, there are no more than one or two damaged files. You get everything else. You can throw away the old disk, or try to re-format, re-sysgen and re-copy onto it the files, or make it into a backup (using BACKUP.COM), and see if it works. Eventually, it will go, if used daily for over 6 months. I.I. Butler, 415/863-5953.

## ADDING DISK DRIVES/BOARDS

Q: Can anyone offer advice, help, refs, etc. in hooking up external disk drives to MD2? Can I get more technical dope than in Q & A? Frank Oechsli, 415/527-6089.

A: Frank, best wishes. Lots of us are thinking about how to add 3rd and 4th drives. LNK.

A: Frank, try talking to Jon Gordon at the Service Department of Berkeley Computers. He is quite knowledgeable and helpful. -Ed.

Q: Has anyone tried adding drives to their MD3? If so, do you have documentation/help/epithets to share? Chuck, 415/826-3991.



A: I have 3 drives on my MD3; no special problems. Ed Combs, 415/461-2405.

Q: Has anyone added an external hard disk to MD3 or upgraded to the Morrow harddisk from MD3? How about upgrade to MSDOS board? Wil Chandler, 415/893-7692.

Q. Has anyone put the SWP CO-POWER-88 coprocessor board into the Md-3? It runs both MSDOS and CP/M 86 and can be used as a RAM disk for CP/M. I am thinking of putting one in but I need to know if it works and what other people's experience has been with it. Also what is the difference between the RAM disk features of this board and the E-Systems RAM disk? I'd appreciate hearing from anyone who knows before I buy. -- Stan Naparst, 415/525-2086.

#### dBASE

Q: What is the lowest cost legal source of dBase II in the current version? Since they don't make a Morrow version, which version(s) do you recommend, if other than Xerox 820(II) SSDD and why? I.I. Butler, 415/863-5953.

A: Osborne version. Jim Brenden, 415/654-8473.

A: Lowest I've seen is about \$250 on 8" which I can get downloaded for you to Morrow SD or DD disks. (no name/tele. given)

#### MODEMS

Q: What is now regarded as the "best buy" in modems and software, from what source? How does it compare in user-friendliness to the Morrow MM300 + Reachout package for novices? I.I. Butler, 415/863-5953.

A: You can get 300 baud modems for \$60-\$300 or 1200 baud for #250-\$700. Best communications software I've seen is TelePath, available for CP/M 80, CP/M 86, or PC-DOS. I believe it's \$125; call them in Mill Valley at 388-2411. (no name/tele. given).

A: "Best Buy" modem software: price-free; name-MEX; location-BAMDUA library. Available at any meeting or through the mail from BAMDUA. This communication package allows the user to "customize" his program to perform specialized functions. READ the documentation. Gene Korte, 415/525-8944. (nb: see discussion of MEX by Dee Pourciau starting page 15 of BAMDUA Newsletter, V.2, #10, the November 1984 issue. --ed.)

Q: This is an invitation, not a question. I want to test sending and receiving software over the phone. I have an MD3-P with 1200 baud signalman and MDM740. Calls welcome. Lee McKusick, 415/849-9053, evenings, 7-9 p.m.

## WORDSTAR/ NEWWORD

Q: Sypko wrote an article showing how to have WordStar automatically log Drive B. Can the same be done with NewWord? David, 415/841-3366.

## BOOKS/MANUALS

Q: What books or manuals can be recommended for one to use in order to learn to do programming in the "MBasic" and "C" languages? John H. Johnsn, 415/843-6622.

Q: Need a book recommendation for understanding assemblers, disassemblers, and ddt?

A: R. Zaks: Programming the Z-80.

---

Q: What book will give me technical understanding, say, of the differences between Osborne, Kaypro, and Morrow disks --and software write/read locations? Is the answer simple?

## PRINTING

Q: I have an MD2 hooked to an Epson MX100 that has worked fine for more than 1-1/2 years. The printer recently started printing gibberish. The cable is not loose. Any ideas? Bob, 415/524-6328.

Q: Has anyone patched NewWord to fully drive a Gemini 10X? Mine works reasonably well with defaults for "typewriter printer" but I don't have alternate pitch, sub/superscripting, etc. C. Quibell, 707/664-2189.

A: Look into GEM PATCH by Goodnight. They have software for \$12.95. Ed Combs, 415/461-2405.

Q: Is there a patch for NewWord which allows one to "print from memory" rather than only from disk? C. Quibell, 707/664-2189/

## EDITING

Q: Does anyone know how to add spaces to the program Grammatik's module phrases.GMK? Stan Naparst, 415/525-2086.

Q: Has anyone used a CP/M version of Thesaurus? I was thinking of buying it and I would like to know people's experience using the program. Stan Naparst, 415/525-2086.

---

## GROUPS

Q: Is anyone interested in forming a lawyers' special interest group? If so, let me know. We might help eachother do our work. Stan Naparst, 415/525-2086.

A: Stan, see classifieds this issue (ed.).

OTHER

Q: Can a program saved on disk with CP/M "save" be changed to recognizable information? R. Kent, 707/526-0992.

A: Was it ASCII (text file) in the first place?

Q: When I try backing up a fairly large file (say, 120K) from my MD-11 and I'm using a floppy disk which contains most of the same file I'm trying to back up (say, 116K worth), I get the message ERROR: DISK WRITE NO DATA BLOCK - B:NEWLIST.\$\$\$\$. ("NEWLIST" is the name of my file). I've found that I must completely erase my back up disk first (via formatting) before my computer will copy the 120K. I thought the MD-11 floppy disk was capable of holding 384K. What's up? Glenn Ellenbogen, 212/689-5473.

(ed.'s note: if some MD-11 owner responds to Glenn's question, please check also his questions in our Mailbox section, this issue).

Q: Anyone willing and able to write an article about adding disk drives, coprocessor boards, or getting the most out of your Gemini 10X? If so, please send to Editor, BAMDUA Newsletter, P.O. Box 5152, Berkeley, CA 94705.

\*\*\*\*\*

APOLOGY

=====

In the last issue of the Newsletter (January, 1985) we printed an article on European Languages by I. I. Butler. In attempting to format the article for our pages, I caused some changes to occur that rendered the final product less than desirable. For example, the accent marks are much too high. In the original article that was submitted by Mr. Butler, none of those problems occurred. Under the pressures of getting things ready for a deadline, I must have inadvertently made errors in formatting. I apologize to all the readers, of course, but especially to Mr. Butler who worked hard to prepare and submit a well-formatted article. He has made the kind offer to send a free copy of the text to anyone who requests it and encloses as self addressed stamped envelope, or a free copy of the disk file to anyone who requests it and sends a blank, formatted disk and self-addressed, stamped mailer. Please write to:

I.I. Butler  
1182 Market St.  
#320  
San Francisco, CA 94102

--Georgia Babladelis  
Editor, BAMDUA Newsletter

=====

# MORE ON PRINTING

## PROPORTIONAL SPACING - SOME CLARIFICATIONS

By Frank Oechsli

(Editor's note: I received a letter from Frank commenting on some articles on proportional spacing in our December Newsletter and adding some much needed clarification to the problems involved).

There seem to be a couple of misconceptions that need clearing up before we can make complete sense out of WordStar proportional spacing. In what follows, the one constant is that we are talking about proportional spacing within WordStar -- maybe some of it applies directly to NewWord, but I can't say for sure since I haven't used it.

First, ps works with almost any normal daisywheel printer and some dot matrix as well. To use the ps table and the ps command, the printer merely needs to be able to move in small (usually 1/120") increments. This means, for example, that the MP100 (in addition to the MP200 and MP300) can use ps, in spite of what Throckmorton says.

Second, ps printwheels usually (but not always) have a different sequence of characters than do other printwheels. Any printer that can use a ps wheel must be told when such a wheel is being used (usually through a switch). This is true for the Morrow MP200 and MP300 printers. On the other hand, the DaisyWriter has a ps wheel ("Anelia") with exactly the same spoke sequence as the usual printwheel. In this case, the printer doesn't need to know which printwheel is being used.

Third, some Daisywheel printers have their own built-in proportional spacing logic which allows them to do ps independent of whatever word processing (or other program) that is in command. The DaisyWriter, MP200 and 300, NEC, various Diablos, etc. have this capability. The capability is turned on by switch or by program, or both. The Morrow MP100 does not have an independent ps capability.

Where things get tricky is that these capabilities get combined in funny ways. For some daisywheel printers, the selection of the ps printwheel and also the internal ps ROM program are controlled by the same switch and cannot be disentangled. To the best of my knowledge, the Morrow MP200 and MP300 are in this class. If this is true, both Dick Baker (I assume he's talking about an MP200) and Robert Throckmorton, who used the Morrow ps wheel, are applying both the WordStar and the printer ROM proportional spacing. Thus they both can probably thank blind luck or Divine Guidance that they got some kind of useful results.

This isn't said by way of criticism. I fretted over these things quite a bit and still don't have any good solutions. Apparently Sypko has found something outside of WordStar (PropStar) to do the job; see the credits in the December MOR!

One more caveat. Mike Ferrel in conversation once gave me what seems to be a most cogent remark about WordStar's approach to ps. In setting up a line it pays absolutely no attention to anything but the number of characters that will end up on the line. A type setter uses the individual widths of characters as well as their number in deciding what characters to set up on a line. A way to handle this with WordStar's approach is to use hyphens to control the number of characters on a line when the line has too many narrow characters. Also, when a line has many upper case characters (which are inherently wider), one might deliberately change character width to compensate. Both of these are, in effect, compromises forced on us by the otherwise wonderful "What you see is what you get" WordStar philosophy.

\*\*\*\*\*

#### TIPS

People keep asking how to run the library disks (SSDD) on their MD3 (DSDD). Let me count the ways... e.g., 1) Put your CPM disk in drive A and your new Library SSDD disk in drive B and have a formatted DSDD disk ready. At the A prompt type PIP and press return. You'll get an asterisk on the screen. Type C:=B\*.\*[V] and press return. Follow the instructions to change disks in drive A (i.e., replace CP/M with new formatted disk). Press return. 2) You can always use WordStar's copy command, (O), and follow the directions given when you call it up. 3) Use Newsweep 2.05 (or any previous version--just plain SWEEP will do). See BAMDUA Newsletter V.1, #8, p.19 for a description of SWEEP by Lenore Weiss. Then get BAMDUA library volume #15 for the updated version, or use the old SWEEP on #6 if you already have that one. Once you use SWEEP you will never go back to "old" ways and you will want the updated, more powerful version which has the added advantage of using less "k" (space) on your disk.

In the BAMDUA Newsletter, V.1, #5, Sept. 1983, p. 18, Sypko Andreae describes how to edit "foreign" files with WordStar. ASCII files are difficult to edit because of carriage returns at the ends of each line (you may have run into this problem trying to print out ".DOC" files from the library volumes). You have to get rid of them, otherwise formatting (with ^B) is impossible. Sypko suggests you use a program called FWZWS (Perfect Writer to WordStar) which is available on the BAMDUA library volumes (#6 and #18).

# NEWWORD NOTES

## NEWWORD CONTROL CODES and DOT COMMANDS

by Edward E. Combs

Newword provides over 80, one or two letter, control codes to implement a wide variety of functions required during word processing, such as cursor positioning, text formatting, printing and more. These codes do not appear when the file is printed and are transient in two respects. Some codes do not appear on screen even though their effects are visible, while others will appear on screen until the file is saved. In either case they will have to be re-inserted as needed each time the file is edited.

In addition, Newword has over 40 dot commands generally used within a document to modify the default settings affecting formatting and printing. These also do not print, but remain embedded in the file until removed by the operator.

A few of the control codes and dot commands are so frequently used that they very quickly become memorized by the operator. However, a large number of others require some type of memory aid, particularly in the early stages of learning the system. The novice has the tendency to refer directly to the Newword Owner's Manual, or to a printed card listing them, in order to refresh his memory when doubtful of the control code or dot command to be used for a given situation. As will be described, a far simpler way is to call on-screen, right in the midst of editing a file, any one of several "menus" that are built-in the Newword Working Diskette. How this can be quickly and conveniently done will be shown.

Each menu to be described provides a functional group of control codes or dot commands listed in an abbreviated manner together with a somewhat terse description of each one's use. On-screen instructions below each menu lead to further information. Where a detailed explanation is desired reference must, of course, be made to the Newword User's Guide.

Access to letter and control codes will be discussed first followed by dot commands.

In this discussion, a letter code is a single letter selected and typed in the presence of a menu, while a control code consists of holding down the control key, abbreviated as CTRL, followed by typing one or two letters selected from another menu. In practice, the letters may be either upper or lower case, but for ease in identification upper case will be shown here.

You are encouraged to turn on a computer, boot Newword and place a file on screen for editing purposes so that the described procedures can be readily tried as you read along.

## 1. OPENING MENU

Whenever a NEWWORD working diskette is inserted in Drive A and booted, the OPENING MENU will always appear automatically on screen, immediately below the status line. Below that will appear "DIRECTORY Drive A" on a separate line followed by a listing of the document or non-document files recorded on that disk. This menu will remain on screen even when the logged drive is changed, the only alterations being in the line indicating the logged drive followed by a listing of the files on that drive. When a file is called on-screen this menu disappears.

The OPENING MENU lists 13 single letter commands for whole file manipulation such as calling up a Document or Non-document file on screen, printing, copying, changing a name, erasing, and for leaving Newword to work in CP/M. In all cases, the typing of a letter selected from this menu will produce on-screen instructions or a prompt. Note that the letters used in this menu do not require the use of the CTRL key.

## 2. EDIT MENU (Document) or NON-DOCUMENT EDIT MENU

The manner and form in which either of these edit menus will appear on screen is dependent upon the Help Level that has been set into the Newword program by the operator. Help Level 3, which provides the maximum amount of permanent on-screen assistance, is usually the default value set by the manufacturer. Lesser levels go from 2 to 0. For this discussion, only levels 3 and 2 need be considered.

### (a) Help Level 3

When Newword is set up for Help Level 3 and a document is called up by typing letter D and a file name, the EDIT MENU will automatically appear on-screen in place of the OPENING MENU. Similarly, the NON-DOCUMENT EDIT MENU will appear when a non-document is called up by letter N and a file name. Either of these menus will permanently occupy 8 lines of space at the top of the screen and can be removed during text editing only by changing the help level.

The Help level may be changed at any time during text editing by typing CTRL JJ and following the instructions that appear on screen.

Additional explanatory text, providing instructions on how to obtain further information, including lists of dot (.) commands, can be made to appear directly below the edit menu by typing CTRL J. This added material will temporarily replace the text being edited, however, it can be removed after it is no longer needed and the text restored by pressing the Space Bar or ESC.

### (b) Help Level 2 or less

If the Help Level is 0, 1 or 2, neither edit menu will automatically appear upon typing D or N and a file name. The proper one, plus the explanatory text described in the previous paragraph, can be brought on-screen when needed by typing CTRL J. In this case, the menu and its additional information will temporarily replace the text being edited. When no longer needed, it can be removed by pressing the Space Bar or ESC.

The disadvantage of having an edit menu permanently on-screen is that either one occupies 8 lines of screen space that could otherwise be used to display text.

The two edit menus both list the same 20 single letter plus DEL, CTRL codes suitable for editing, such as cursor movement, erasing of text, scrolling of text, etc., plus a list of similar code letters under the heading of EXTENSIONS which provide access to four other menus for documents or three others for non-documents. In addition, the explanatory text below the edit menu provides instructions that may be used to obtain further information, including lists of dot (.) commands.

Note that by pressing the CTRL key and typing a selection in the presence of an edit menu will provide additional information about that selection. In contrast, by removing the edit menu first with the Space Bar, pressing the CTRL key and typing a code letter will then produce the selected CTRL code's normal function.

Any one of four additional control code menus can be called on screen, right in the midst of text editing, without an edit menu being present, just by pressing the CTRL key and typing an appropriate code letter listed under EXTENSIONS in an edit menu. These menus, with their respective code letters, are as follows:- (K) BLOCKING & SAVING MENU, (O) ON-SCREEN FORMAT, (P) PRINT CONTROLS and (Q) QUICK MENU. For the non-document file there is no ON-SCREEN FORMAT menu, other than that the other three menus apply and each can be called up in the same manner. When no longer needed, the menu can be removed with the Space Bar or ESC. If more information is desired than shown on the menu alone, remove the menu with the Space Bar and type CTRL J followed by the desired menu code letter, then follow the on-screen instructions.

In each of these four menus, a good many control code letters involve the position of the cursor in the text being edited. Furthermore, with one of these menus on-screen the cursor is temporarily placed at the left end of the status line in the same location as the menu code letter thus losing track of its position in the text. For this reason, it is best not to type a selection in the presence of any of these menus. Preferably, a mental note of the selected code letter should be made, the menu removed by the Space Bar, the CTRL key pressed followed by typing the Menu code letter and the selected code letter, in that order. This sounds

more complicated than it really is in practice, as a few examples will show.



### 3. BLOCKING & SAVING MENU

This menu lists 15 single letters, each of which is to be preceded by CTRL K. These letters are part of two letter CTRL codes which cover the handling of blocks of text, documents in a file, saving files, etc. For example, the menu lists letter B to mark the start of a block of text at the location of the cursor, which is typed as CTRL KB, after the menu is removed.

### 4. ON-SCREEN FORMAT

This menu lists 16 single letters, each of which is to be preceded by CTRL O. These letters are part of two letter CTRL codes which cover the manipulation of margins, typing, display and tabs. For example, the letter R is listed in this menu as the control letter for changing the right margin of the text, which is typed as CTRL OR, after the menu is removed.

### 5. PRINT CONTROLS

This menu lists 17 single letters plus RET, each of which is to be preceded by CTRL P. These letters are part of two letter CTRL codes which cover a variety of printing operations, such as start-stop control, special printing effects, etc.

### 6. QUICK MENU

This menu lists 11 single letters plus DEL, each of which is to be preceded by CTRL Q. These two letter CTRL codes generally supplement those listed in the edit menus and cover cursor movement, erasing, finding & replacing, formatting and scrolling.

### 7. Duplicated Control Codes

There are three CTRL codes included in the menus just described that are re-used for special purposes during printing and are automatically displayed on-screen only during that operation. These are CTRL U which ends printing in midstream, CTRL P which pauses printing in midstream and CTRL C which enables printing to resume after it has been made to pause.

### 8. DOT COMMANDS

Access to an explanation of over 40 dot commands may be obtained during text editing by typing CTRL J followed by a single dot (.). This will place on-screen an edit menu plus explanatory text for dot commands. Repeated pressing of the ESC key, as instructed, will successively present seven screen listings of them (eight for Newword Version 2), including very brief explanations, at the end of which the text being edited returns to the screen. The presentation may be terminated at any point without having to view all listings by typing CTRL U.

# ALL THAT'S CLASSIFIED

=====

ATTORNEY seeking other lawyers to share/explore MD3 applications to law offices. Contact Alan Kornfeld, 538 Green Street, San Francisco, CA 94133; (415)434-2855.

=====

ALTER WORDSTAR 3.0 DEFAULTS. Easy-to-use, menu-driven program changes standard help level, margins, omit page nos., paper length, justification, etc. Customize over 25 features (change back as desired). Write for info, or send \$20+\$5 s/h to THE CUSTOMIZER, P.O. BOX 7339, Berkeley, CA 94707.

=====

I have a home-based word processing business and am interested in meeting and networking with others in similar situations. Please give me a call at (415)452-4114...Madeleine Keyes.

=====

C. Itoh F-10 40 CPS serial printer, \$899; LQ Sheet feeder for F-10 printer, \$395; Qume QVT-102 terminal, \$438; Xerox 820 DS, \$898; Morrow MP-100 Printer, \$308; TI 855 dual mode printer w/tractor & serial and parallel cables, \$698; Morrow MDT-60 video terminal, \$298; Morrow MD-2 (new), \$798; Liberty 100 video terminal, \$318; Liberty 100 owner's manual, \$5; maintenance manual, \$25. All like new; most in original packing. H. Whitaker, 7603 Firestone Bl., Downey, CA 90241, (213)566-3556.

=====

FORGET THE PEARL! Order customized database programs. Menu driven: Enter, Correct, Delete, Search, Sort, Print. ADDRESS AND PHONE BOOK, ALBUM LIST, RECORD LIST, NOTE PAD, and more. Guaranteed. Send for Catalog. SOFTWARE SOLUTIONS, 927 Mears Court, Stanford, CA 94305, (415)493-7210.

=====

COMPUTER TUTOR: I make house calls. Individual tutoring specialist especially for beginners. Programmer, Debugger, Systems Analyst. Roger Barker (415)397-8291. San Francisco, Berkeley, Oakland, Walnut Creek, Danville.

=====

FOR SALE: MD5, with MT70 terminal, \$1895. (5 MB hard disk). Switch box for (modem/printer) serial port, 3 positions, \$50; MDT-60 terminal, \$250. Sypko Andreae, 415/654-3798.

=====

FOR SALE: MD3 with usual software—\$750. Software for MD3: WordStar 3.3 w/MailMerge, StarIndex, InfoStar, CalcStar, and Commx-Pac Telecom (w/E-Mail & CBBS capb.)—\$350. MDT60 Terminal --\$250. MP100 LQ (Silver Reed) Printer --\$250. Call (415)454-8482, ask for Jeff or leave message.

=====  
=====  
FOR SALE: MD3 with dual disk drive. All original software. Low  
hours -- less than a year old. Make offer, or trade for Apple IIE.)  
Call Gib Souza at (415)447-8100 or 449-8289.  
=====

=====  
=====  
FOR SALE: MD11 with DSDD floppy and hard disk. Wyse 50 terminal  
and modem. All standard software including dBaseII and games. Less  
than one year old and like new. G.R. Gouger, (707)575-9119.  
=====

\*\*\*\*\*

ORDER BLANK FOR BAMDUA LIBRARY VOLUMES

DATE: \_\_\_\_\_ YOUR PHONE: \_\_\_\_\_

YOUR NAME: \_\_\_\_\_

ADDRESS: \_\_\_\_\_

\_\_\_\_\_ ZIP \_\_\_\_\_

PLEASE SEND ME THE FOLLOWING BAMDUA LIBRARY VOLUMES AT  
\$8.00 PER FLOPPY. I HAVE JOINED BAMDUA AS A MEMBER.

(Note: See Newsletter V.2, #8, Sept. 1984 for summary of library  
disks (1-14) available to date; see subsequent Newsletters for later  
library volumes (15-25).

Below, you may circle your choice of library volume and under  
each choice, enter the # of disks you want, if more than one.

CIRCLE CHOICE: 1 2 3 4 5 6 7 8 9 10 11 12 13 14 15 16 17 18 19 20 21

(quantity): - - - - -

CIRCLE CHOICE: 22 23 24 25

(quantity): - - - - -

Total # of disks \_\_\_\_\_

@ \$8.00 each = \_\_\_\_\_

Check enclosed for \$ \_\_\_\_\_

Please enclose a check for  
exact amount. Mailing and  
packaging is included.  
Make check out to BAMDUA.  
BAMDUA, P.O. BOX 5152  
BERKELEY, CA 94705

## WHAT'S AVAILABLE?

The public domain software library contains 25 volumes. They are available at meetings for \$5.00 each, or through the mail for \$8.00 each. Write a check to BAMDUA, Box 5152, Berkeley, CA 94705.

---

Back issues of BAMDUA Newsletter cost \$1.00 for issues 1-3, and \$2.00 for each issue after that. They are also available at BAMDUA meetings or through the mail. The price is the same either way. Make your check out to BAMDUA.

---

Dave Block's Preliminary Question and Answer Book can be purchased by sending a check for \$1.00 to BAMDUA, above address.

---

A cassette tape of the "Once Upon a Morrow" meeting held in January is available. It costs \$6. Order now!

---

To receive issues 1, 2, 3, 4, or 5 of M.O.R., send a check for \$2.00 each to M.O.R., P.O. Box 5487, Berkeley, Ca 94705. These will cost \$3.00 each after JApril 15, 1985. To subscribe to M.O.R., send \$15.00 (\$18.00 after April 15, 1985) to M.O.R.

---

A directory of approximately 300 BAMDUA members available for \$3.50. Get your copy now so you will be able to know who to call when you need help or want to exchange information. Make your check out to BAMDUA.

---

### SPECIAL DEALS:

=====

For a limited time, still, BAMDUA members can benefit from many special deals in commercial software. Make your check out to BAMDUA. Do not combine software orders with orders for back issues of the newsletter, library disks, or membership renewals, etc. Give serious consideration to the software deals still available. All of them will be phased out by the middle of March. Some have already been removed from our lists. It has become an unmanageable task to arrange, organize, and execute these special deals. We are working on setting up alternate plans, possibly that the dealers themselves can offer special discounts to BAMDUA members and handle all transactions in their own offices. Currently available:

SOFTWARE DEALS

EUREKA is a disk cataloger that also can look inside files. The price is \$35 (includes tax and shipping)

---

To get NewWord for the first time, send \$85 (\$80 + tax) to BAMDUA. You do not need to send in your original WordStar disk.

---

To get your NW update (2.12), send in your original NW disk + \$25 (includes tax) to BAMDUA.

---

MULTIFORM is still available for \$43. We got a small deadline extension on this one.

---

REACHOUT, a menu-driven telecommunications program that works with any modem, including the CTS MM-300 Modem System. A special version of ReachOut is available for all Micro-Decision computers. The price is \$125.00, which is 40% off the price of the standard version (\$199.00). Full end-user telephone support is provided by the manufacturer. Send \$132.50 (includes tax and shipping by U.P.S. to a daytime address) to Applied Computer Techniques, 21 Cottonwood Drive, San Rafael, CA 94901; 459-3212. ReachOut is reviewed in Morow Owners' Review #2 & #3.

---

REMINDER: Please be sure you make out checks appropriately. If you are renewing your membership, do not mix that in with orders of software!

=====

ORDER BLANK FOR BAMDUA NEWSLETTER BACK ISSUES

DATE: \_\_\_\_\_ YOUR PHONE: \_\_\_\_\_

YOUR NAME: \_\_\_\_\_

ADDRESS: \_\_\_\_\_

\_\_\_\_\_ ZIP \_\_\_\_\_

PLEASE SEND ME THE FOLLOWING BACK ISSUES OF THE BAMDUA NEWSLETTER, VOLUME 1,2,or 3. I AM A MEMBER OF BAMDUA. (Volumes 1, issues 1+2+3 together cost \$1.- . Issues #4, 5, etc. through the present Volume 3, #2 are \$2.00 each.)

ISSUE #	PRICE		COST
1983			
Volume 1			
(1+2+3)	1.00		_____
(4-8) each	2.00	CIRCLE CHOICES: 4 5 6 7 8	_____
1984			
Volume 2			
(1-11, no Aug. issue).		CIRCLE CHOICES: 1 2 3 4 5 6	
each	2.00	7 8 9 10 11	_____
1985			
Volume 3		CIRCLE CHOICES: 1 2	
Each issue	2.00		_____

Summary:

1st 3 issues: \$ \_\_\_\_\_

#issues @ 2.00 \_\_\_ = \$ \_\_\_\_\_


Total cost: \$ \_\_\_\_\_

TOTAL ENCLOSED: \$-----

Please enclose check for exact amount. Packaging and mailing is included. Make checks out to: BAMDUA  
Mail to: BAMDUA  
P.O. BOX 5152  
BERKELEY, CA 94705

=====

MANY THANKS to all the members who contribute articles and ideas to the Newsletter, and thanks also to the officers and staff who regularly pitch in to help put the Newsletter out.



**MORROW MD-3P\*** -----\$1195  
**MORROW MD-3** with term'l\* \$1495  
**MORROW MD-5** with term'l\* \$1995  
 (5.4 Meg Winchester!!!)  
**MORROW MD-11** with term'l\*\$2395  
 (10.8 Meg Winchester!!!)

Includes, while stock lasts or until 2/31/85: Smart Check-Book, NewWord, CorrectIt, Supercalc, Personal Pearl, MBasic, Quest, CP/M (2.2 with MD-3 or 3.0 with MD-5 & 11), Backfield (MD-5 & 11 only) & 12 DSDD Disks.

Extra with any of the above:  
 Morrow Modem w Software \$ 95  
 MP-100 Printer w Tractor \$295  
 MP-200 Printer w Tractor \$495

\*Choice of MDT-60 (Green) or MDT-70 (Amber)

**MORROW PIVOT PORTABLE** \$2,495  
 (IBM-PC Compatible !!!)

-With: 256K RAM, Dual Drives, LCD Display, MS-DOS, NewWord, Battery and Carrying Case.

-Options for the Pivot:

Upgrade to 640K RAM \$ 795  
 SuperCalc 3 Ver II \$ 289  
 TIM IV Data Base \$ 75

### PRINTER SPECIALS

MP-200 Letter Quality: 17 cps  
 with FREE TRACTOR -----\$595  
 (\$25.00 extra for serial interface version)  
 MP-100 Letter Quality: 12 cps  
 with FREE TRACTOR -----\$395  
 (\$25.00 extra for serial)  
 For Morrow MP-100/200/300:  
 Print Wheels  
 (10, 12 & 15 pitch) ----\$ 18  
 Multi-Strike Ribbons ----\$ 7  
 Tractors ----\$110

### MODEM SPECIAL

U.S. Robotics Password 1200/  
 300 baud modem with auto-  
 answer & auto-dial ReachOut  
 software -----\$449

### SOFTWARE SPECIALS

NewWord ----\$ 69  
 Supercalc ----\$ 89  
 Turbo Tool Box ----\$ 45  
 Turbo Pascal ----\$ 45  
 Uniform ----\$ 65  
 ReachOut-Auto Answer for  
 1200 baud modems Call  
 ReachOut-Auto Answer for  
 upgrade for MM300 prices  
 SmartKey II ----\$ 65  
 (For MDT-50 & 100 terminals)

## WORLD



## BUSINESS CENTER

12186 WINTON WAY, LOS ALTOS, CA 94022  
 CALL 415/941-3269 TODAY

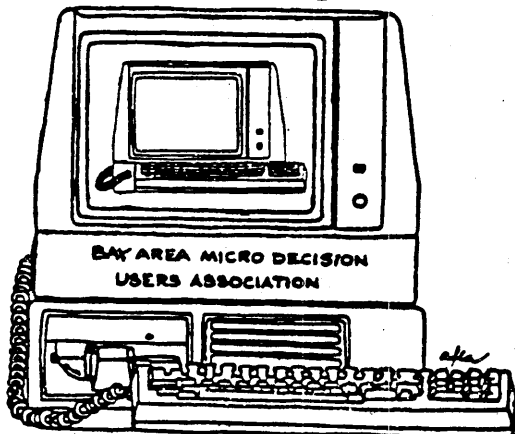
BAY AREA MICRO DECISION USERS ASSOCIATION  
P.O. BOX 5152, BERKELEY, CA 94705

---

NON PROFIT ORG.  
U.S. POSTAGE  
PAID  
BERKELEY, CA  
PERMIT NO. 280

---

# BAM DUA



A MUTUAL SUPPORT NETWORK FOR USERS OF  
MORROW'S MICRO DECISION COMPUTERS -  
P.O. BOX 5152, BERKELEY, CA 94705  
(415) 644-2805