

MB54503

HIGH-POWER AMPLIFIER

INTRODUCTION

The Fujitsu MB54503 is a high-power amplifier which is used for mobile telecommunication systems such as handy phones and car phones. This device is ideally suitable for power amplifier driver.

Using Fujitsu's advanced technology, MB54503 achieves an I_{cc} of 26.0mA (typ.).

ELECTRICAL CHARACTERISTICS

- Supply voltage 3.6V (typ.)
- Current consumption 26mA (typ.)
- Input frequency 1.1GHz(max.)
- Gain 25dB (typ.) *1
- Output level (@Pin=-8dBm) +13dBm (typ.) *1
- Input return loss 14dB (typ.) *1
- Output return loss 6dB (typ.) *1

*1 : Measured by the circuit of "measurement circuit example".
($f_{in} = 933\text{MHz}$)

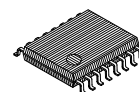
PACKAGE

- 16-pin Plastic Shrink Small Outline Package (Suffix: -PFV)

ABSOLUTE MAXIMUM RATINGS

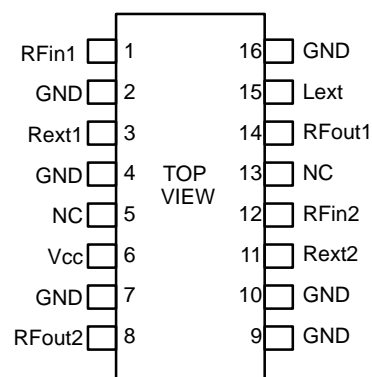
Parameters	Symbol	Value	Unit
Supply Voltage	V_{cc}	-0.5 to 7.0	V
Output Voltage	V_o	-0.5 to $V_{cc}+0.5$	V
Output Current	I_o	0 to 10	mA
Storage Temperature	T_{STG}	-55 to +125	°C

NOTE: Permanent device damage may occur if the above **Absolute Maximum Ratings** are exceeded. Functional operation should be restricted to the conditions as detailed in the operational sections of this data sheet. Exposure to absolute maximum rating conditions for extended periods may affect device reliability.



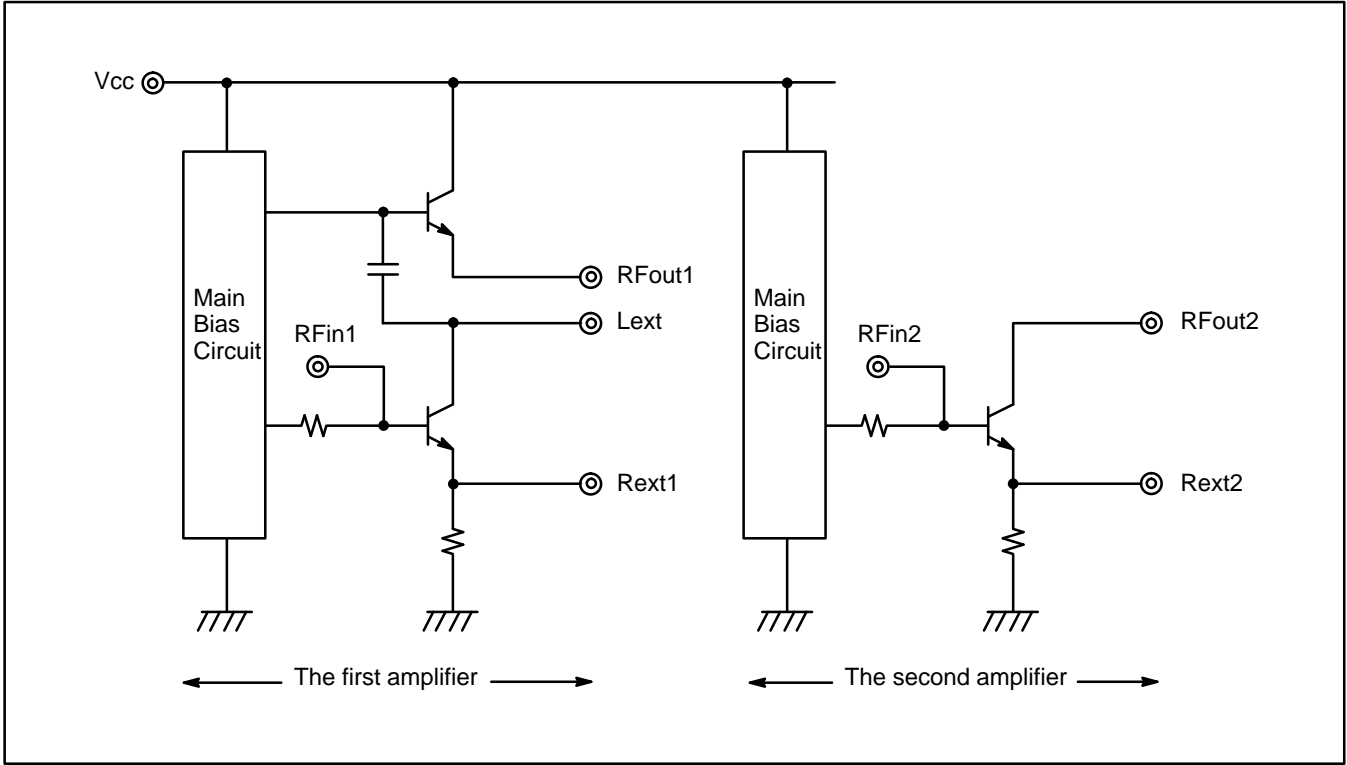
PLASTIC PACKAGE
FP-16P-M05

PIN ASSIGNMENT



This device contains circuitry to protect the inputs against damage due to high static voltages or electric fields. However, it is advised that normal precautions be taken to avoid application of any voltage higher than maximum rated voltages to this high impedance circuit.

EQUIVALENT CIRCUIT



PIN DESCRIPTIONS

Pin No.	Pin Name	Description	Pin No.	Pin Name	Description
1	RFin1	The first amplier input	9	GND	Ground
2	GND	Ground	10	GND	Ground
3	Rext1	Emitter for the first amplifier	11	Rext2	Emitter for the second amplifier
4	GND	Ground	12	RFin2	The second amplier input
5	NC	No connection	13	NC	No connection
6	Vcc	Power supply	14	RFout1	The first amplifier output
7	GND	Ground	15	Lext	Load connecting for the first ampli-fier
8	RFout2	The second amplifier output	16	GND	Ground

RECOMMENDED OPERATING CONDITIONS

Parameter	Symbol	Value			Unit
		Min.	Typ.	Max.	
Supply Voltage	V _{CC}	2.7	3.6	5.0	V
Input Voltage	V _I	GND	–	V _{CC}	V
Operating Temperature	T _a	–40	–	+85	°C

Notes: To protect against damage by electrostatic discharge, note the following handling precautions:

- Store and transport devices in conductive containers.
- Use properly grounded workstations, tools, and equipment.
- Turn off power before inserting or removing this device into or from a socket.
- Protect leads with conductive sheet, when transporting a board mounted device.

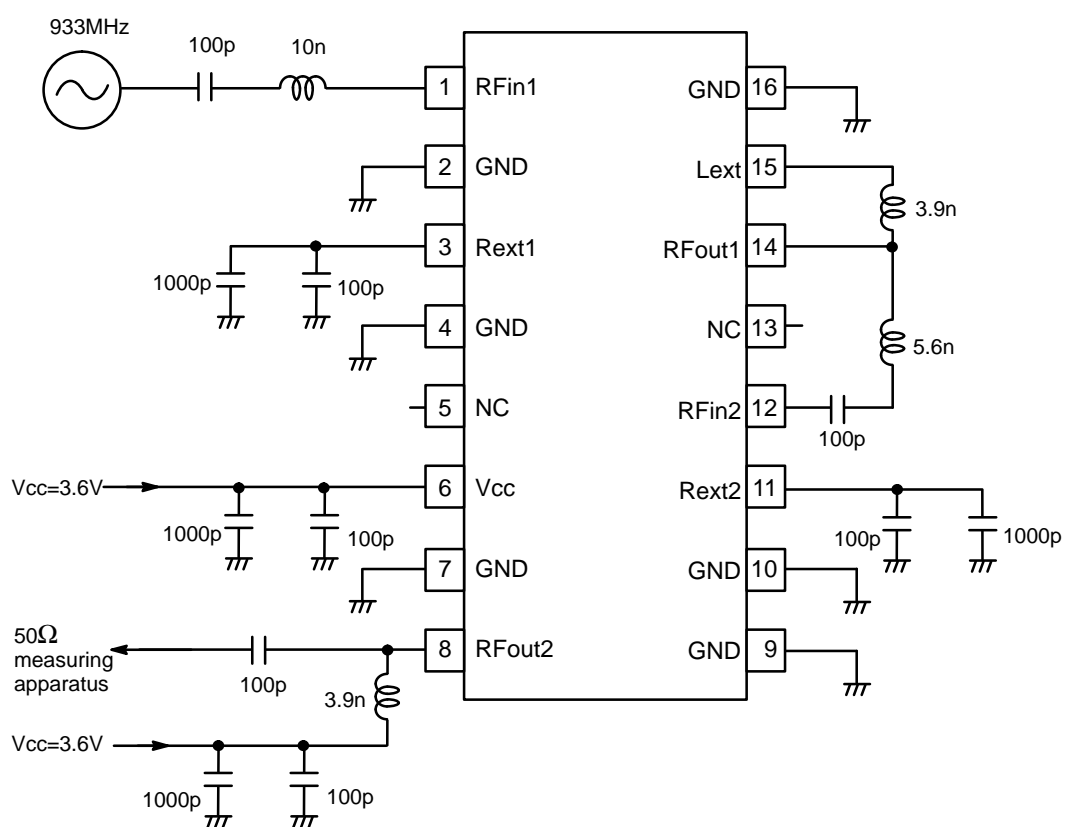
ELECTRICAL CHARACTERISTICS

(V_{CC} = +3.6V, T_a = 25°C)

Parameter	Symbol	Conditions	Target Value			Unit
			Min.	Typ.	Max.	
Supply Voltage	V _{CC}		2.7	3.6	5.0	V
Supply Current	I _{CC}		–	26	–	mA
Operating Frequency	f _{in}		–	933	1100	MHz
Gain	Gain		–	25	–	dB
Output Power	P _{out}	P _{in} = –8dBm	–	+13	–	dBm
Input Return Loss	RL _{IN}		–	14	–	dB
Output Return Loss	RL _{OUT}		–	6	–	dB

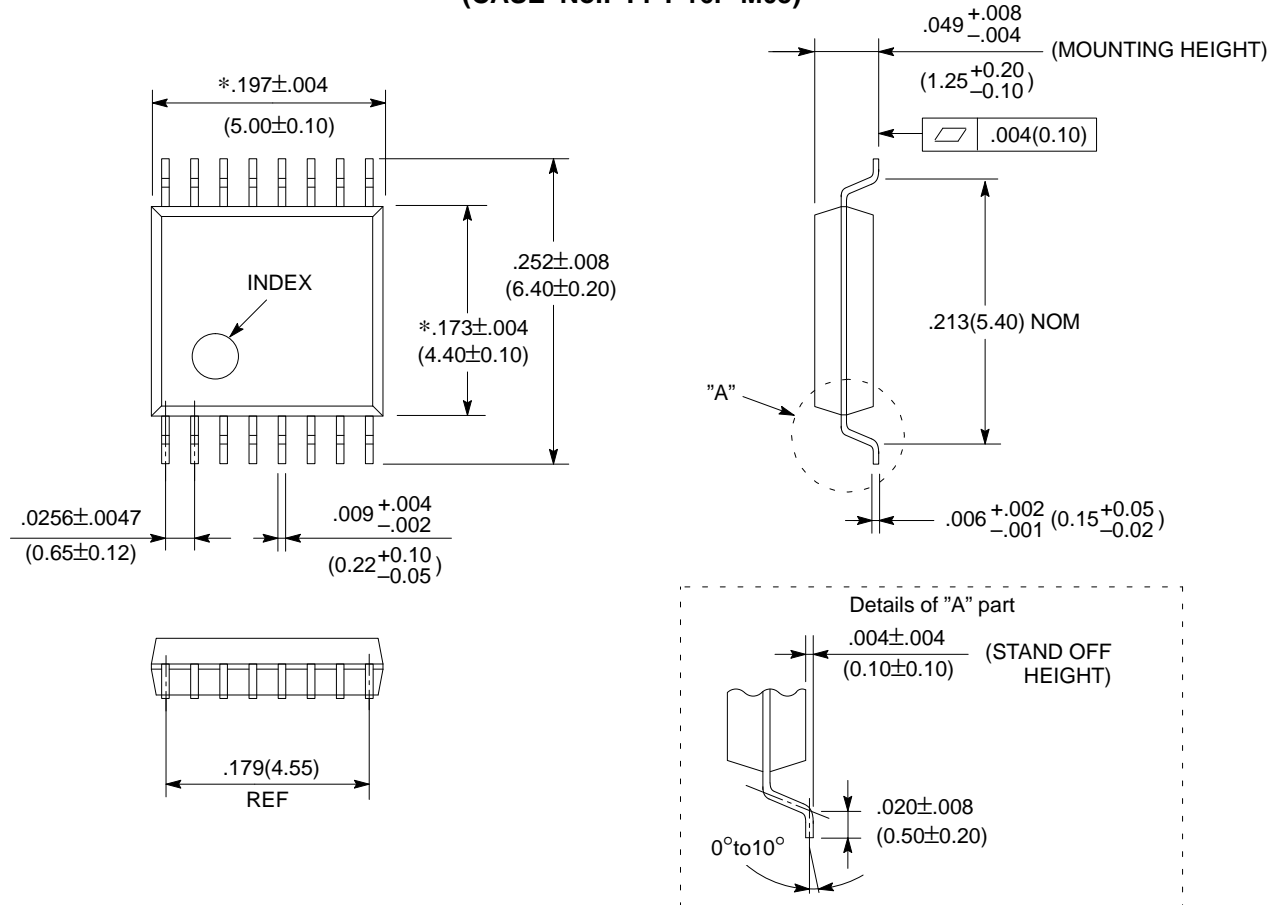
Remark: Electrical characteristics depend on external circuits (elements) or status of mounting.
The above characteristics are measured by the test circuit in the next page.

MEASUREMENT CIRCUIT (EXAMPLE)



PACKAGE DIMENSIONS

16-LEAD PLASTIC FLAT PACKAGE (CASE No.: FPT-16P-M05)



*:This dimension does not include resin protrusion.

©1991 FUJITSU LIMITED F16013S-2C

Dimensions in
inches (millimeters)

All Rights Reserved.

Circuit diagrams utilizing Fujitsu products are included as a means of illustrating typical semiconductor applications. Complete information sufficient for construction purposes is not necessarily given.

The information contained in this document has been carefully checked and is believed to be reliable. However, Fujitsu assumes no responsibility for inaccuracies.

The information contained in this document does not convey any license under the copyrights, patent rights or trademarks claimed and owned by Fujitsu.

Fujitsu reserves the right to change products or specifications without notice.

No part of this publication may be copied or reproduced in any form or by any means, or transferred to any third party without prior written consent of Fujitsu.