

**XEROX<sup>®</sup>**

**TECHNICAL REFERENCE MANUAL**

**Xerox Professional Computer**

1984 Xerox Corporation.

**610P72384**

Reprint permission granted by Zilog, Inc. for Zilog Reprint on pages 49-108.

Reprint permission granted by Shugart Associates for SA 1403D Controller Reprint on pages 253-278.

Reprint permission granted by Western Digital for Western Digital Reprint on pages 279-302.

Zilog, Z80<sup>®</sup>, and Z80-A are trademarks of Zilog, Inc., with whom the publisher is not associated.

8086 is a trademark of Intel Corporation.

IBM, IBM PC, and IBM PCXT are trademarks of International Business Machines.

Xerox<sup>®</sup>, 820<sup>™</sup>, 820-II<sup>™</sup>, and 16/8<sup>™</sup> are trademarks of Xerox Corporation.

CP/M<sup>®</sup>, CP/M<sup>®</sup>-80, and CP/M-86<sup>®</sup> are registered trademarks of Digital Research, Inc..

MS<sup>™</sup> is a trademark of Microsoft Corporation.

**WARNING:** This equipment has been certified to comply with the limits for a Class B computing device, pursuant to Subpart J of part 15 of FCC Rules. Only peripherals (computer input/output devices, terminals, printers, etc.) certified to comply with the Class B limits may be attached to this computer. Operating with non-certified peripherals is likely to result in interference to radio and TV reception.

**WARNING:** This equipment generates and uses radio frequency energy and if not installed and used properly, that is, in strict accordance with the manufacturer's instructions, may cause interference to radio and television reception. It has been type tested and found to comply with the limits for a Class B computing device in accordance with the specifications in Subpart J of part 15 of FCC Rules, which are designed to provide reasonable protection against such interference in a residential installation. However, there is no guarantee that interference will not occur in a particular installation. If this equipment does cause interference to radio or television reception, which can be determined by turning the equipment off and on, the user is encouraged to try to correct the interference by one or more of the following measures:

Reorient the receiving antenna.

Relocate the computer with respect to the receiver.

Move the computer away from the receiver.

Plug the computer into a different outlet so that computer and receiver are on different branch circuits.

If necessary, the user should consult the dealer or an experienced radio/television technician for additional suggestions. The user may find the following booklet prepared by the Federal Communications Commission helpful. This booklet is available from the U.S. GOVERNMENT PRINTING OFFICE, WASHINGTON, D.C. 20402, STOCK NO. 004-000-00345-4.

**"HOW TO IDENTIFY AND RESOLVE RADIO-TV PROBLEMS"**

Xerox Corporation reserves the right to make improvements to products without incurring any obligation to incorporate such improvements in products previously sold.

**THIS PAGE INTENTIONALLY BLANK.**

# Table of Contents

## Introduction

### Introduction & Miscellaneous Information

- Hardware Description 2
- Configurations and Product Codes 3,4
- Functional Description 4,5
- Hardware Interface 5,6
- Operating Systems:
  - CP/M-80 6-9
  - CP/M-86 9,10
  - MS-DOS 10,11

## Hardware

### Miscellaneous Hardware Information

- Dimensions 13
- Electrical Requirements 13
- Operating Environment 13
- Disk Drive Storage 14
- Disk Drive Format 14
- Display Specification, Functional Description, and General Information 15-17
- System Bus Expansion Slot - Electrical & Environmental Requirements 18
- Hardware Interface - Connectors:
  - J1 (Disk), J2 (Keyboard), J3 (Printer), J4 (Comm) 19
  - J1 Illustration 20
  - J8 Illustration 21
  - J5, J6 (Power Supplies), J7 (Video Connector) 22
  - J8 (Parallel Connector) 23
  - Parallel Connector Illustration 24
  - J9 (COMM Port Strapping Options) 25
  - J9 (COMM Port Strapping Options) (Etch 2 CPU) 26
  - J13 (System Bus) 27-32
  - J12 (Disk Access) 33-37
  - J1 (Floppy Disk) 38
  - J1 (Rigid Disk) 39

## Hardware continued

### Theory of Operation

• CPU	41
• ROM and RAM Memory	41
• 6 - 8k ROM Memory	42
• 64k RAM	42
• Counter Timer Circuit	42
• Serial I/O Controller	42
• Serial I/O Ports	42,43
• Parallel I/O Controller	43
• Parallel Port	43
• CRT Controller	43,44
• CRT RAM Memory Allocation	45
• Scroll Register	46
• Speaker	47
• Disk Drive Daughter Board	47
• Rigid Disk Drive Caution	47
• System Bus	48
• Keyboard Interface	48

Zilog Reprint (SIO, PIO, CTC, & CPU Data sheets)	49-108
--	--------

### Schematics:

#1 Etch 1 CPU - Power Distribution	109
#2 Etch 1 CPU - CRT Controller	110
#3 Etch 1 CPU - CRT Controller	111
#4 Etch 1 CPU - U16, U26, U28, U32, U37-U41, U54, U57, U58	112
#5 Etch 1 CPU - U41, U54-U58, U66-U73	113
#6 Etch 1 CPU - RAM	114
#7 Etch 1 CPU - CTC	115
#8 Etch 1 CPU - GP, PIO, SIO	116
#9 Etch 2 CPU - Power Distribution	117
#10 Etch 2 CPU - CRT Controller	118
#11 Etch 2 CPU - CRT Controller	119
#12 Etch 2 CPU - U16, U26, U28, U32, U37-U41, U54, U57, U58	120
#13 Etch 2 CPU - U41, U54-U58, U66-U73	121
#14 Etch 2 CPU - RAM	122
#15 Etch 2 CPU - CTC, Keyboard, PIO	123
#16 Etch 2 CPU - GP, PIO, SIO	124

## Hardware continued

#17	Floppy Controller - Power Distribution	125
#18	Floppy Controller	126
#19	Rigid Controller	127
#20	8086 Processor - Power Distribution & Connectors	128
#21	8086 Processor - U21-U24, U29-U32	129
#22	8086 Processor - U27, U33-U42	130
#23	8086 Processor - U1-U16, U18-U20, U25, U26, U28	131
#24	Memory Expansion PWB - 8086	132

## Software

### Device Initialization

- How the ROM works 133,134
  - Counter Timer Circuit 134
  - System PIO Controller 134
  - General Purpose PIO Controller 135
  - SIO Controller 135
  - Channels A & B Baud Rate Generator 136
- Monitor Commands - Summary Table 137
  - Display Memory, Modify Memory 138,139
  - Xtended Memory, Fill Memory 139
  - Copy Memory, Verify Memory Block, Go To 140,141
  - Input, Output 141,142
  - Load From Disk 142
  - Read Disk Sector, Write Disk Sector 143
  - Baud Rate, Typewriter, Host Terminal Mode 144
  - Host Terminal Options 145,146
  - Host Terminal Command Set 147,148
  - Protocol 148,149

### Operating System Interface

- Accessing BIOS 151,152
- Logical/Physical Device Mapping 153-155
- I/O Port Assignments 156,157
- ROM Operating System Interface 158
- CRT Entries 158-160
- Execute Physical Driver Entries 161,162
- Printer Entries 163,164
- Communications Entries 165

## Software continued

- Keyboard Entries .166
- IOBYTE Directed I/O 167-169
- Programmable Functions 170-176
  - Sample Code Sequence 177-179
- Miscellaneous Functions - Cold, Warm, Getset, Daytim, Config, Start Screen Print 177-182

### CRT Control & Interface

- Modes of Operation 183
- Text Character Set 184
- Graphics Character Set 185
- Display Manipulation 186
- Control Sequences 186-188
- Escape Sequences 189-193

## Peripherals

### Keyboards

- ASCII 195-199
- Low Profile (LPK) 200-206

Disk Drive Specifications 207-212

Disk Parameter Headers 213-218

Disk Formats 219-226

### 20 & 40 CPS Printers

- 20 CPS Operating Switches 227-230
- 20 CPS Command Codes 231-233
- 20 CPS Command/Control/Hex Code Chart 234
- 20 CPS Specifications 235,236
- 20 CPS Cabling Requirements 236
- 40 CPS - HPRO5 Board 237
- 40 CPS Operating Switches 238-240
- 40 CPS Command Codes 242-244
- 40 CPS Command/Control/Hex Code Chart 245
- 40 CPS Electrical Interface 246-250



## Peripherals continued

• 40 CPS Specifications	251-252
• 40 CPS Cabling Requirements	252
SA1403D Manual Reprint	253-278
Western Digital Reprint	279-302

## Appendices

A. BIOS Entry Vector Table	A1-A6
B. Monitor Entry Vector Table	B1-B2
C. Documented System Storage & Structures	
• Z80-A Mode 2 Interrupt Vectors	C1, C2
• Keyboard Interface	C1
• Logical to Physical Drive Mapping Table	C2
• Physical Driver Address Table & Request Block	C3
• Time-of-Day and Timer Variables	C4
D. Program Samples	
• How to make Monitor Calls with BASIC	D1-D3
• Bank Program & Switching	D4
E. ROM Listings	E1-E110
• CBIOS	E7-E12
F. Macros & Symbols	F1-F24
G. Cold Start Loader	G1-G6
H. BIOS Jump Table	H1-H18
I. Banked Physical Driver	I1-I12
J. Position-Encoded Keyboard Handler	J1-J38

## **Introduction**

The purpose of this manual is to provide technical reference material for the Xerox 820-II and 16/8 Professional Computers for programmers and engineers involved in hardware, software, and interface design. It is also intended for interested persons who have a desire to know how the Xerox 820-II and 16/8 operate and how to access their many features.

A list of the abbreviations and naming conventions used in this manual can be found in Appendix N.

### **SYSTEM OVERVIEW**

The modular design of the 820-II and 16/8 systems enhance the flexibility provided by the operating systems. The combination of operations provided by the system gives it a flexibility that allows it to be tailored to the needs of each user.

## Appendices continued

### K. Code Charts

- Baud Rates
- Decimal to ASCII to Hex

K1

K2

### L. Additional References

L1-L2

### M. Contacts/reference:

M1-M2

- Diablo
- Digital Research
- Microsoft
- Shugart

### N. Abbreviations

N1-N2

## Overview of Xerox Personal Computers

Xerox Personal Computers are comprised of four components: display/processor, disk drives, keyboard, and optional printers. Both the 820-II and 16/8 use the CP/M®-80 2.2 Operating System from Digital Research, Inc. Additionally, the 16/8 PC includes CP/M-86® 1.1 and MS™-DOS Version 2.0 as standard operating systems.

### HARDWARE DESCRIPTION

#### System Board

The system board uses a Zilog Z80-A®-based microprocessor operating on a 4 megahertz clock with 64k RAM and 8k ROM. It is a single-board computer and uses a daughter board to interface with the disk drives. The 820-II is equipped with three user-accessible I/O ports. Two of the ports are located on the back of the display/processor; the third is located on the CPU board. On the back are the printer and the communications ports (both RS232C). The port inside the display is a dual parallel port (most printers and other devices that follow a standard Centronics 36-pin interface can be successfully attached).

The 16/8 has all of the above features as well as an Intel 8086®-based microprocessor operating with a 4.772 megahertz clock. The 8086 is equipped with 128k of RAM which is expandable to 256k total by adding a 128k daughter board to the 8086 board.

The 820-II and 16/8 are capable of having up to 8k of read only memory (four 2k ROMs): the 820-II has 6k of this 8k occupied; the 16/8 uses the full 8K. The last 2k on the 16/8 is used for decoding the position-encoded Low Profile Keyboard. The firmware contained in the ROM is capable of doing such things as executing a one-sector loader from disk; i.e., loading CP/M, emulating a terminal, operating in typewriter mode, etc. The monitor also has other commands that are useful for debugging hardware and software. The mother board also contains a speaker as well as an expansion slot (used by the 16/8 for the 8086 board). There are two types of daughter boards: one interfaces the display/processor to floppy disks and the other interfaces the display/processor to a rigid disk controller.

## Display

The display/processor houses the video display, the CPU mother board, the disk drive daughter board, and the 8086 processor board if so configured. The video display is a standard 24 line by 80 characters. It uses a 7 x 10 dot matrix for each character in all text modes and displays white characters on a black screen. For graphics characters, it uses a 4 x 4 pixel resolution. The display attributes can be changed to display either in blink, highlight/lowlight, inverse, or graphics characters.

820-II Display/processor for floppy disks	Product Code #U03
820-II Display/processor for rigid disk	Product Code #U05
16/8 Display/processor for floppy disks	Product Code #H69
16/8 Display/processor for rigid disk	Product Code #H70

## Keyboards

The 820-II and 16/8 use either a standard 96-character ASCII or Low Profile keyboards. Both keyboards include additional keys to the right of the keyboard, a 10-key numeric key pad and a set of keys for software control of the cursor. The low profile keyboard also includes 12 function keys that can be software-enabled and other keys such as Accept, Delete, Next, Previous, Home, and Undo.

ASCII Keyboard	Product Code #X928
Low Profile Keyboard	Product Code #G25

## Disk Drives

Five disk drive options are offered for the 820-II:

Dual 5¼" single-sided floppy disk drives	Product Code #X929
Dual 5¼" double-sided floppy disk drives	Product Code #T66
Dual 8" single-sided floppy disk drives	Product Code #X973
Dual 8" double-sided floppy disk drives	Product Code #F10
One 10mb rigid disk drive with an 8" double-sided disk drive	Product Code #U07

Three disk drive options are offered for the 16/8:

Dual 8" single sided floppy disk drives	Product Code #X973
Dual 8" double sided floppy disk drives	Product Code #F10
One 10mb rigid disk drive with an 8" double sided disk drive	Product Code #U07

## **Printers**

### **40 CPS Printer and 20 CPS Printer**

As their names imply, the printers have a printing speed of 20 and 40 characters per second (CPS) respectively. Both printers have a wide range of print styles available. The 20 CPS Printer supports 10, 12, and 15 pitch as well as Proportional Spacing (PS), while the 40 CPS Printer supports either metal or plastic printwheels in 10, 12, 15, and PS. More detailed information on these printers can be found in the Printer section under Peripherals.

The standard RS232C printer connector and dual parallel port are available to interface with many types of serial and parallel printers.

40 CPS Printer

Product Code # D80

20 CPS Printer

Product Code # U01

## **FUNCTIONAL DESCRIPTION**

The 820-II and 16/8 systems are a collection of four components working in unison -- the display, keyboard, disk drives, and printer. The computer itself is housed in the display.

### **System Monitor - ROM**

The system monitor contained within the 8k ROM controls the essential functions of initializing and controlling all system input/output resources, and also provides a number of monitor commands that can be used to assist in programming.

### **Ports**

Three ports are standard on the 820-II and 16/8: two serial ports located at the back of the display unit and an additional dual parallel port inside the display unit. These allow printers, communication devices, and other peripheral equipment to be interfaced with the system.

### **Operating Systems**

The 820-II uses Digital Research's 2.2 CP/M-80 Operating System. The 16/8 can use Digital Research's 2.2 CP/M Operating System, as well as their CP/M-86 1.1 Operating System and Microsoft's MS-DOS 2.0 Operating System. These operating systems provide the user with a general environment for program construction, storage, and editing, along with assembly and program checkout facilities.

CP/M-80 operating system software as implemented on the 820-II and the 16/8 is logically divided into four parts:

ROSR	ROM Operating System Routines (hardware dependent)
BIOS	Basic I/O System (hardware dependent)*
BDOS	Basic Disk Operating System*
CCP	Console Command Processor*

\*Disk resident portions of CP/M-80

ROSR provides code in ROM that can be executed without the presence of the CP/M system disk and provides the primitive operations necessary to access the disk drives and to interface with peripherals.

BIOS provides the interface between BDOS and ROSR.

BDOS provides disk management by controlling one or more disk drives containing independent file directories.

CCP provides symbolic interface between the user's console and the remainder of the CP/M system.

## **HARDWARE INTERFACE**

The 820-II and 16/8 are equipped with six input/output connectors. Four are on the back of the display unit and two are inside the display.

### **Disk Drive**

Used for connection of either the 8" or the 5¼" Dual Floppy Drives, or the 8" Rigid Disk Drive. This is determined by the type of disk daughter board installed in the display processor.

### **Keyboard**

Used for connection of either the ASCII or Low Profile keyboard.

### **Printer**

A serial printer can be attached to this RS-232-C connector.

### **COMM**

COMM is a second RS-232-C connector and can be used for a modem.

## Parallel Port

A dual parallel port inside the display cabinet is also provided.

## Expansion Slot

The expansion slot inside the display cabinet provides all of the Z80-A microprocessor control signals for connection to custom devices for future expansion. This slot is used for the 8086 co-processor if you have a 16/8.

## CP/M-80

The CP/M-80 2.2-C disk for the 820-II contains the standard Digital Research software development and checkout programs. Xerox issues additional utility programs that are unique to the 820-II. A description of each program is listed below:

### Digital Research Files

ASM.COM	The Assembler allows you to create a program which can be read and executed by the 820-II.
DDT.COM	The Dynamic Debugging Tool is used to debug a Z80-A assembly language program.
DUMP.COM	Allows binary command files that are not displayed on screen to be displayed showing the hexadecimal value for each byte.
ED.COM	A line-oriented screen editor.
L80.COM	Reads an .REL file created with the Macro-80 Assembler Program and outputs a command file.
LOAD.COM	Reads a .HEX file and creates a command file.
M80.COM	Converts a program written in Assembly Language to a relocatable (.REL) file and (optionally) a printer listing file (.PRN).
MOVCPM.COM	Lets you modify and move the CP/M system image to allocate a specific lesser memory size.
PIP.COM	Allows you to selectively copy a file or files from one disk to another or on the same disk.
STAT.COM	The status utility is a frequently-used transient command for all system housekeeping; i.e., checking the amount of space available on a disk.
SUBMIT.COM	Used to submit a file of commands for batch processing.



SYSGEN.COM	Used to generate a CP/M-80 system image and copy the operating system to another disk.
XSUB.COM	Same as Submit.com, but has the facility to include line input to programs as well as the console command processor.
<b>Xerox Files</b>	
BACKUP.COM	A multi-option utility that allows you to archive and retrieve files, delete files, list directories of any drive, and to verify data integrity of a floppy or rigid disk.
CONFIGUR.COM	Using Configur.com, you can select seven different options: <ol style="list-style-type: none"> <li>1. Record Restart Command - lets you enter a one-line command which will automatically load a program. For example, you could enter DIR as the restart command and every time you boot the system, it will automatically display the directory for you. Or you could enter the name of your application software package and it would automatically load that application package for you. This command is recorded on the disk and you can have a different one for each disk.</li> <li>2. Select Printer Port Options - allows you to determine printer protocol. This option allows configuration for alternate printers without modifying the BIOS.</li> <li>3. Select Communications Port Options - a convenient method for setting up the communications port on the 820-II or 16/8; that is, baud rate, protocol, stop bits, etc.</li> <li>4. Select I/O Device Assignments - lets you select alternative input/output device assignments; i.e., set up the system so that everything displayed on the screen automatically prints on the printer.</li> <li>5. Select Keyboard Data Format - lets you choose 7-bit or 8-bit mode for the keyboard.</li> <li>6. Select Screen Attributes - includes blink, inverse video, highlight/lowlight, and graphics modes.</li> </ol>

7. If you have a floppy disk system, Select Floppy Disk Head Step Rate will appear as selection 7. If you have a rigid disk system, Configure Rigid Disk will appear (program must be loaded from floppy or the first partition of the rigid).
  - a. Select Floppy Disk Head Step Rate - lets you adjust the floppy head step rate for optimum performance.
  - b. Configure Rigid Disk - lets you divide the eight megabyte rigid disk into sections (e.g., 4 Mb, 2 Mb, 1 Mb, 1 Mb).

COPY.COM  
FMT.COM

Makes an exact copy of a disk, track for track.  
Allows you to format (initialize) a rigid disk. Verification of the rigid disk is performed using the Backup.com utility.

HELP.COM

A guide for CP/M-80 users that contains basic information about CP/M-80 commands; also cross-references to additional information in the CP/M-80 reference manual, Reorder #9R80448.

INIT.COM

Prepares new (or used) disks for storing information. It will also alert the user to any flawed sectors on the disk.

KILLESC.COM

Turns off the <CTRL> + <ESC> feature to enable use of <CTRL> + <ESC> for other purposes; for example, setting margins and tabs on a 40 CPS printer uses a <CTRL> + <ESC> sequence.

SET.COM

A convenient method to temporarily change communication and printer port options in RAM.

SWAP.COM

A utility that allows the user to swap drive names. For example, "A" and "E" for a rigid disk drive. By designating an alternate drive as the "A" drive, you can load software directly from that drive. Many CP/M-80 application packages have been written to be executed from the "A" disk drive only. Using Swap.com allows you to place your application software on any disk drive and load.

TIME.COM

Displays the time and date on screen. Since there is no battery backup, however, you must re-enter the time and date each time you reload the system.

WHATSA.COM

This utility lists the logical and physical names for each disk drive, as well as the density, number of

sides, and types of disks logged into the system, (e.g., double density, single-sided 8" floppy).

## CP/M-86

The CP/M-80 2.2 and CP/M-86 1.1-F disks for the 16/8 contain the standard Digital Research software development and checkout programs. These disks contain the same files as described in the CP/M-80 section as well as the following files.

### Digital Research Files

ASM86.CMD	The Assembler allows you to create a program which can be read and executed by the 8086.
DDT86.CMD	The Dynamic Debugging Tool is used to debug a 8086 assembly language program.
ED.CMD	A line-oriented screen editor.
GENCMD.CMD	Uses the hex output of ASM-86 and other language processors to produce a .CMD file.
GENCMD.COM	Uses the hex output of ASM-86 and other language processors to produce a .COM file.
GENDEF.CMD	Reads a 16-bit file containing the disk definition statements, and produces a 16-bit output file containing assembly language statements which define the tables necessary to support a particular drive configuration.
GENDEF.COM	Reads a 16-bit file containing the disk definition statements, and produces an 8-bit output file containing assembly language statements which define the tables necessary to support a particular drive configuration.
HELP.CMD	Provides summarized information for all of the CP/M-86 commands described in the Digital Research Users manual.
LMCMD.CMD	Operates in exactly the same manner as Gencmd.cmd, except Lmcmd also accepts an Intel L-module file as input.
LMCMD.COM	Operates in exactly the same manner as Gencmd.com except Lmcmd also accepts an Intel L-module file as input.
PIP.CMD	Allows you to selectively copy a file or files from one disk to another or on the same disk.

STAT.COMD	The status utility is a frequently-used transient command for all system housekeeping, i.e., checking the amount of space available on a disk.
SUBMIT.COMD	Used to submit a file of commands for batch processing.
TOD.COMD	Time of day.
<b>Xerox Files</b>	
CPM86.COM	Used by Load86.com to boot the 8086.
86CON.COM	Switches from Z80-A console to the 8086 console.
GOBACK.COMD	Switches from 8086 console to the Z80-A console.
LOAD86.COM	Loads the 8086 for concurrent processing.
REBOOT.COM	From the concurrent mode, reboots the system as a Z80-A standalone.
SOFTKEYS.COM	Used to set up the 10-key pad with programmable functions (<CTRL> + one of the 10-key pad keys).

## MS-DOS

The MS-DOS 2.0 disk for the 16/8 contains the standard Microsoft software development and checkout programs.

### Microsoft Files

ANSI.SYS	Allows programs that use the standard ANSI driver to be executed.
COMMAND.COM	This is the MS-DOS command processor. It is recommended that this file be placed on every application program disk.
CONFIG.SYS	Configures system at boot.
CHKDSK.COM	Checks disk.
CREG.EXE	Assists in debugging assembly language programs.
DEBUG.COM	Debugger supplied with MS-DOS.
DISKCOPY.COM	Copies a disk.
EDLIN.COM	Line-oriented screen editor.
EXE2BIN.EXE	Converts .EXE files to binary format.
FC.EXE	Compares two files for similarity.
FIND.EXE	Finds a string in a list of files or standard input.
FORMAT.COM	Formats an 8" floppy or a rigid disk.
LINK.EXE	Linker.
MORE.COM	Used to display text in 23-line segments.

MASM.EXE	Macro Assembler for MS-DOS.
PRINT.COM	Print spooler.
RDCPM.COM	Reads a CP/M-80 file and converts data to MS-DOS-readable file.
RECOVER.COM	Recovers bad or damaged disks.
SORT.EXE	Used to sort text.

**Xerox Files**

SAMPLE.TXT	Provided to assist going through MS-DOS Handbook.
------------	---

## Notes

## Specifications

This section details the following specifications: dimensions, electrical requirements, operating environment, and disk drive capacities of the Xerox 820-II and 16/8 PCs.

### Dimensions

Equipment	Height	Depth	Width	Weight
820-II-16/8 Display	12.20"	14.75"	15.00"	30 lbs.
ASCII keyboard	3.75"	9.50"	20.00"	10 lbs.
Low profile keyboard	1.60"	8.25"	19.90"	5 lbs.
5½" Floppy disk drives	7.00"	10.20"	7.00"	10 lbs.
8" Floppy disk drives	10.50"	17.50"	14.50"	48 lbs.
8" Rigid disk drive	10.50"	17.50"	15.50"	54 lbs.
40 CPS printer	10.00"	17.50"	15.50"	56 lbs.
20 CPS printer	9.25"	17.50"	24.00"	45 lbs.

### Electrical Requirements

All Xerox products listed below require voltage of 115 VAC, a frequency of 60 Hz, and a two-pole, three-wire grounded duplex receptical.

Equipment	Current
820-II-16/8 Display	1.1 Amps
8" Floppy disk drives	2.0 Amps
8" Rigid disk drive	2.2 Amps
40 CPS printer	2.0 Amps
20 CPS printer	1.0 Amp

### Operating Environment

All Xerox equipment is tested to perform between 50 and 90 degrees Fahrenheit with a relative humidity factor between 20% and 80%.

Disk Drive Storage	Unformatted	Formatted	Usable
5¼" SS/SD	125 k	90 k	81 k
5¼" SS/DD	250 k	168 k	155 k
5¼" DS/SD	250 k	180 k	172 k
5¼" DS/DD	500 k	338 k	322 k
8" SS/SD	400 k	250 k	241 k
8" SS/DD	800 k	497 k	482 k
8" DS/SD	800 k	500 k	490 k
8" DS/DD	1.6 Mb	997 k	980 k
8" Rigid (DS/DD)	10.67 Mb	8.4 Mb	8.192 Mb

Disk Drive Format		Bytes per Sector	Number of Heads	
Equipment	Tracks	Sectors		
5¼" SS/SD	40	18	128	1
5¼" SS/DD*	40	17	256	1
5¼" DS/SD	80	18	128	2
5¼" DS/DD*	80	17	256	2
8" SS/SS	77	26	128	1
8" SS/DD**	77	26	256	1
8" DS/SD	154	26	128	2
8" DS/DD**	154	26	256	2
8" Rigid DS/DD	1,024	32	256	4

\*Track 0 of 5¼" double density disks has 18 sectors of 128 bytes.

\*\*Track 0 of 8" double density disks has 26 sectors of 128 bytes.

For more specific information on disk formats, see the Disk Drive Specifications section.



## DISPLAY SPECIFICATION

SIZE: 12 inch, landscape mode  
TYPE: Aluminized P4  
Fluorescence White (W)  
Phosphorescence White (W)  
Persistence Short

RESOLUTION: ● 240 active line raster adjusted to 8.5 x 5.3 inch usable area.  
● Brightness level 30 (± 2) foot-lamberts  
● Resolution at centers (within 1" diameter circle) -100 lines/inch minimum

CHARACTER CELL: 7x10  
BUSINESS GRAPHICS: 4x4 Pixel Resolution  
CHARACTER SET: 4 sets of 128: (1 U.S. font, 1 Graphics font) (1 U.S. font, Inverse Video font)

CHARACTER LINES: 24  
CHARACTERS/LINE: 80  
VOLTAGE: + 12 (± 5.0%) VDC at 2.0 A DC maximum  
RIPPLE: 50 MV P-P synchronous or nonsynchronous with refresh or power frequency.

VIDEO BIT RATE: 10.694 MBPS (93.51 nanoseconds)  
BITS/HORZ LINE: 560  
HORZ SYNC PULSE: 126 (11.78 microseconds)  
TOTAL BITS/LINE: 686  
HORZ RATE: 15.59 KHz (64.14 microseconds)  
LINES/FIELD: 240  
VERT BLANKING LINES: 20  
VERT SYNC PULSE: 20(1.28 milliseconds)  
VERT RETRACE (lines): 8 TYP  
TOTAL LINES/FIELD: 260  
FIELD RATE: 59.95 Hz (16.68 milliseconds)  
REFRESH RATE: 61 Hz  
VIDEO RATE: 15 MHz

## FUNCTIONAL DESCRIPTION, XEROX DISPLAY

The display has the following functional characteristics:

- 24 line display
- 80 characters per line
- 7x10 dot matrix per character
- White characters on black
- Software-selectible character attributes
  - Inverse Video
  - Blink
  - Low Intensity
  - Graphics with 4 x 4 pixel resolution
- Brightness adjust

### DISPLAY CONTROLLER

The Display Controller is based on displaying characters within a 7x10 cell (7 dots horizontally by 10 scan lines vertically). To guarantee spaces between characters, one dot on each side of the cell is blanked by hardware. Also, to guarantee spaces between character lines, the top two scan lines are blanked by hardware. This gives an actual active character size of 5 dots horizontally by 8 scan lines vertically.

For Business Graphics, the hardware is configured to eliminate the automatic blanking and allow continuous lines both horizontally and vertically. However, the Display Controller is still based on displaying a character within a 7 x 10 cell. The controller design and available refresh memory allows one byte per character. The maximum number of unique characters that can be defined by any 8 bits is 256. Since the standard text font set contains 128 characters, the limit on unique characters for graphics that can be displayed together with text is 128.

The character set for Business Graphics divides the cell into blocks of 4 dots horizontally by 4 scan lines vertically. Since the total number of scan lines per character is 10, the character set actually consists of two sub-sets of 4-4-2 and 2-4-4.

Each subset divides the cell into 6 parts requiring 64 possible combinations or unique characters. Therefore, the total number of unique characters for the complete graphics set is 128. With this

character set, any combination of adjacent 4 x 4 blocks can be chosen. Also, at the character cell boundary, the 4 x 4 blocks can be set vertically by 2 scan lines. Since the total number of horizontal dots per cell is 7, there will be an overlap of one horizontal dot in the center of the cell for diagonal blocks within the cell.

It should be also noted that for the standard text font containing 128 unique characters defined by 7 bits, the eighth bit is used to set the attribute function. For Business Graphics, since both text characters and graphic characters can be displayed simultaneously, it requires all 8 bits to define the character. Consequently, display attributes are not available in graphics mode.

## SYSTEM BUS EXPANSION SLOT

### ELECTRICAL

The DC system power available at the expansion slot is as follows:

		5¼" system	8" or Rigid system
PIN 50	+ 5V DC	1.2A	2.1 A
PIN 45	+ 12V DC #1	0.3A	1.75 A

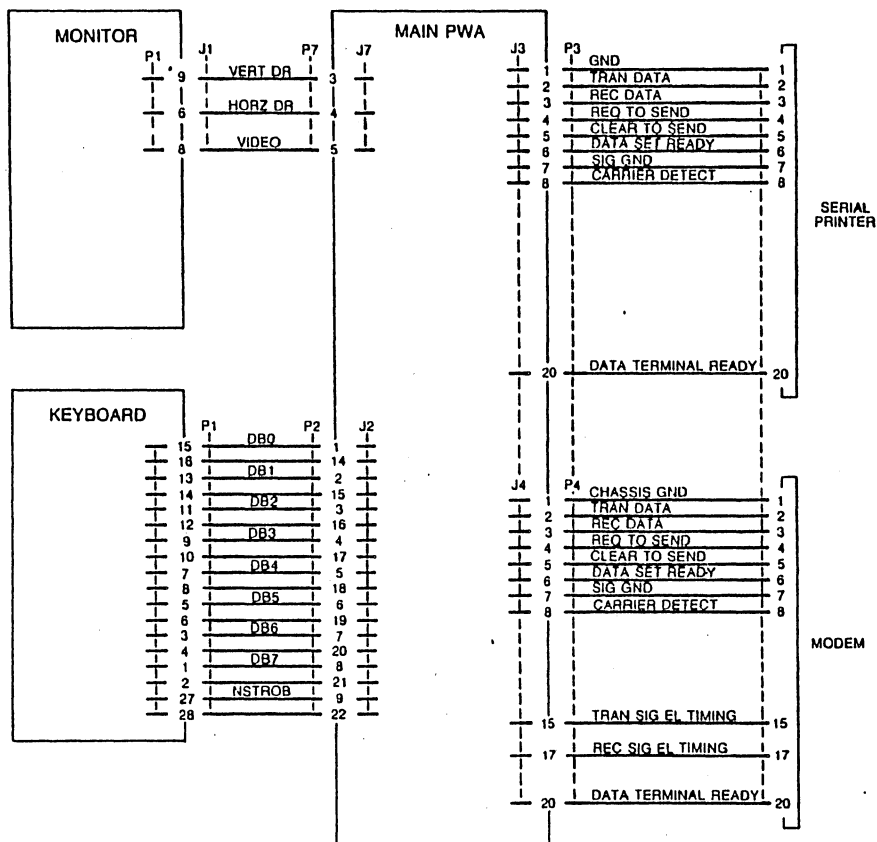
### ENVIRONMENTAL

The following temperature, humidity and altitude environmental requirements are specified:

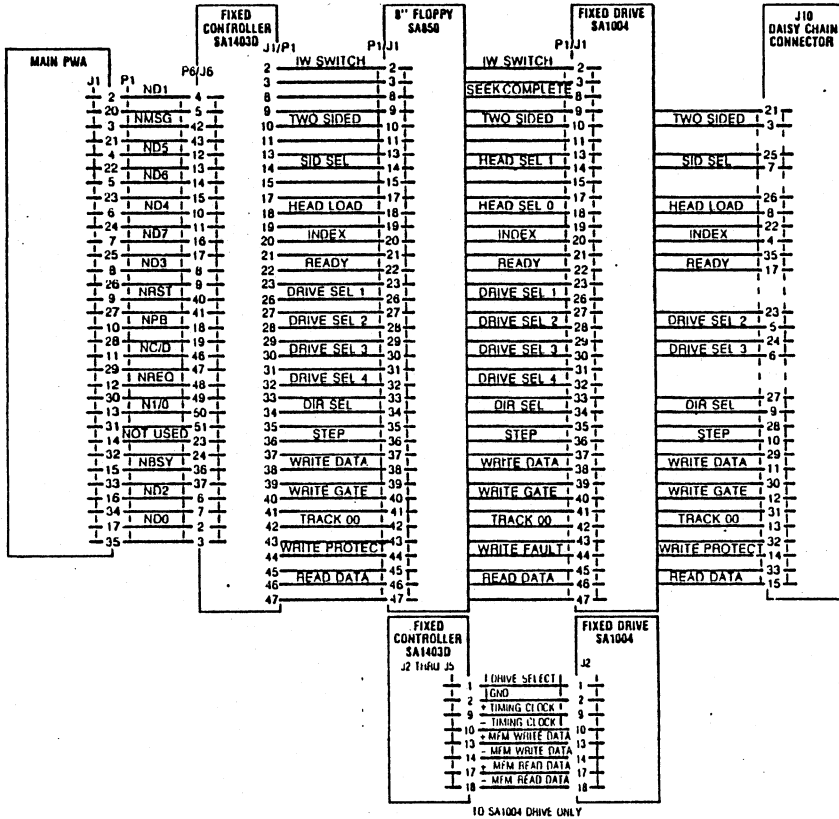
	Temp. (°Celsius)	Rel.Hum. (%)	Altitude (miles)
Operating	10 to 32	20 to 80	1830
Non-operating	-77 to 66	15 to 90	7620

Any optional or additional electronic assembly using the expansion slot must be capable of performing to design specification when the host is subjected to the environmental range, above. Furthermore, the presence of such an assembly in the expansion slot must not degrade performance with regard to the above environmental requirements.


# HARDWARE INTERFACE



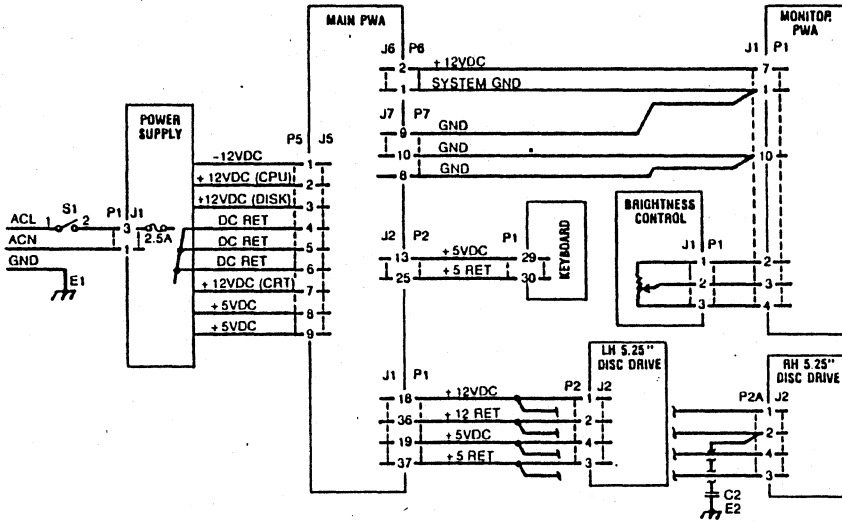
J1 illustration



J8 illustration




## Power Supplies, and Video Connectors





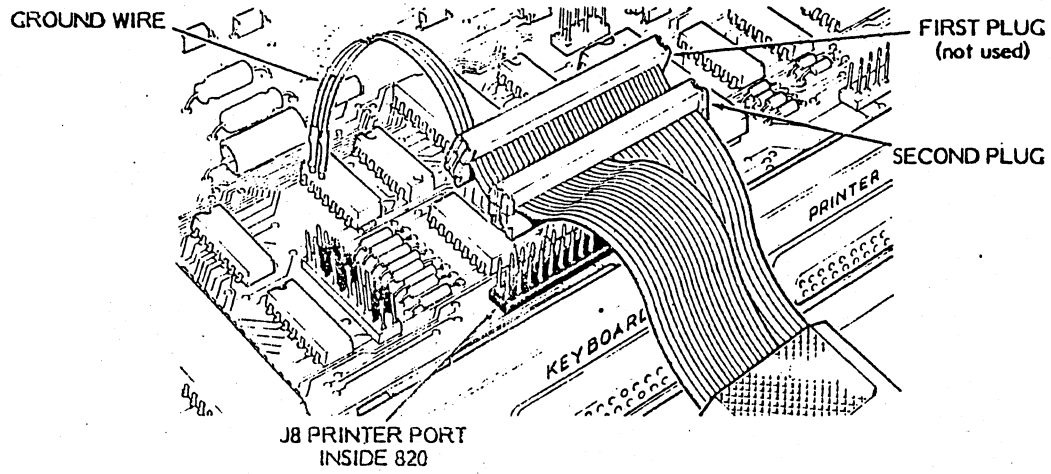
### Parallel Port Connector (J8)




#### J8

<u>Pin</u>	<u>Value</u>
2	Port A Strobe
4	Port A Ready
6	Port A Bit 0
8	Port A Bit 1
10	Port A Bit 2
12	Port A Bit 3
14	Port A Bit 4
16	Port A Bit 5
18	Port A Bit 6
20	Port A Bit 7
22	Port B Ready
24	Port B Strobe
26	Port B Bit 0
28	Port B Bit 1
30	Port B Bit 2
32	Port B Bit 3
34	Port B Bit 4
36	Port B Bit 5
38	Port B Bit 6
40	Port B Bit 7
Odd # Pins	Ground

# Parallel connector picture



## COMM Port Strapping Options




### J9

<u>Pin</u>	<u>Value</u>
5--6	(M) TXD to Pin 3
7--8	(T) TXD to Pin 2
9--10	(M) RXD from Pin 2
11--12	(T) RXD from Pin 3
13--14	(M) RTS to Pin 5
15--16	(T) RTS to Pin 4
17--18	(M) CTS from Pin 4
19--20	(T) CTS from Pin 5
21--22	(M) DTR to Pin 8
23--24	(T) DTR to Pin 20
25--26	(M) DCD from Pin 20
27--28	(T) DCD from Pin 8
29--30	Clock supplied to Modem as RX Clock
31--32	Clock supplied to SIO with RX Clock
33--34	Modem supplies SIO with RX Clock
35--36	Clock supplied to SIO with TX Clock
37--38	Modem supplies SIO with TX Clock
39--40	Clock supplied to Modem with TX Clock

The filled-in pins indicate the options as they are jumpered on an 820-II or 16/8.

**Note:** (M) indicates modem (data communications equipment) function. (T) indicates terminal data equipment) function. For instance, exercising the (M) strap option will allow communication with a modem; exercising the (T) strap option will allow communication with a terminal. The above shows factory settings for (T).

### J9 (Etch 2 CPU)



<u>Pin</u>	<u>Value</u>
3--4	
5--6	(M) TXD to Pin 3
7--8	(T) TXD to Pin 2
9--10	(M) RXD from Pin 2
11--12	(T) RXD from Pin 3
13--14	(M) RTS to Pin 5
15--16	(T) RTS to Pin 4
17--18	(M) CTS from Pin 4
19--20	(T) CTS from Pin 5
21--22	(M) DTR to Pin 8
23--24	(T) DTR to Pin 20
25--26	(M) DCD from Pin 20
27--28	(T) DCD from Pin 8
29--30	Clock supplied to Modem as RX Clock

The filled-in pins indicate the options as they are jumpered on an 820-II or 16/8.

**Note:** To change from ASYNC to SYNC on the Etch 2 CPU requires a modification to the operating system rather than moving jumpers.

**Note:** (M) indicates modem (data communications equipment) function. (T) indicates terminal data equipment) function. For instance, exercising the (M) strap option will allow communication with a modem; exercising the (T) strap option will allow communication with a terminal. The above shows factory settings for (T).

## System Bus Connector

### J13

D1	1	2	/RD
D0	3	4	/MEMRQ
D7	5	6	/IORQ
D2	7	8	/WR
D6	9	10	/REFRESH
D5	11	12	/M1
D3	13	14	A0
D4	15	16	A1
SYSRESET	17	18	A2
A4	19	20	A3
A6	21	22	A5
A15	23	24	A7
A13	25	26	A14
A12	27	28	A10
A9	29	30	A11
A8	31	32	/BUSRQ
WAITRQ	33	34	/BUSAK
PCI	35	36	
/INTRQ	37	38	
/HALT	39	40	/CLOCK
SPKR	41	42	/MEM8
	43	44	/MEM4
+ 12V	45	46	
+ 12V	47	48	GND
GND	49	50	+ 5V

<u>Symbol</u>	<u>Pin #</u>	<u>Pin Name</u>	<u>Meaning</u>
D0	3	Data bus	Data Bus (Tri-state, input/output, active high) constitutes an 8-bit bi-directional data exchange with memory and I/O devices.
D1	1	Data bus	
D2	7	Data bus	
D3	13	Data bus	
D4	15	Data bus	
D5	11	Data bus	
D6	9	Data bus	
D7	5	Data bus	Address Bus (Tri-state, output, active high) makes up a 16-bit address for up to 65k bytes of memory for I/O devices data exchange. I/O addressing uses the lower 8 bits for direct selection of up to 256 output ports. A0 is the least significant address bit. During refresh time, the lower 7 bits contain a valid refresh address for dynamic memories.
A0	14	Address bus	
A1	16	Address bus	
A2	18	Address bus	
A3	20	Address bus	
A4	19	Address bus	
A5	22	Address bus	
A6	21	Address bus	
A7	24	Address bus	
A8	31	Address bus	
A9	29	Address bus	
A10	28	Address bus	
A11	30	Address bus	
A12	27	Address bus	
A13	25	Address bus	
A14	26	Address bus	
A15	23	Address bus	Write (Tri-state, output, active low) indicates that the CPU data bus holds valid data to be stored in the addressed memory or I/O device.
/WR	8	Write	
/RD	2	Read	Read (Tri-state, output, active high) indicates that the CPU wants to read data from memory or an I/O device. The addressed I/O device or memory should use this signal to gate data onto the CPU data bus.
/IORQ	6	I/O Request	Input/Output Request (Tri-state, output, active low) signal indicates that the lower half of

the address bus holds a valid I/O address for an I/O read or write operation. This signal is also generated with a "/M1" signal when an interrupt is being acknowledged to indicate that an interrupt response vector can be placed on the data bus. Interrupt Acknowledge operations occur during "/M1" time, while I/O operations never occur during "/M1" time.

/HALT	39	Halt	Halt (Output, active low) signal indicates that the CPU has executed a Halt Software instruction and is awaiting either a non-maskable or maskable interrupt before operation can resume.
/MEMRQ	4	Memory Request	Memory Request (Tri-state, output, active low) signal indicates that the address bus holds a valid address for a memory read or memory write operation.
/REFRESH	10	Refresh	Refresh (Tri-state, output, active low) indicates that the lower 7 bits of the address contain a refresh address for dynamic memories and the "/MEMRQ" signal should be used to perform a refresh cycle for all dynamic RAMs in the system. During the refresh cycle "A7" is a logic zero and the upper 8 bits of the address bus contain the "I" register.
/M1	12	Machine Cycle One	Machine Cycle One (Tri-state, output, active low) indicates that the current machine cycle is in the op-code fetch cycle of an instruction. Note

			that during the execution of two-byte op-codes, "/M1" will be generated as each op-code is fetched. These two-byte op-codes always begin with a CB, DD, ED, or FD. "/M1" also occurs with "/IORQ" to indicate an interrupt acknowledge cycle.
/BUSAK	34	Bus Acknowledge	Bus Acknowledge (Output, active low) is used to indicate to the requesting device that the CPU address bus, data bus, and control bus signals have been set to their high impedance states and the external device can now control the bus.
/BUSRQ	32	Bus Request	Bus Request (Input, active low) signal is used to request the CPU address bus, data bus, and control signal bus to go to a high impedance state so that other devices can control those buses. When "/BUSRQ" is activated, the CPU will set these buses to a high impedance state as soon as the current CPU machine cycle is finished and the "/BUSAK" signal is activated.
/INTRQ	37	Interrupt Request	Interrupt Request (Input, active low) signal is generated by I/O devices. A request will be honored at the end of the current instruction if the internal software controlled interrupt enable flip flop (IFF) is enabled and if the "/BUSRQ" signal is not active.
/WAITRQ	33	Wait Request	Wait Request (Input, active low) indicates to the CPU that the addressed memory or I/O device is not ready for a data transfer. The CPU continues to enter wait states



for as long as this signal is active. This signal allows memory or I/O devices of any speed to be synchronized to the CPU. Use of this signal postpones refresh as long as it is held active.

/SYSREST	17	System Reset	System Reset (Output, active low) indicates that a reset has been generated either from push button reset or the power on reset circuit. The system reset will occur only once per reset and will be approximately 10 microseconds in duration.
/CLOCK	40	Processor Clock	Processor Clock (Output, active low) is a single-phase system clock of 4 MHz.
PCI	35	Priority Chain In	Priority Chain In (Input, active high) is used to form a priority-interrupt daisy chain when more than one interrupt-driven device is being used. A high level on this pin indicates that no other devices of higher priority are being serviced by a CPU interrupt service routine.
/MEM4	44	Memory Expansion	Memory Expansion (Output, active low) signal is low during "/MEMRQ" for a block of addresses from "4000 thru 7FFF" if the Bank Switch is set for the ROM side of memory.
/MEM8	42	Memory Expansion	Memory Expansion (Output, active low) signal is low during "/MEMRQ" for a block of addresses from "8000 thru BFFF" if the Bank Switch is set for the ROM side of memory.
/SPKR	41	Speaker	Speaker pin provides access to the speaker on the CPU Board. This pin is connected to the open collector output of the speaker

+ 5VDC	50	DC Power
GND	49,48	Ground
+ 12VDC	47,45	DC Power
	36	Not Used
	38	Not Used
	43	Not Used
	46	Not Used

driver (75451). This output is normally connected thru the speaker and parallel 100 ohm resistor to a + 12 VDC, but can be disconnected by jumper option.  
+ 5VDC system power.  
Ground-System is signal ground and DC return.  
+ 12VDC system power.

## Disk Access Connector

### J12


D1	1	2	/RD
D0	3	4	/MREQ
D7	5	6	/IORQ
D2	7	8	/WR
D6	9	10	/BUSAK
D5	11	12	/M1
D3	13	14	A0
D4	15	16	A1
RST	17	18	A2
A4	19	20	A3
A6	21	22	A5
A15	23	24	A7
A13	25	26	A14
A12	27	28	A10
A9	29	30	A11
A8	31	32	/BUSRQ
16 MHz Clock	33	34	/BUSAK1
/HALT	35	36	/1797CS
INT	37	38	PRI0
PP5	39	40	4 MHz Clock
PP2	41	42	PP4
PP1	43	44	PP0
+ 12V	45	46	NM1
GND	47	48	GND
DSKWAT	49	50	+ 5V
	51	52	+ 5V
J1-19	53	54	J1-10
J1-18	55	56	J1-9
J1-17	57	58	J1-8
J1-16	59	60	J1-2
J1-15	61	62	J1-3
J1-14	63	64	J1-4
J1-13	65	66	J1-5
J1-12	67	68	J1-6
J1-11	69	70	J1-7
	71	72	

<u>Symbol</u>	<u>Pin #</u>	<u>Pin Name</u>	<u>Meaning</u>
D0	3	Data bus	Data Bus (Tri-state, input/output, active high) constitutes an 8-bit bi-directional data exchange with memory and I/O devices.
D1	1	Data bus	
D2	7	Data bus	
D3	13	Data bus	
D4	15	Data bus	
D5	11	Data bus	
D6	9	Data bus	
D7	5	Data bus	
A0	14	Address Bus	Address bus A0-A15 provides addresses for 65k bytes of memory. Bit A0 and A1 while under /RD and /WR control select the register to receive transfer of data on D0-D7: A1 A0     /RD            /WR 0 0 Status REG Command REG 0 1 Track REG       Track REG 1 0 Sector REG       Sector REG 1 1 Data REG        Data REG A5 while under /RD and /WR Control Select Density: 0 = double density 1 = single density
A1	16	Address Bus	
A2	18	Address Bus	
A3	20	Address Bus	
A4	19	Address Bus	
A5	22	Address Bus	
A6	21	Address Bus	
A7	24	Address Bus	
A8	31	Address Bus	
A9	29	Address Bus	
2A10	8	Address Bus	
A11	30	Address Bus	
2A12	7	Address Bus	
A13	25	Address Bus	
A14	26	Address Bus	
A15	23	Address Bus	
PP0	44	SYS-PIO Port A	Port A bit 0
PP1	43	SYS-PIO Port A	Port A bit 1
PP2	41	SYS-PIO Port A	Port A bit 2
PP4	42	SYS-PIO Port A	Port A bit 4
PP5	39	SYS-PIO Port A	Port A bit 5
PRI0	38	SYS-PIO	
/DSKWAT	49	Disk Wait	Generates Wait signal to CPU.
/RD	2	Read	Controls input on the data registers D0-D7.
/MREQ	4	Memory Request	/MREQ indicates that the address bus holds a valid address for a memory read or memory write operation.

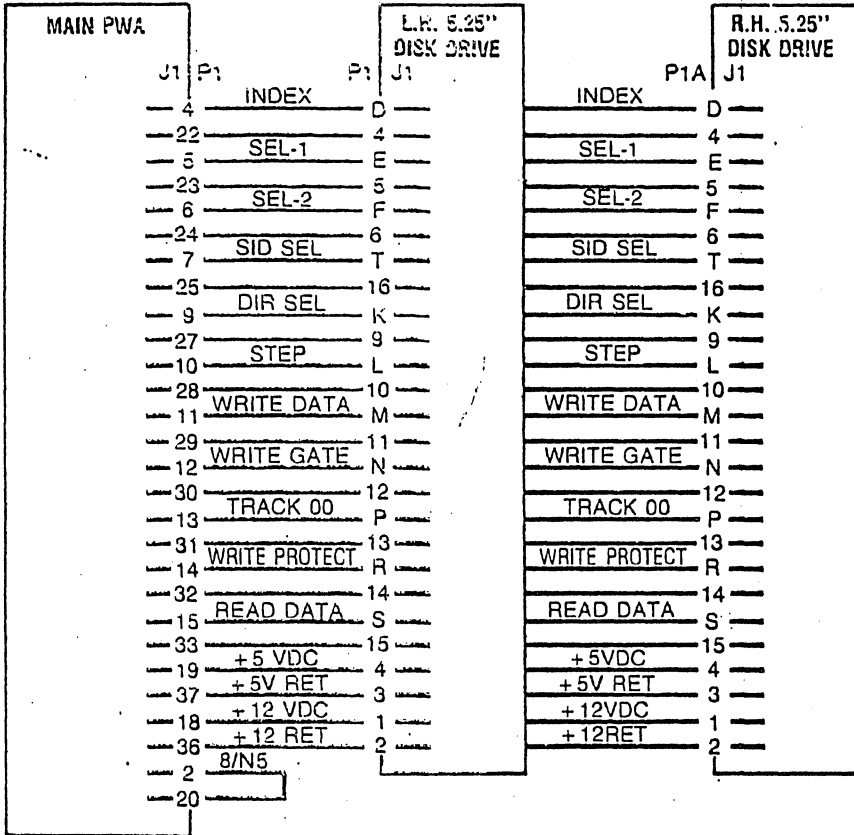
<b>/IORQ</b>	<b>6</b>	<b>I/O Request</b>	<b>/IORQ</b> indicates that the lower half of the address bus holds a valid I/O address for an I/O read or write operation. <b>/IORQ</b> is also generated concurrently with <b>/M1</b> during an interrupt acknowledge cycle to indicate that an interrupt response vector can be placed on the data bus.
<b>/WR</b>	<b>8</b>	<b>Write</b>	Controls output on the data registers D0-D7.
<b>/BUSACK</b>	<b>10</b>	<b>Bus Acknowledge</b>	<b>/BUSACK</b> indicates to the requesting device that the CPU address bus, data bus, and control signals <b>/MREQ</b> , <b>/IORQ</b> , <b>/RD</b> , <b>/WR</b> have entered the high impedance states. The external circuitry can now control these lines.
<b>/M1</b>	<b>12</b>	<b>Machine Cycle 1</b>	<b>/M1</b> , together with <b>/MREQ</b> indicates that the current machine cycle is the op-code fetch cycle of an instruction execution. <b>/M1</b> , together with <b>/IORQ</b> , indicates an interrupt acknowledge cycle.
<b>/BUSREQ</b>	<b>32</b>	<b>Bus Request</b>	<b>/BUSREQ</b> has the highest priority and is always recognized at the end of the current machine cycle. <b>/BUSREQ</b> forces the CPU address bus, data bus, and control signals <b>/MREQ</b> , <b>/IORQ</b> , <b>/RD</b> , and <b>/WR</b> to go to a high impedance state so that other devices can control these lines.
<b>/BUSAK1</b>	<b>34</b>	<b>Bus Acknowledge</b>	<b>/BUSAK1</b> is daisy-chained Bus Acknowledge output which indicates to the requesting device that the CPU address bus, data bus, and control signals <b>/MREQ</b> , <b>/IORQ</b> , <b>/RD</b> , <b>/WR</b> have entered the high impedance states. The

/1797CS	36	Chip Select	external circuitry can now control these lines. /1797CS logic low selects the Floppy Disk Controller chip and enables computer communication with the device.
INT	37	Interrupt Request	INT is generated by I/O devices. The CPU honors a request at the end of the current instruction if the internal software controlled interrupt enable flip-flop (IFF) is enabled.
NMI	46	Non-Maskable Interrupt	NMI is always recognized at the end of the current instruction, independent of the status of the interrupt enable flip-flop and automatically forces the CPU to restart at location 0066h.
/HALT	35	Halt	/HALT indicates that the CPU has executed a Halt instruction and is awaiting either a non-maskable or a maskable interrupt (with the mask enabled) before operation can resume. While halted, the CPU executes NOPs to maintain memory refresh.
16MHz	33	Clock	16 MHz clock.
CLK	40	Clock	4 MHz clock.
J1-2	60	Device I/O Interface	All interface lines use negative logic.
J1-3	62	Device I/O Interface	
J1-4	64	Device I/O Interface	
J1-5	66	Device I/O Interface	
J1-6	68	Device I/O Interface	
J1-7	70	Device I/O Interface	
J1-8	58	Device I/O Interface	
J1-9	56	Device I/O Interface	
J1-10	54	Device I/O Interface	
J1-11	69	Device I/O Interface	
J1-12	67	Device I/O Interface	
J1-13	65	Device I/O Interface	
J1-14	63	Device I/O Interface	

J1-15	61	Device I/O Interface	
J1-16	59	Device I/O Interface	
J1-17	57	Device I/O Interface	
J1-18	55	Device I/O Interface	
J1-19	53	Device I/O Interface	
+ 12VDC	45	DC Voltage	+ 12 Volts DC
GND	47	Ground	Ground and DC Return
GND	48	Ground	Ground and DC Return
+ 5VDC	50	DC Voltage	+ 5 Volts DC
+ 5VDC	52	DC Voltage	+ 5 Volts DC
RST	17	Reset	Reset indicates that a System Reset has been generated either from push button reset or power on reset.
	51	Not Used	
	71	Not Used	
	72	Not Used	







**Notes**

## Theory of Operation

The display processor houses the system board, disk drive daughter board, the CRT, the power supply, and one bus expansion slot.

The system board has the following:

- Central Processing Unit (CPU)
- 6 to 8k of Read Only Memory (ROM)
- 64k of Random Access (Read/Write) Memory (RAM)
- Counter Timer Circuit (CTC)
- Serial Input/Output Controller (SIO)
- Parallel Input/Output Controller (PIO)
- Two RS-232-C Serial I/O Ports
- Dual 8-bit Parallel Ports
- CRT Controller and CRT Refresh Memory
- Speaker
- Disk Drive Daughter Board Connector
- Bus Expansion Connector
  - 8086 Co-processor (16/8 system)
- Parallel Keyboard Interface

### CPU

The CPU is a Zilog Z80-A operating with a clock rate of 4 Mhz. It is initialized to use Interrupt Mode 2 by the ROSR monitor at power on. The Z80-A also provides refresh to the 64k of dynamic memory on the system board. Therefore, the I and R registers should not be altered by an application program.

### ROM and RAM Memory

The System Board has two banks of memory. Bank 1 has 64k of RAM. Bank 0 has up to 8K of ROM.

When power is turned on or RESET is pressed, the Monitor, ROM/CRT RAM (Bank 0), is enabled by the hardware and the contents of the monitor ROM are moved by the CPU to the program memory starting at location F000H. When the move is complete, the CPU transfers control to

location F000H and RAM (Bank 1) is enabled. Bank 0 is also enabled when a character is sent to the screen.

### **6-8k ROM**

The CPU board has provisions for 4-2k x 8 Read Only Memory devices. The first 3 (U33, U34 & U35) store the firmware for the ROSR monitor. The fourth (U36) provides translation tables and related firmware for the position-encoded low profile keyboard.

### **64k RAM**

The 64k byte (65536 x 8) RAM provides space for a portion of the ROSR monitor (upper 4k F000h - FFFFh), and 60k (0000h - EFFFh) is free for programs to execute in such as an operating system and an application program. This RAM is dynamic and refresh is provided by the Z80-A CPU.

### **Counter Timer Circuit (CTC)**

The CTC has four independently-programmable counter/timer channels, each with a readable downcounter and a selectable 16 or 256 prescaler. Downcounters are reloaded automatically at zero. Each channel is programmed with two bytes. Once started, the CTC counts down, reloads its time constant automatically, and resumes counting. Internally, the CTC generates a unique vector for each channel.

### **Serial Input/Output Controller (SIO)**

The Serial I/O Controller has two independent, full-duplex channels with separate control and status lines for modems or other devices. Data rates are from 50 to 19,200 bits/second. Channel A (modem) supports both Asynchronous and Synchronous protocols. Channel B (printer) is dedicated to Asynchronous. The receiver is quadruple-buffered and the transmitter is double-buffered. The controller also supports daisy-chain interrupt vectoring for interrupts without external logic.

### **Serial I/O Ports**

The 820-II CPU board contains a Z80-A SIO that provides two user-accessible serial ports to the 25-pin printer and modem connectors on the rear of the display processor. The Communications port is capable of operating in synchronous or asynchronous modes, while the Printer port is only capable of operating asynchronously. On an Etch 2 CPU, there is a 30-pin connector. Selection of synchronous or asynchronous mode is under program control as opposed to the Etch 1 CPU (with a 40-pin

connector) where a physical change is required to make the sync or async selection.

### **Parallel Input/Output Controller (PIO)**

There is a System and a General Purpose Parallel I/O Controller which provides direct interface between the CPU and the peripheral devices. Each controller has two 8-bit I/O ports. The System PIO is dedicated for keyboard input, memory bank and CRT font selection, and floppy disk drive and side selection. The General Purpose PIO provides the user with a dual 8-bit parallel I/O port for interfacing with peripherals.

### **Parallel Port**

The Z80-A General Purpose PIO is accessible on the main CPU board on connector J8. This PIO is programmed by the ROSR monitor at power-on to provide a parallel Centronics-compatible interface for a parallel printer. A transceiver is physically located between the Z80-A PIO and the J8 connector. Jumpers must be installed on option connector J11 to select whether the transceiver will transmit or receive data. See also page 24.

### **CRT Controller**

The CPU board contains the 2k of refresh RAM where the characters that are to be displayed on the screen are stored. It also has the necessary electronics to provide the control signals (sync and video) to the CRT monitor. The CPU board has two character font ROMs; each font ROM contains two character sets.

<b>U57</b>	Normal white on black font Reverse video font
<b>U58</b>	Normal white on black font Graphic character font

The CRT driver in the ROSR monitor translates character-level escape sequences into commands as to which of the font ROMs to select and which of the two fonts inside the selected font ROM to select. Basically, characters that are stored in the CRT's refresh memory address the selected font ROM; the font ROM provides dot information to the video input of the CRT so the character can be displayed.

The characters on the CRT can have one of the following attributes:

- Blink
- Inverse video
- Graphics
- Low intensity

The most significant bit of the character stored in the CRT's refresh memory determines if the character is to be displayed with its attribute enabled.

The ROSR monitor provides a character-oriented command format for controlling the screen and font ROM selection. It is recommended that programs use this method to control the CRT and its attributes.

## CRT RAM

### Memory Allocation

The CRT RAM occupies 3000H - 3FFFH in bank 0 (System Bank). Each 80-character line on the CRT is allocated 128 bytes in the CRT RAM. Listed below are the starting and ending addresses for each of the 24 rows in the CRT RAM. The example (at the bottom) shows some character locations in CRT memory. (Assumes scroll register = 23)

Row	Starting Address	Ending Address
0	3000H	304FH
1	3080H	30CFH
2	3100H	314FH
3	3180H	31CFH
4	3200H	324FH
5	3280H	32CFH
6	3300H	334FH
7	3380H	33CFH
8	3400H	344FH
9	3480H	34CFH
10	3500H	354FH
11	3580H	35CFH
12	3600H	364FH
13	3680H	36CFH
14	3700H	374FH
15	3780H	37CFH
16	3800H	384FH
17	3880H	38CFH
18	3900H	394FH
19	3980H	39CFH
20	3A00H	3A4FH
21	3A80H	3ACFH
22	3B00H	3B4FH
23	3B80H	3BCFH

Row	Column	CRT Memory Address
0	0	3000H
0	79	304FH
1	1	3081H
1	5	3085H
23	0	3B80H
23	1	3B81H
23	79	3BCFH

## Scroll Register

To eliminate the delay associated with software scrolling, hardware scrolling is employed. Writing into the scroll register (Port 14h) adds an offset to the line address developed by the line counter. For instance, with an offset of zero (scroll register = 0), the data at location 3000H (in the CRT refresh memory) will be displayed on the bottom row of the display. If the offset is 23, the data at location 3000H will be displayed on the top row of the screen. The scroll register is loaded from A8 to A15 rather than D0 to D7. Therefore, the scroll value must be in the B register if an indirect OUT instruction is used.

Scroll Register	Row 0, Column 0	Row 23, Column 0
23	3000H	3B80H
22	3080H	3B00H
21	3100H	3A80H
20	3180H	3A00H
19	3200H	3980H
18	3280H	3900H
17	3300H	3880H
16	3380H	3800H
15	3400H	3780H
14	3480H	3700H
13	3500H	3680H
12	3580H	3600H
11	3600H	3580H
10	3680H	3500H
9	3700H	3480H
8	3780H	3400H
7	3800H	3380H
6	3880H	3300H
5	3900H	3280H
4	3980H	3200H
3	3A00H	3180H
2	3A80H	3100H
1	3B00H	3080H
0	3B80H	3000H



## Speaker

The 820-II and 16/8 have an audio speaker connected to two I/O ports (28h and 29h). Outputting to one I/O port causes the speaker cone to be pushed out; outputting to the other I/O port pulls in the speaker cone. The actual value output to these ports has no significance. To generate a beep, the application program can simply send an ASCII Bell character to the CRT. To generate a tone other than the standard bell character, the program must move the speaker cone in and out at the desired frequency.

## Disk Drive Daughter Board

The disk drive connector on the rear is a "dual personality" connector, depending on which disk drive daughter board is installed on the mother board. Presently, there are two types of disk interface:

Shugart SASI interface controller suitable for interfacing to a SA1403D Rigid Disk Controller.

Floppy-only interface suitable for interfacing to Shugart SA800/SA400L/SA850/SA450 dual daisy-chained disk configurations.

The ROSR monitor detects which daughter board is installed at power-on and selects the appropriate physical disk driver firmware to process physical disk drive requests.

### Caution:

If a rigid disk drive unit (U07, U08) is connected to a floppy display/processor (U03/H69, U04), the rigid controller PWB will be destroyed when power is switched on. The rigid disk drive unit must be connected only to a rigid display/processor (U05/H70, U06). Connecting a floppy disk drive unit (929/T66/973/F10, E41/E44/E42/E89) to a rigid display/processor (U05/H70, U06) may cause the processor PWB to fail. Before connecting any disk drive unit to a display/processor, check that the configuration of the display/processor is compatible with the disk drive unit. The configuration can be determined in one of two ways. (1) Check the product code of the display/processor. The product code is the first three digits of the serial number, located on the underside of the display processor. (2) Verify that the proper drive interface PWB is installed by checking the part number.

### **System Bus**

The System Bus contains an 8-bit Data Bus (Tri-state, Input/Output) bi-directional Data exchange with memory and I/O devices. It has a 16-bit Address Bus to address up to 64k of memory for I/O devices data exchange.

### **Keyboard Interface**

The keyboard FIFO (Etch 2 CPU only) has space for 16 (decimal) entries. Associated with the keyboard FIFO are input and output position pointers and a count of the number of entries currently in the FIFO.

The available memory pointers provide the addresses bounding the available unused RAM in the memory reserved for system use. Although these pointers are a supported feature, there is no guaranteed available memory size.

There are two tables used to disk map a logical disk to its physical driver. The first table, Seltab, associates a logical disk number with a physical disk number. The second table, Drvtab, identifies which physical disk driver is appropriate to use with the selected physical disk.

The physical driver command block is a collection of all information necessary for the disk system to perform the requested disk activity.

The timer and clock variables are a collection of locations used for maintaining the one second timer and the time-of-day clock and calendar. The console command line buffer immediately follows these variables.

REV	DATE	BY	CHKD

1 LABELS OTHERWISE SPECIFIED:  
RESISTANCE VALUES ARE IN OHMS, K $\Omega$ , AND  
CAPACITANCE VALUES ARE IN MICROFARADS,  
Pico - P, 10<sup>-12</sup>, 10V

2 POWER DISTRIBUTION TABLE

REF	DESCRIPTION	WIRE #	WIRE
U17-8		6	8
U9-21, 24, 31, 43, 44, 45, 47, 48, 50, 57, 60, 61, 62		7	14
U22-30, 37-42, 46, 58, 63, 69		8	14
U21-22, 23, 25, 26, 27, 28		10	20
U23		10	11
U13-36, 37, 37, 37		2	24
U75		3	7
U76		11	2
U59		4	24
U72, 63		11	12
U14, 58		7	14
U16		11	8

3 REFERENCE DESIGNATION


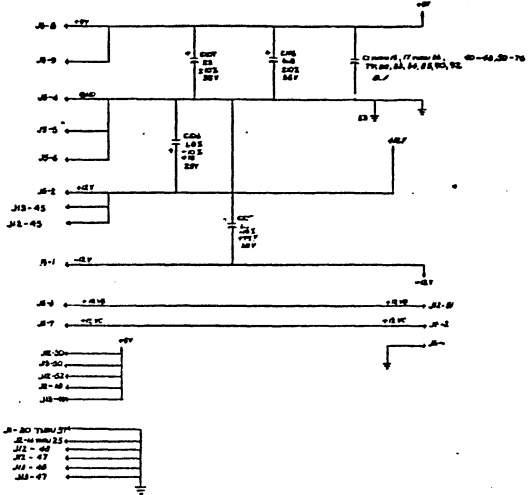
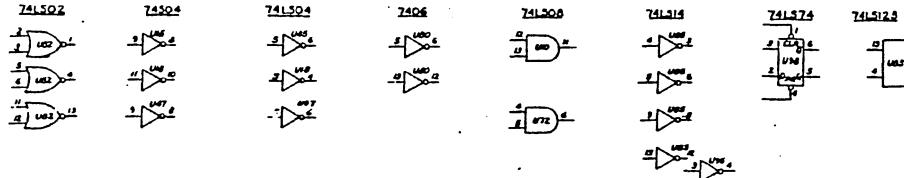
LAST USED	1 NEXT USED
U17	U18
U18	U19
U19	U20
U20	U21
U21	U22
U22	U23
U23	U24
U24	U25
U25	U26
U26	U27
U27	U28
U28	U29
U29	U30
U30	U31
U31	U32
U32	U33
U33	U34
U34	U35
U35	U36
U36	U37
U37	U38
U38	U39
U39	U40
U40	U41
U41	U42
U42	U43
U43	U44
U44	U45
U45	U46
U46	U47
U47	U48
U48	U49
U49	U50
U50	U51
U51	U52
U52	U53
U53	U54
U54	U55
U55	U56
U56	U57
U57	U58
U58	U59
U59	U60
U60	U61
U61	U62
U62	U63
U63	U64
U64	U65
U65	U66
U66	U67
U67	U68
U68	U69
U69	U70
U70	U71
U71	U72
U72	U73
U73	U74
U74	U75
U75	U76
U76	U77
U77	U78
U78	U79
U79	U80
U80	U81
U81	U82
U82	U83
U83	U84
U84	U85
U85	U86
U86	U87
U87	U88
U88	U89
U89	U90
U90	U91
U91	U92
U92	U93
U93	U94
U94	U95
U95	U96
U96	U97
U97	U98
U98	U99
U99	U100

4 FOR ADDITIONAL OPERATING POINTS TO BE INSTALLED IN THE FOLLOWING POSITIONS:

REF	DC/DC	WIRE/TRACE
U7	U8	U9
U9	U10	U11
U11	U12	U13
U13	U14	U15
U15	U16	U17
U17	U18	U19
U19	U20	U21
U21	U22	U23
U23	U24	U25
U25	U26	U27
U27	U28	U29
U29	U30	U31
U31	U32	U33
U33	U34	U35
U35	U36	U37
U37	U38	U39
U39	U40	U41
U41	U42	U43
U43	U44	U45
U45	U46	U47
U47	U48	U49
U49	U50	U51
U51	U52	U53
U53	U54	U55
U55	U56	U57
U57	U58	U59
U59	U60	U61
U61	U62	U63
U63	U64	U65
U65	U66	U67
U67	U68	U69
U69	U70	U71
U71	U72	U73
U73	U74	U75
U75	U76	U77
U77	U78	U79
U79	U80	U81
U81	U82	U83
U83	U84	U85
U85	U86	U87
U87	U88	U89
U89	U90	U91
U91	U92	U93
U93	U94	U95
U95	U96	U97
U97	U98	U99
U99	U100	

5 LAST INTERCONNECT LETTER USED (CW)

6 SPARE GATES:

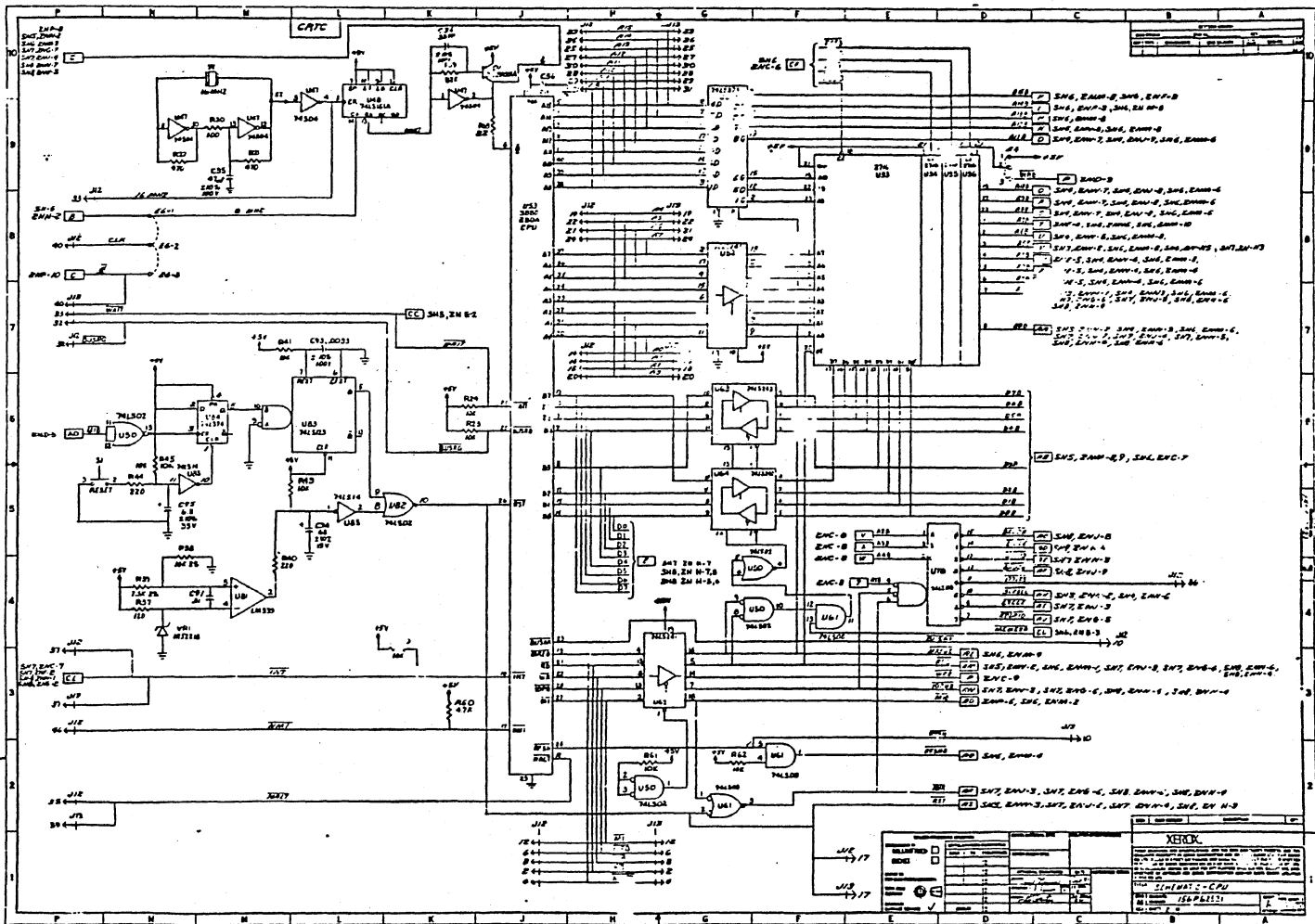


1	2	3	4	5	6	7	8	9	10

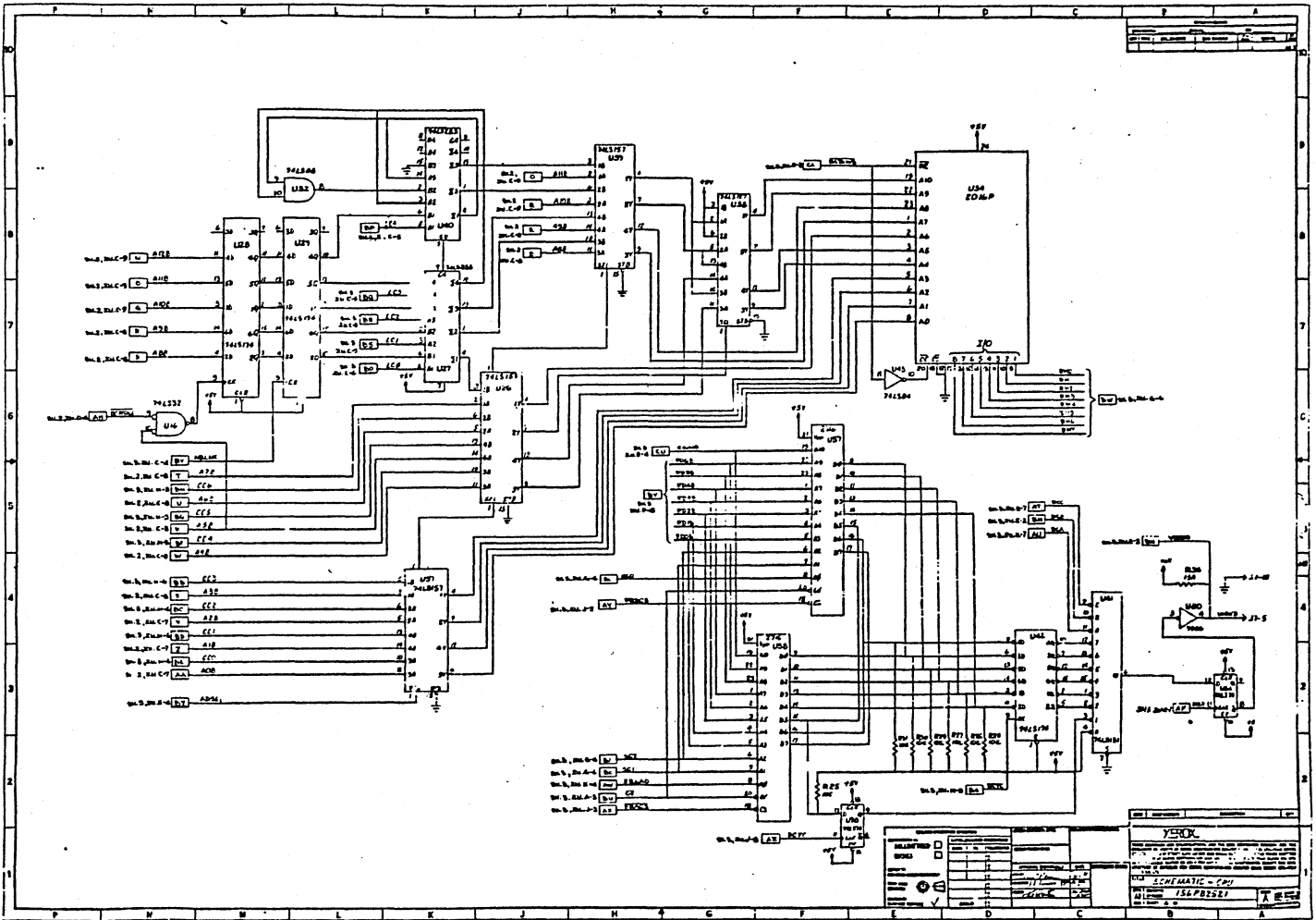

**XEROX**

156P2321

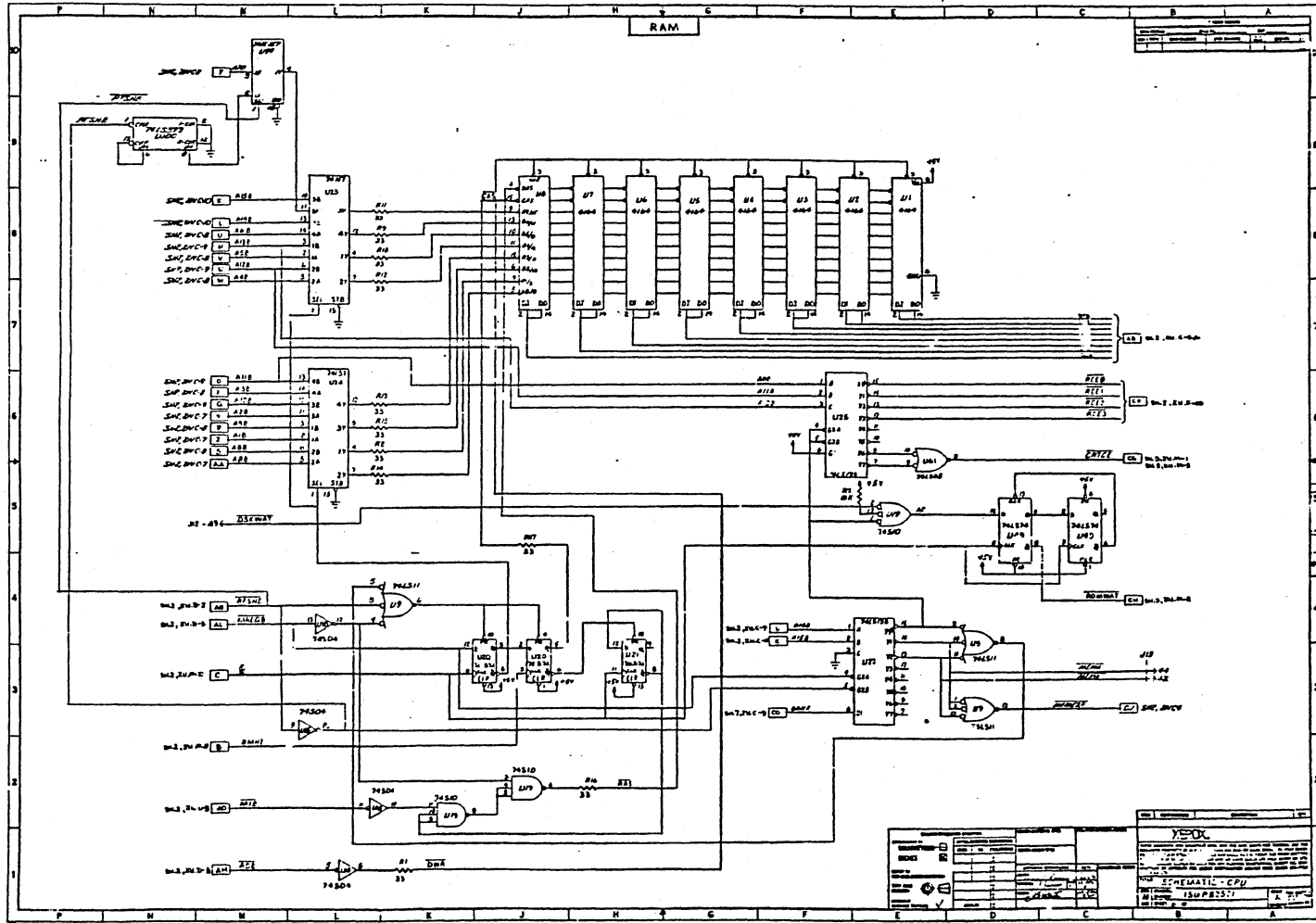
156P2321



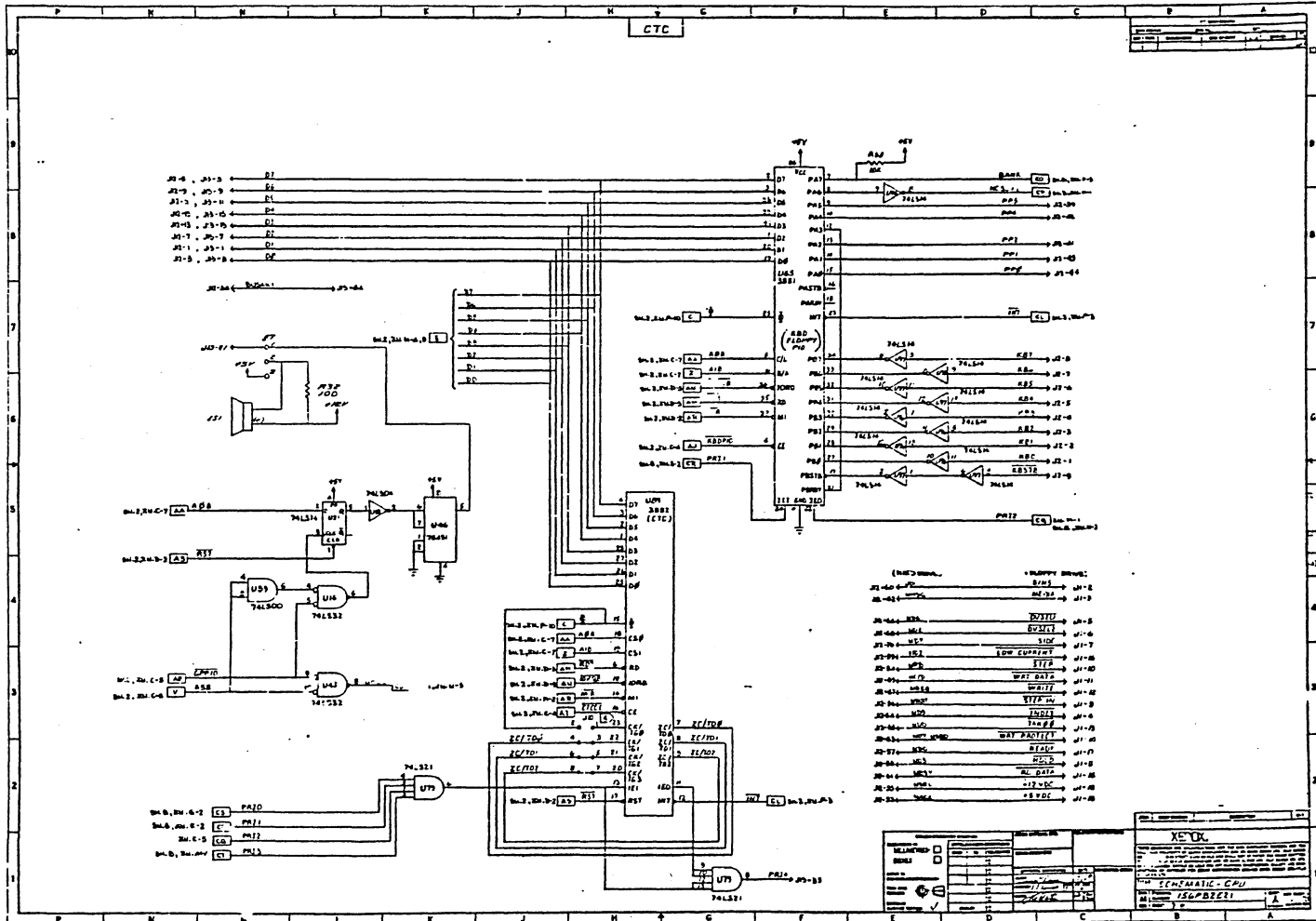


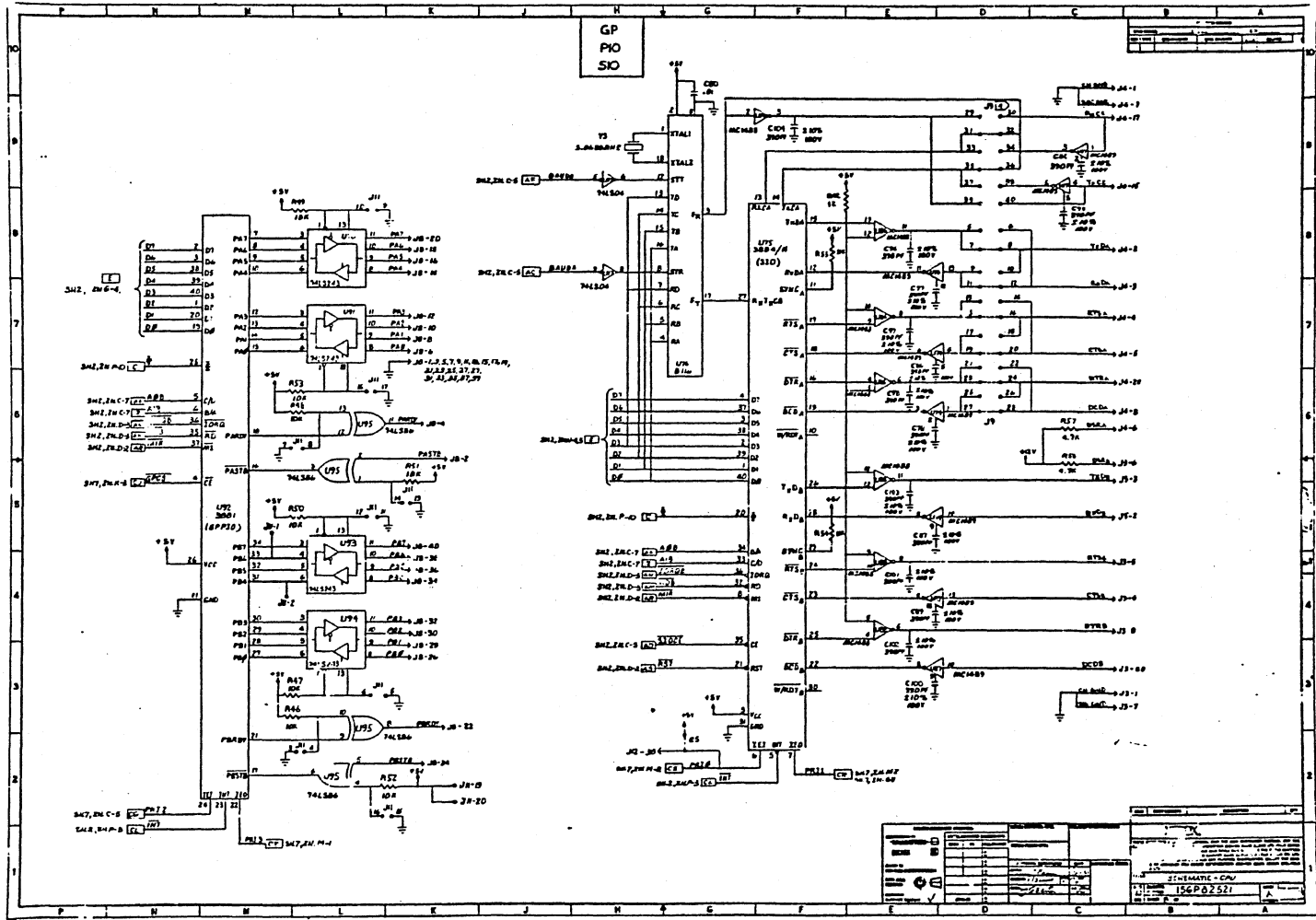












REV	1	DATE	11/11/77	BY	JMB
REV	2	DATE	11/11/77	BY	JMB
REV	3	DATE	11/11/77	BY	JMB
REV	4	DATE	11/11/77	BY	JMB
REV	5	DATE	11/11/77	BY	JMB
REV	6	DATE	11/11/77	BY	JMB
REV	7	DATE	11/11/77	BY	JMB
REV	8	DATE	11/11/77	BY	JMB
REV	9	DATE	11/11/77	BY	JMB
REV	10	DATE	11/11/77	BY	JMB

Schematic - CPU  
 11/11/77 156P2521  
 11/11/77  
 11/11/77

1. LIST OPERATIONAL SPECIFICATIONS:  
 RESISTANCE: 1/4 WATT, 5%, 100, 250, 500, 1000  
 CAPACITANCE: 500PF, 1000PF, 10,000PF, 100,000PF  
 TOL: ±10%, ±5%, ±1%

2. PARTS LIST:

REF	DESCRIPTION	QTY	UNIT
1-1	RES	1	100
1-2	RES	1	100
1-3	RES	1	100
1-4	RES	1	100
1-5	RES	1	100
1-6	RES	1	100
1-7	RES	1	100
1-8	RES	1	100
1-9	RES	1	100
1-10	RES	1	100
1-11	RES	1	100
1-12	RES	1	100
1-13	RES	1	100
1-14	RES	1	100
1-15	RES	1	100
1-16	RES	1	100
1-17	RES	1	100
1-18	RES	1	100
1-19	RES	1	100
1-20	RES	1	100
1-21	RES	1	100
1-22	RES	1	100
1-23	RES	1	100
1-24	RES	1	100
1-25	RES	1	100
1-26	RES	1	100
1-27	RES	1	100
1-28	RES	1	100
1-29	RES	1	100
1-30	RES	1	100
1-31	RES	1	100
1-32	RES	1	100
1-33	RES	1	100
1-34	RES	1	100
1-35	RES	1	100
1-36	RES	1	100
1-37	RES	1	100
1-38	RES	1	100
1-39	RES	1	100
1-40	RES	1	100
1-41	RES	1	100
1-42	RES	1	100
1-43	RES	1	100
1-44	RES	1	100
1-45	RES	1	100
1-46	RES	1	100
1-47	RES	1	100
1-48	RES	1	100
1-49	RES	1	100
1-50	RES	1	100

3. REFERENCE DESIGNATIONS:

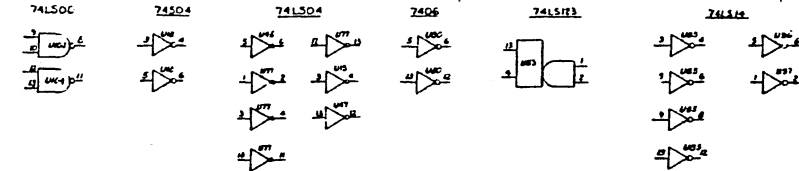
DESIGNATION	VALUE	TOLERANCE
R1	100	±1%
R2	100	±1%
R3	100	±1%
R4	100	±1%
R5	100	±1%
R6	100	±1%
R7	100	±1%
R8	100	±1%
R9	100	±1%
R10	100	±1%
R11	100	±1%
R12	100	±1%
R13	100	±1%
R14	100	±1%
R15	100	±1%
R16	100	±1%
R17	100	±1%
R18	100	±1%
R19	100	±1%
R20	100	±1%
R21	100	±1%
R22	100	±1%
R23	100	±1%
R24	100	±1%
R25	100	±1%
R26	100	±1%
R27	100	±1%
R28	100	±1%
R29	100	±1%
R30	100	±1%
R31	100	±1%
R32	100	±1%
R33	100	±1%
R34	100	±1%
R35	100	±1%
R36	100	±1%
R37	100	±1%
R38	100	±1%
R39	100	±1%
R40	100	±1%
R41	100	±1%
R42	100	±1%
R43	100	±1%
R44	100	±1%
R45	100	±1%
R46	100	±1%
R47	100	±1%
R48	100	±1%
R49	100	±1%
R50	100	±1%

4. FOR ADDITIONAL OPERATIONAL SPECIFICATIONS TO BE INSTALLED, SEE THE FOLLOWING PARAGRAPH:

5. TEST POINTS:

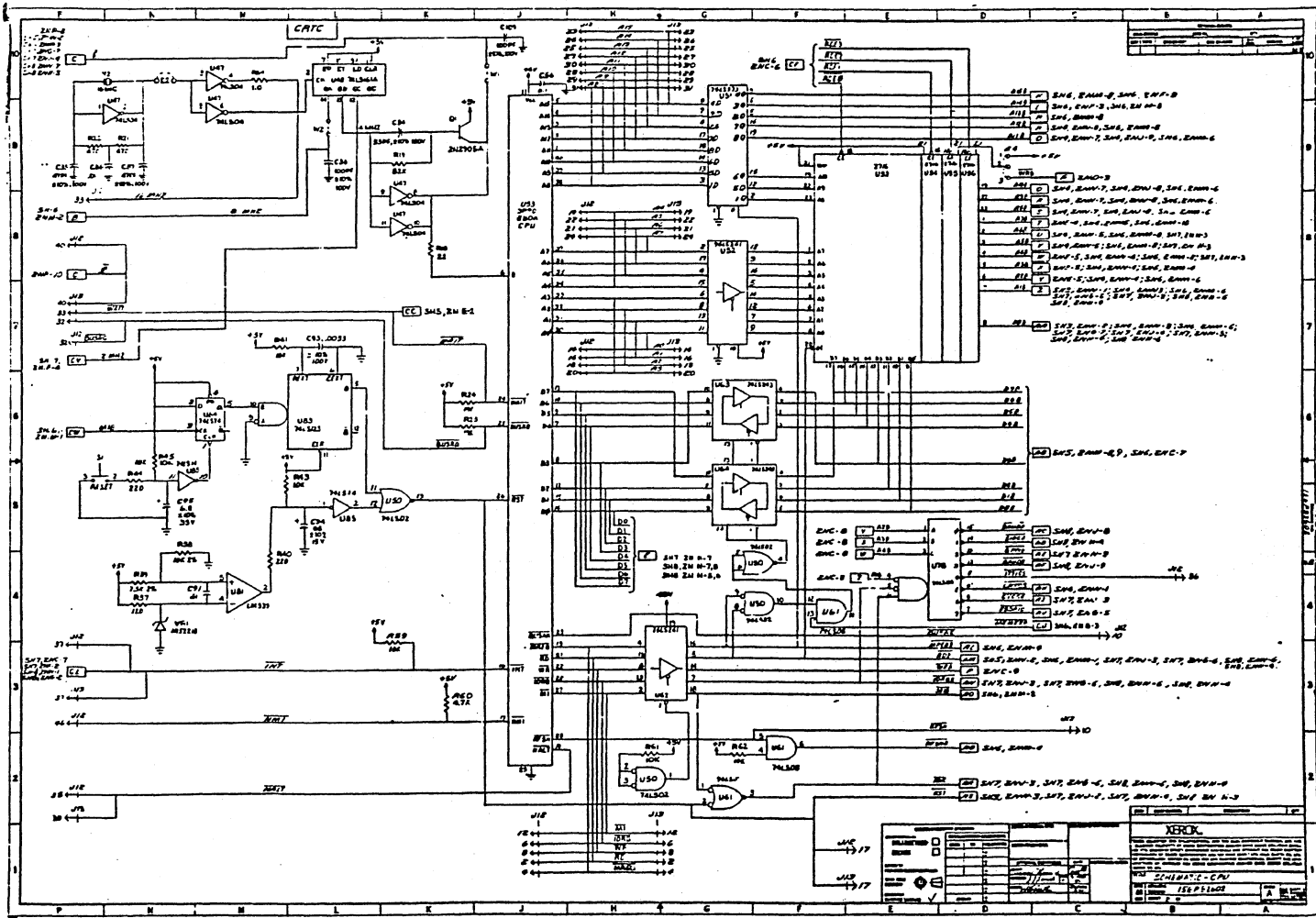
TEST POINT	LOCATION
TP1	...
TP2	...
TP3	...
TP4	...
TP5	...
TP6	...
TP7	...
TP8	...
TP9	...
TP10	...
TP11	...
TP12	...
TP13	...
TP14	...
TP15	...
TP16	...
TP17	...
TP18	...
TP19	...
TP20	...
TP21	...
TP22	...
TP23	...
TP24	...
TP25	...
TP26	...
TP27	...
TP28	...
TP29	...
TP30	...
TP31	...
TP32	...
TP33	...
TP34	...
TP35	...
TP36	...
TP37	...
TP38	...
TP39	...
TP40	...
TP41	...
TP42	...
TP43	...
TP44	...
TP45	...
TP46	...
TP47	...
TP48	...
TP49	...
TP50	...

6. (4) ATTENTION: (SEE WELD (EV),  
 7. SMALL NOTES:



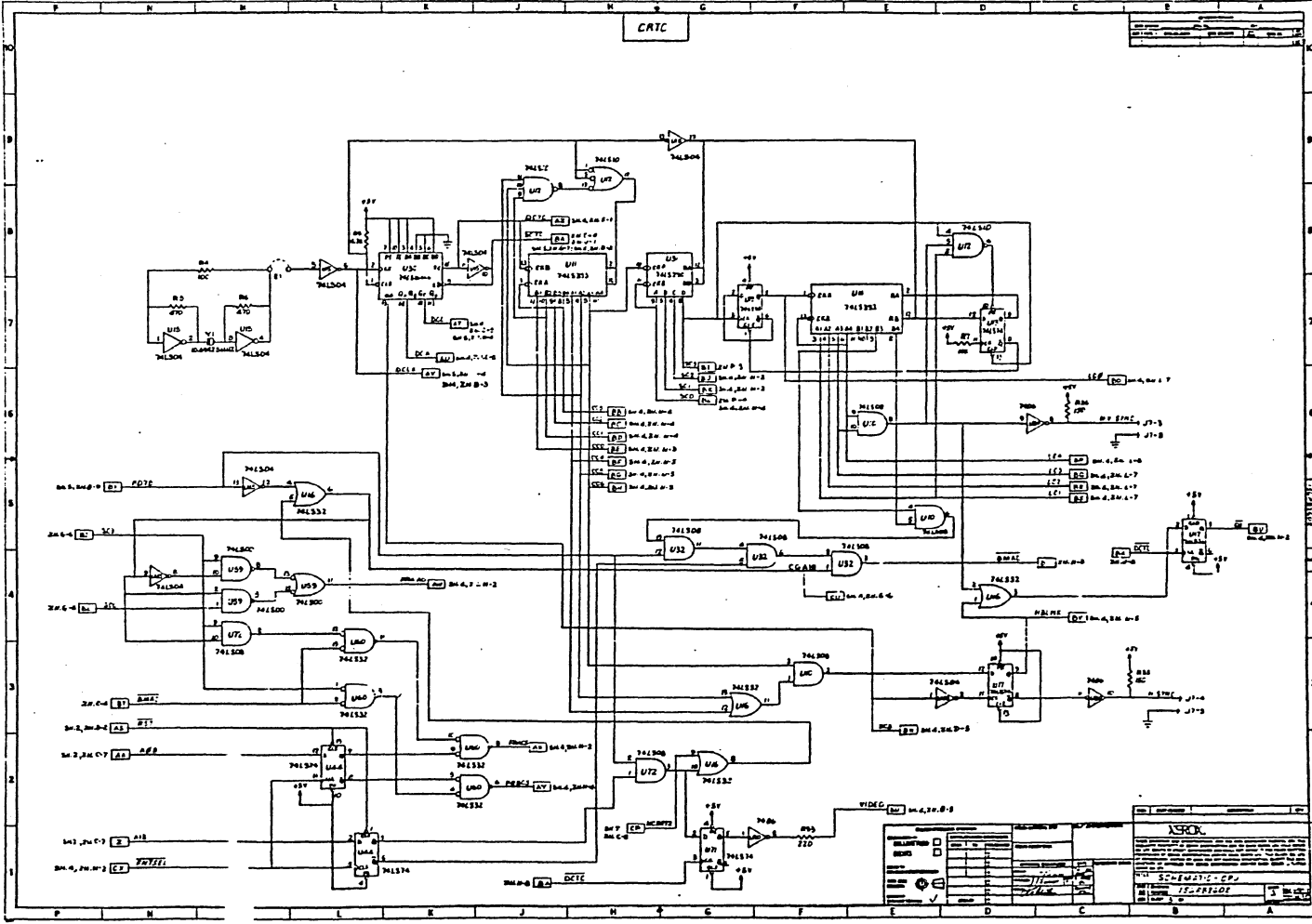
8. SCHEMATIC - 2211  
 9. PARTS LIST  
 10. REVISIONS  
 11. YIELD

REV	DESCRIPTION	DATE	BY	CHKD
1	...	...	...	...
2	...	...	...	...
3	...	...	...	...
4	...	...	...	...
5	...	...	...	...
6	...	...	...	...
7	...	...	...	...
8	...	...	...	...
9	...	...	...	...
10	...	...	...	...
11	...	...	...	...
12	...	...	...	...
13	...	...	...	...
14	...	...	...	...
15	...	...	...	...
16	...	...	...	...
17	...	...	...	...
18	...	...	...	...
19	...	...	...	...
20	...	...	...	...
21	...	...	...	...
22	...	...	...	...
23	...	...	...	...
24	...	...	...	...
25	...	...	...	...
26	...	...	...	...
27	...	...	...	...
28	...	...	...	...
29	...	...	...	...
30	...	...	...	...
31	...	...	...	...
32	...	...	...	...
33	...	...	...	...
34	...	...	...	...
35	...	...	...	...
36	...	...	...	...
37	...	...	...	...
38	...	...	...	...
39	...	...	...	...
40	...	...	...	...
41	...	...	...	...
42	...	...	...	...
43	...	...	...	...
44	...	...	...	...
45	...	...	...	...
46	...	...	...	...
47	...	...	...	...
48	...	...	...	...
49	...	...	...	...
50	...	...	...	...

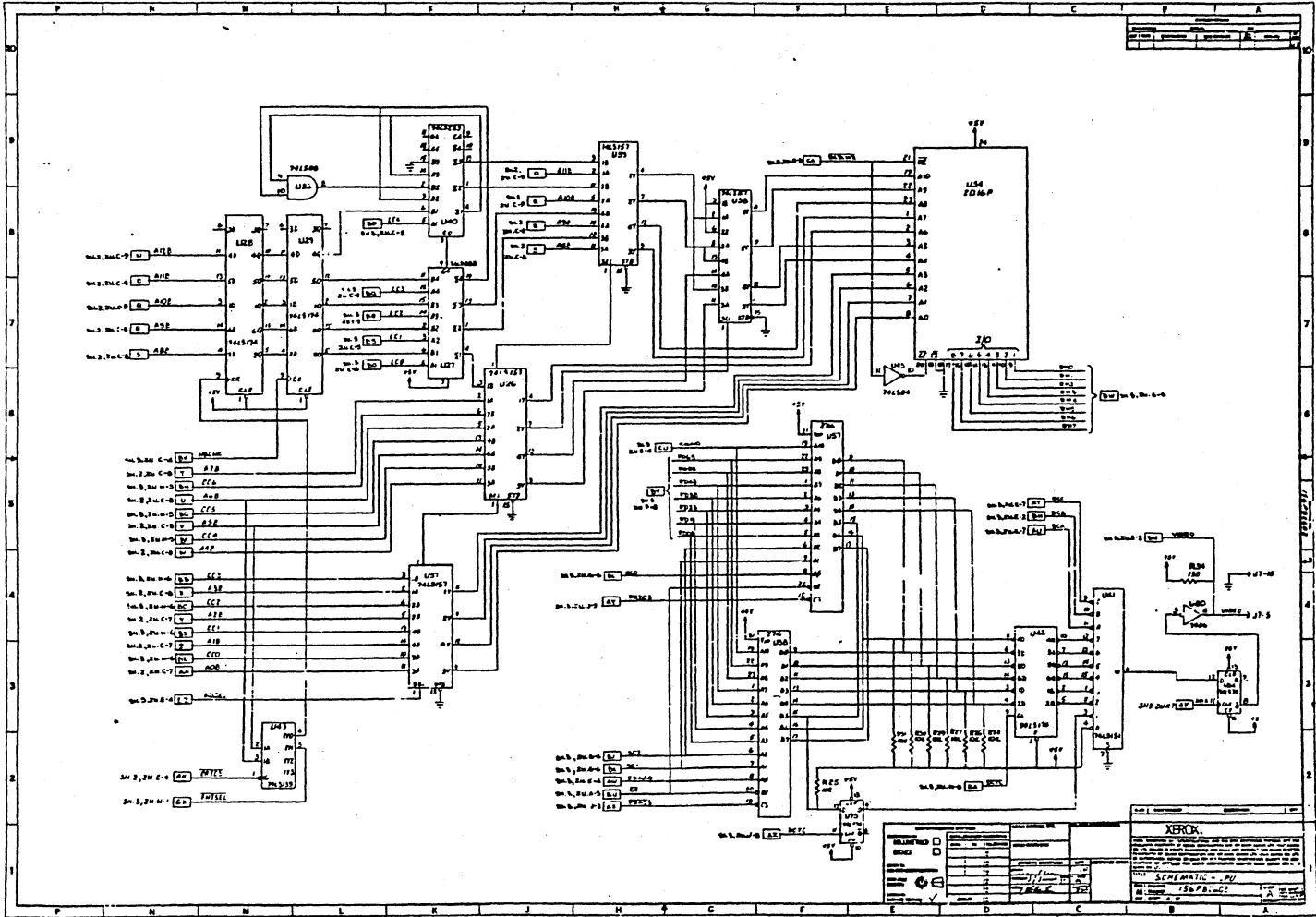


REV	DATE	BY

CATC



<input type="checkbox"/> 74150 <input type="checkbox"/> 74151 <input type="checkbox"/> 74152 <input type="checkbox"/> 74153 <input type="checkbox"/> 74154 <input type="checkbox"/> 74155 <input type="checkbox"/> 74156 <input type="checkbox"/> 74157 <input type="checkbox"/> 74158 <input type="checkbox"/> 74159 <input type="checkbox"/> 74160 <input type="checkbox"/> 74161 <input type="checkbox"/> 74162 <input type="checkbox"/> 74163 <input type="checkbox"/> 74164 <input type="checkbox"/> 74165 <input type="checkbox"/> 74166 <input type="checkbox"/> 74167 <input type="checkbox"/> 74168 <input type="checkbox"/> 74169 <input type="checkbox"/> 74170 <input type="checkbox"/> 74171 <input type="checkbox"/> 74172 <input type="checkbox"/> 74173 <input type="checkbox"/> 74174 <input type="checkbox"/> 74175 <input type="checkbox"/> 74176 <input type="checkbox"/> 74177 <input type="checkbox"/> 74178 <input type="checkbox"/> 74179 <input type="checkbox"/> 74180 <input type="checkbox"/> 74181 <input type="checkbox"/> 74182 <input type="checkbox"/> 74183 <input type="checkbox"/> 74184 <input type="checkbox"/> 74185 <input type="checkbox"/> 74186 <input type="checkbox"/> 74187 <input type="checkbox"/> 74188 <input type="checkbox"/> 74189 <input type="checkbox"/> 74190 <input type="checkbox"/> 74191 <input type="checkbox"/> 74192 <input type="checkbox"/> 74193 <input type="checkbox"/> 74194 <input type="checkbox"/> 74195 <input type="checkbox"/> 74196 <input type="checkbox"/> 74197 <input type="checkbox"/> 74198 <input type="checkbox"/> 74199 <input type="checkbox"/> 74200 <input type="checkbox"/> 74201 <input type="checkbox"/> 74202 <input type="checkbox"/> 74203 <input type="checkbox"/> 74204 <input type="checkbox"/> 74205 <input type="checkbox"/> 74206 <input type="checkbox"/> 74207 <input type="checkbox"/> 74208 <input type="checkbox"/> 74209 <input type="checkbox"/> 74210 <input type="checkbox"/> 74211 <input type="checkbox"/> 74212 <input type="checkbox"/> 74213 <input type="checkbox"/> 74214 <input type="checkbox"/> 74215 <input type="checkbox"/> 74216 <input type="checkbox"/> 74217 <input type="checkbox"/> 74218 <input type="checkbox"/> 74219 <input type="checkbox"/> 74220 <input type="checkbox"/> 74221 <input type="checkbox"/> 74222 <input type="checkbox"/> 74223 <input type="checkbox"/> 74224 <input type="checkbox"/> 74225 <input type="checkbox"/> 74226 <input type="checkbox"/> 74227 <input type="checkbox"/> 74228 <input type="checkbox"/> 74229 <input type="checkbox"/> 74230 <input type="checkbox"/> 74231 <input type="checkbox"/> 74232 <input type="checkbox"/> 74233 <input type="checkbox"/> 74234 <input type="checkbox"/> 74235 <input type="checkbox"/> 74236 <input type="checkbox"/> 74237 <input type="checkbox"/> 74238 <input type="checkbox"/> 74239 <input type="checkbox"/> 74240 <input type="checkbox"/> 74241 <input type="checkbox"/> 74242 <input type="checkbox"/> 74243 <input type="checkbox"/> 74244 <input type="checkbox"/> 74245 <input type="checkbox"/> 74246 <input type="checkbox"/> 74247 <input type="checkbox"/> 74248 <input type="checkbox"/> 74249 <input type="checkbox"/> 74250 <input type="checkbox"/> 74251 <input type="checkbox"/> 74252 <input type="checkbox"/> 74253 <input type="checkbox"/> 74254 <input type="checkbox"/> 74255 <input type="checkbox"/> 74256 <input type="checkbox"/> 74257 <input type="checkbox"/> 74258 <input type="checkbox"/> 74259 <input type="checkbox"/> 74260 <input type="checkbox"/> 74261 <input type="checkbox"/> 74262 <input type="checkbox"/> 74263 <input type="checkbox"/> 74264 <input type="checkbox"/> 74265 <input type="checkbox"/> 74266 <input type="checkbox"/> 74267 <input type="checkbox"/> 74268 <input type="checkbox"/> 74269 <input type="checkbox"/> 74270 <input type="checkbox"/> 74271 <input type="checkbox"/> 74272 <input type="checkbox"/> 74273 <input type="checkbox"/> 74274 <input type="checkbox"/> 74275 <input type="checkbox"/> 74276 <input type="checkbox"/> 74277 <input type="checkbox"/> 74278 <input type="checkbox"/> 74279 <input type="checkbox"/> 74280 <input type="checkbox"/> 74281 <input type="checkbox"/> 74282 <input type="checkbox"/> 74283 <input type="checkbox"/> 74284 <input type="checkbox"/> 74285 <input type="checkbox"/> 74286 <input type="checkbox"/> 74287 <input type="checkbox"/> 74288 <input type="checkbox"/> 74289 <input type="checkbox"/> 74290 <input type="checkbox"/> 74291 <input type="checkbox"/> 74292 <input type="checkbox"/> 74293 <input type="checkbox"/> 74294 <input type="checkbox"/> 74295 <input type="checkbox"/> 74296 <input type="checkbox"/> 74297 <input type="checkbox"/> 74298 <input type="checkbox"/> 74299 <input type="checkbox"/> 74300	<b>NSOR</b> 54-12525-C-CP 17-178101 17-178102
--	--



XEROX		
DATE	1978-08-02	
BY	156 PB-CC2	
REV	1	
APP'D		
CHECKED		
DESIGNED		
TESTED		
ASSEMBLED		
REWORKED		
REVISIONS		
NO.	DATE	DESCRIPTION
1		
2		
3		
4		
5		
6		
7		
8		
9		
10		
11		
12		
13		
14		
15		
16		
17		
18		
19		
20		
21		
22		
23		
24		
25		
26		
27		
28		
29		
30		
31		
32		
33		
34		
35		
36		
37		
38		
39		
40		
41		
42		
43		
44		
45		
46		
47		
48		
49		
50		
51		
52		
53		
54		
55		
56		
57		
58		
59		
60		
61		
62		
63		
64		
65		
66		
67		
68		
69		
70		
71		
72		
73		
74		
75		
76		
77		
78		
79		
80		
81		
82		
83		
84		
85		
86		
87		
88		
89		
90		
91		
92		
93		
94		
95		
96		
97		
98		
99		
100		

## Specifications

<b>Print Speed:</b>	Up to 40 characters per second with metalized printwheels.
<b>Character Set:</b>	88, 92, or 96 printable characters per printwheel. Switch-selectable program support for APL and all English language printwheels.
<b>Printwheels:</b>	88, 92, 96 character Xerox - Metal 96 character Diablo - Plastic
<b>Character Spacing:</b>	10-pitch = 10 characters/inch (3.94 ch/cm) 12-pitch = 12 characters/inch (4.72 ch/cm) 15-pitch = 15 characters/inch (5.91 ch/cm) Proportional Space (PS) - see HMI, page 241.
<b>Column Spacing:</b>	1/120 inch (.21mm) minimum.
<b>Print Line:</b>	13.2 inches (335.3mm) 132 columns 10-pitch 158 columns 12-pitch 198 columns 15-pitch
<b>Print Buffer:</b>	2688 bytes.
<b>Paper Width:</b>	16.53 inches (419.9mm) maximum - friction feed without Top Paper Out switch. 16.00 inches (406.4mm) maximum - friction feed with Top Paper Out switch. 15.25 inches (387.4mm) maximum - full width with optional forms tractor (14.75 inches/-374.7mm between holes). 3.25 inches (82.55mm) minimum with forms tractor (2.75 inches/69.85mm between holes).
<b>Carriage Speed:</b>	400 msec maximum for 13.1 inches (332.77mm) of motion.
<b>Tabulation:</b>	Left or right.
<b>Line Spacing:</b>	1/48 inch (.53mm) minimum.
<b>Paper Feed:</b>	Bidirectional, except with unidirectional forms tractor and unidirectional pin feed platen.

**Paper Feed Speed:** 4 inches (101.6mm) per second plus 40 msec (typical) settling delay time.

**Paper Thickness:** .000 - .010 inch (.254mm) at low setting (1-3 part forms)  
.010 - .027 inch (.254 - .686mm) at high setting (4-6 part forms).

**Sensors:** End of ribbon, paper out, and cover open.

**Other Features:** Self test; host program control through escape sequences; data receive/transmit speed selection.

**Power Requirements:** Strappable for operation from nominal 100, 120, 220, or 240 volt (+ 10%/-15%) AC inputs, 49-61 Hz. 350W maximum power consumption. Factory preset for 120 VAC. Check your printer's serial plate for proper input power.

#### **Cabling Requirements**

A standard RS-232-C interface cable is required for connection between the screen and the printer. This cable must be equipped with DB-25P connectors with the following pins connected:

<b>PIN NO.</b>	<b>CCITT DESIG.</b>	<b>TELCO DESIG.</b>	<b>DESCRIPTION</b>
1	101	AA	Protective Ground
2	103	BA	Transmitted Data
3	104	BB	Received Data
4	105	CA	Request To Send
6	107	CC	Data Set Ready *
7	102	AB	Signal Ground
20	108	CD	Data terminal Ready

\* Pin 6 must be HI to receive or transmit data.



## 1.0 INTRODUCTION

The SA1403D Controller consists of a microprocessor based controller with on-board data separator logic and is able to control a maximum of four drives. The drives can be any combination of Shugart SA1000 fixed disk drives, SA800 floppy disk drives, or SA850 floppy disk drives. The floppy disk track formats are compatible with IBM 1D/2D track formats. The SA1403D can be mounted on the SA1000 drive.

Commands are issued to the controller over a bidirectional bus connected to the host computer. The data separator/"serdes" logic serializes bytes and converts to FM/MFM data, and deserializes FM/MFM data into 8-bit bytes.

Due to the microprogrammed approach utilized in the controller, limited diagnostic capabilities are implemented. This methodology increases fault isolation efficiency and reduces system down time. Error detection and correction will tolerate media imperfections up to 4-bit burst errors.

NOTE: This device utilizes negative logic (i.e., 0V = logical 1)

## 1.1 SA1403D CONTROLLER FEATURES

OVERLAPPED SEEK	In multiple drive configurations the host can issue seeks to different drives without waiting for the first drive to complete its seek.
AUTOMATIC SEEK AND VERIFY	A seek command is implied in every data transfer command (READ, WRITE CHECK, etc.). If the heads are not positioned over the correct cylinder, a seek is initiated and a cylinder verification is performed after the seek completes.
FAULT DETECTION	Three classes of fault detection are provided for fault diagnosis: 1) Disk related faults. 2) Controller related faults. 3) Host command or I/O timing faults. Fault detection is available from the interface as a status message and is also visibly displayed on a row of status LED's on the controller PCB.
AUTOMATIC HEAD AND CYLINDER SWITCHING	If during a multi-block data transfer the end of a track is reached, the controller automatically switches to the next track. If the end of a cylinder is reached, the controller issues a seek and resumes the transfer.
DATA ERROR SENSING AND CORRECTION	If a data error is detected during a disk data transfer, the controller indicates whether or not it is correctable. If correctable, it can be automatically corrected. (This applies to the SA1000 only. CRC error detection is used on floppy disc drives.)
LOGICAL TO PHYSICAL DRIVE CORRELATION	Logic2. Unit Number (LUN's) are independent of physical port numbers. All accesses specify LUN's.
ON BOARD SECTOR BUFFER	A sector buffer is provided on the controller to eliminate the possibility of data overruns during a data transfer.
EFFICIENT HOST INTERFACE PROTOCOL	A bidirectional bus between the controller and host provides a simple, yet efficient communication path. In addition, a high level command set permits effective command initiation.
SECTOR INTERLEAVE	Sector interleaving is programmable with up to a 16 way interleave.
ODD PARITY	The 8 data bits on the interface bus can have odd parity. Depending on user preference, parity can be disabled.
FIXED SECTOR SIZE	The sector size is fixed at 256 bytes of data for the SA1000.

**NUMBER OF DRIVES**

The controller will connect to a maximum of four (4) drives. The drives can be any combination of SA1000's and/or SA850's and/or SA800's

**1.1.1 OPTIONAL FEATURES**

**MICRO DIAGNOSTICS**

A set of diagnostic PROM's are available to allow stand alone diagnostic testing of both drive and controller. Reference Appendix A.

**1.1.2 SYSTEM CONFIGURATION**

The controller and data separator comprise a single PCB that can be mounted onto the SA1000 drive. A maximum of four (4) drives may be connected as shown in Figure 2.

**1.2 TRACK FORMATS AND CAPACITY**

- A) 32 sectors of 256 bytes per sector (SA1000only).
- C) 26 sectors of 256 bytes per sector (Floppy only).
- D) 26 sectors of 128 bytes per sector (Floppy only.)

**IBM 1D/2D TRACK FORMAT**

Track format for Floppy Disk drives can be selected under program control in real time. The track formats are:

- 1) Single density, single sided
- 2) Single density, double sided
- 3) Double density, single sided
- 4) Double density, double sided

	26 SECTOR	32 SECTOR
SA800	2001	N/A
SA850	4003	N/A
SA1002	N/A	16383
SA1004	N/A	32767

**TABLE I.**

Format/Capacity Relationship  
Maximum Logical Sector Address Shown

**2.0 SPECIFICATION SUMMARY**

**2.1 ENVIRONMENTAL LIMITS**

	Operating	Storage
Temperature F/C	32°/0° to 131°/55°	-40°/-40° to 167°/75°
Max. Wet Bulb	85°F	non condensing
Relative Humidity	10% to 95%	10% to 95%
Altitude	Sea level to 10,000 ft	Sea level to 15,000 ft

## 2.2 POWER REQUIREMENTS

Three power supply voltages are required for the SA1400 series controllers. The maximum current requirements are as follows:

- + 5VDC  $\pm$  5% at 4.6 Amps
- 5VDC  $\pm$  5% at 0.5 Amps
- + 24VDC  $\pm$  10% at 0.1 Amps

Power is applied to the SA1400 series controller via J10 which is a 6 pin AMP Mate-N-Lok connector (P/N 1-380999-0) mounted on the component side of the board. The recommended mating connector, P10, is an AMP P/N 1-480270-0 utilizing AMP pins P/N 60619-1. The J10 pins are labeled on the connector. Figure 1 shows the pin assignments.

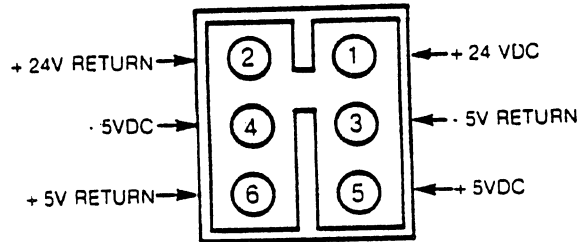


FIGURE 1. J10 DC POWER CONNECTOR

## 2.3 PHYSICAL PARAMETERS

Length:	13.7 inches (34.8cm) $\pm$ .030" (.076 cm)
Width:	8.25 inches (21 cm) $\pm$ .010" (.025 cm)
Height:	0.5 inches (1.3cm) $\pm$ .030" (.076 cm)
Weight:	1.12 lbs (0.5Kg) $\pm$ .010 lbs (0.25 g)

## 3.0 SA1403D DISK DRIVE INTERFACE

Shugart SA1000 and SA800/850 disk drives are interfaced to the controller via J1, J2, J3, J4 and J5. Refer to Figure 2 for connection block diagram.

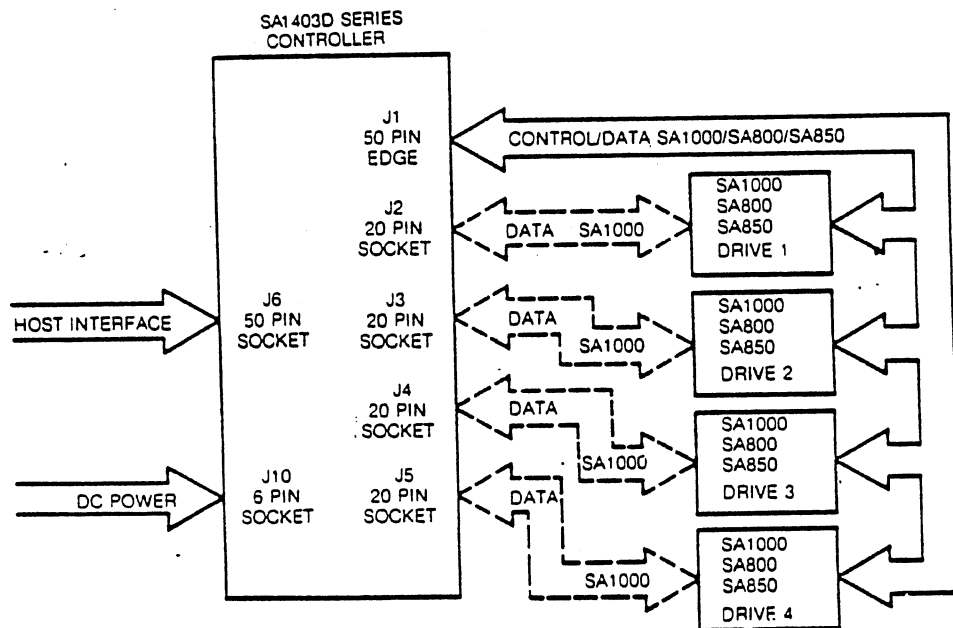


FIGURE 2. SA1403D INTERCONNECT DIAGRAM

NOTE: The last physical device on the control cable (drive to be terminated) must be an SA1000.

J1 is a 50 pin edge type connector which connects all drives in a daisy chain configuration. This connector carries control and data information for the floppy disk drives and control information only for the SA1000 disk drive. Maximum cable length should not exceed 20 feet (6 meters).

The recommended mating connector for J1 is a 3M Scotchflex ribbon connector P/N 3415-0001.

J2 through J5 are 20 pin socket type connectors used to radially connect the SA1000 data lines to the controller. Maximum cable length should not exceed 20 feet (6 meters).

The recommended mating connector for J2 through J5 is a 3M Scotchflex P/N 3421-3000. Figure 3 shows the pinouts for J1 and J2 through J5.

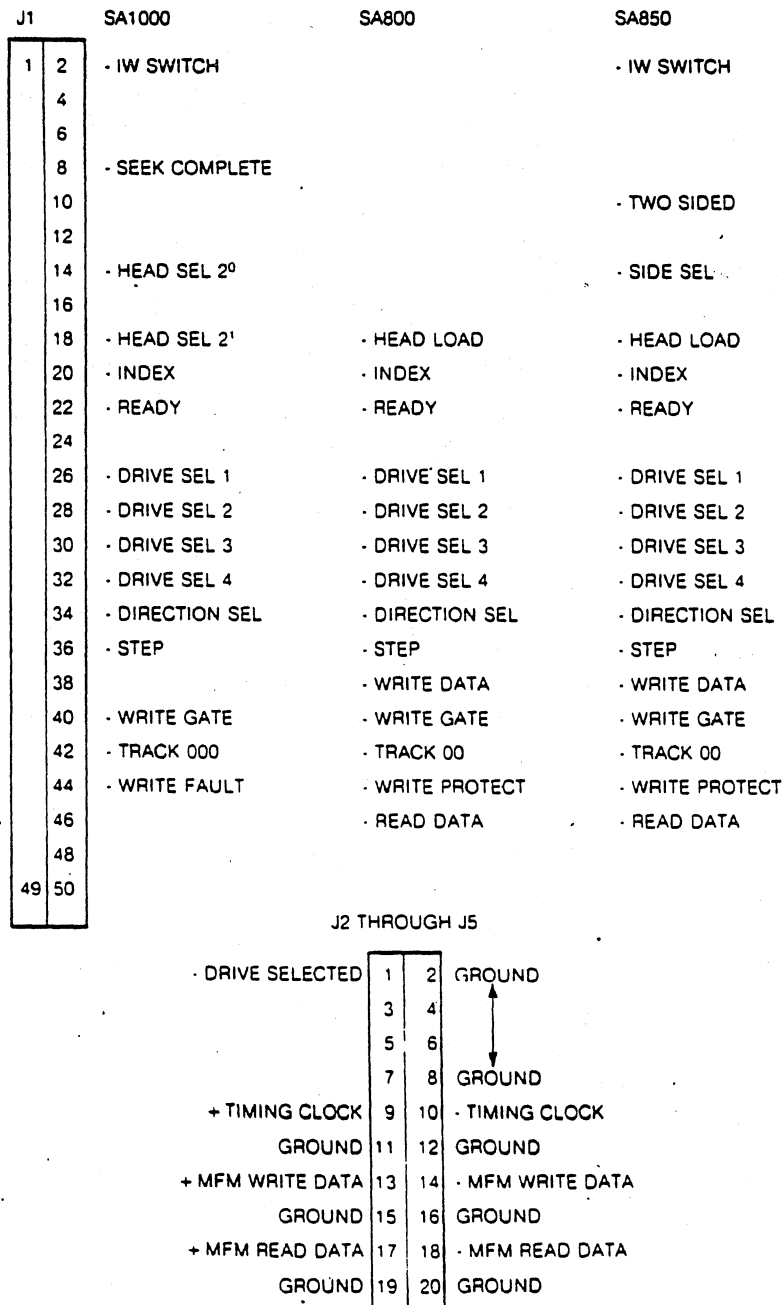


FIGURE 3. SA1403D DRIVE CONNECTOR PINOUTS

### 3.1 CABLE TERMINATION

The last physical drive at the end of J1 (50 pin) cable must be properly terminated. Termination networks are provided on the drives (refer to SA1000, SA800 or SA850 OEM manuals for location of termination networks). Termination networks must be removed from all drives except the last drive on the cable to avoid multiple termination.

NOTE: If a combination of fixed and floppy drive are used, the last drive at the end of the control cable must be an SA1000.

### 4.0 HOST CPU INTERFACE

The SA1400 series controller interface is a general purpose 8 bit parallel DMA.

The Host CPU is interfaced to the controller via connector J6, J6 is a 50 pin socket type connector. The recommended mating connector for J6 is a 3M Scotchflex ribbon connector P/N 3425-3000. The J6 interface cable should not exceed 20 feet (6 meters).

#### 4.1 HOST CPU ELECTRICAL INTERFACE

All Host CPU interface signals are negative true. The signals are "Asserted" at 0 VDC to 0.4 VDC. The signals are "Deasserted" or inactive at 2.5 VDC to 5.25 VDC.

##### 4.1.1 HOST CPU INTERFACE TERMINATION

All Host CPU interface timing lines are terminated with a 220/330 ohm network. The Host CPU adaptor should be terminated in a similar fashion (see Figure 4).

The devices driving the controller inputs should be open collector devices capable of sinking at least 48 milliamps to a voltage level of less than 0.5 VDC (7438 or equivalent).

The devices receiving the controller outputs should be of the SCHMITT trigger type to improve the noise margin (74LS240, 74LS14, or equivalent). The Host adaptor should not load the bus with more than 1 standard TTL input load per line.

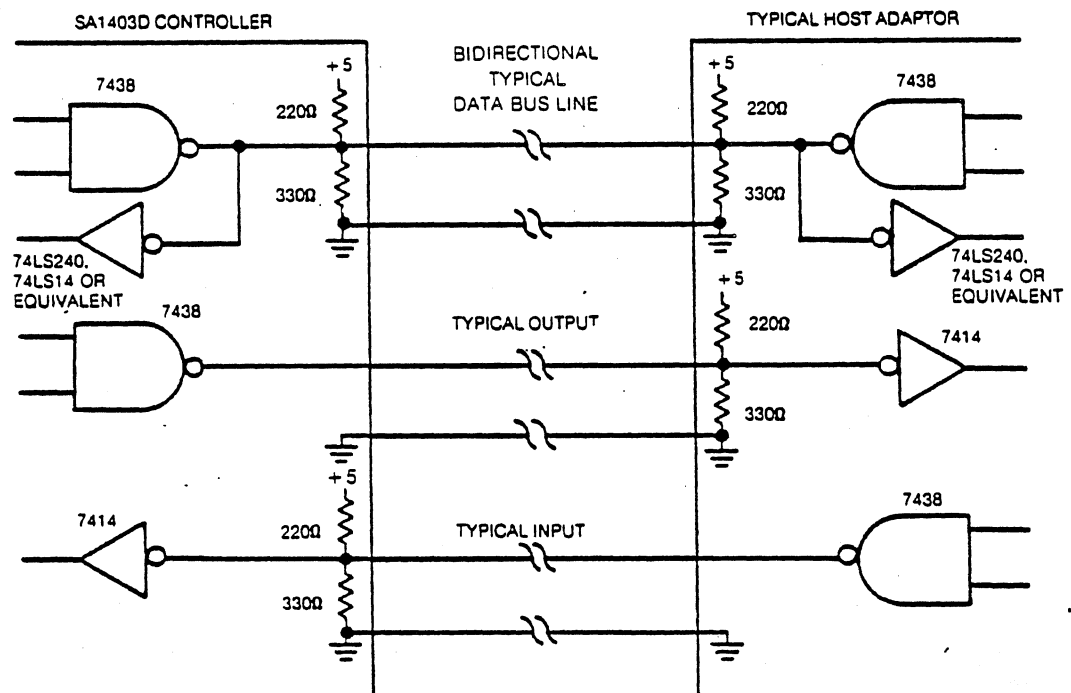
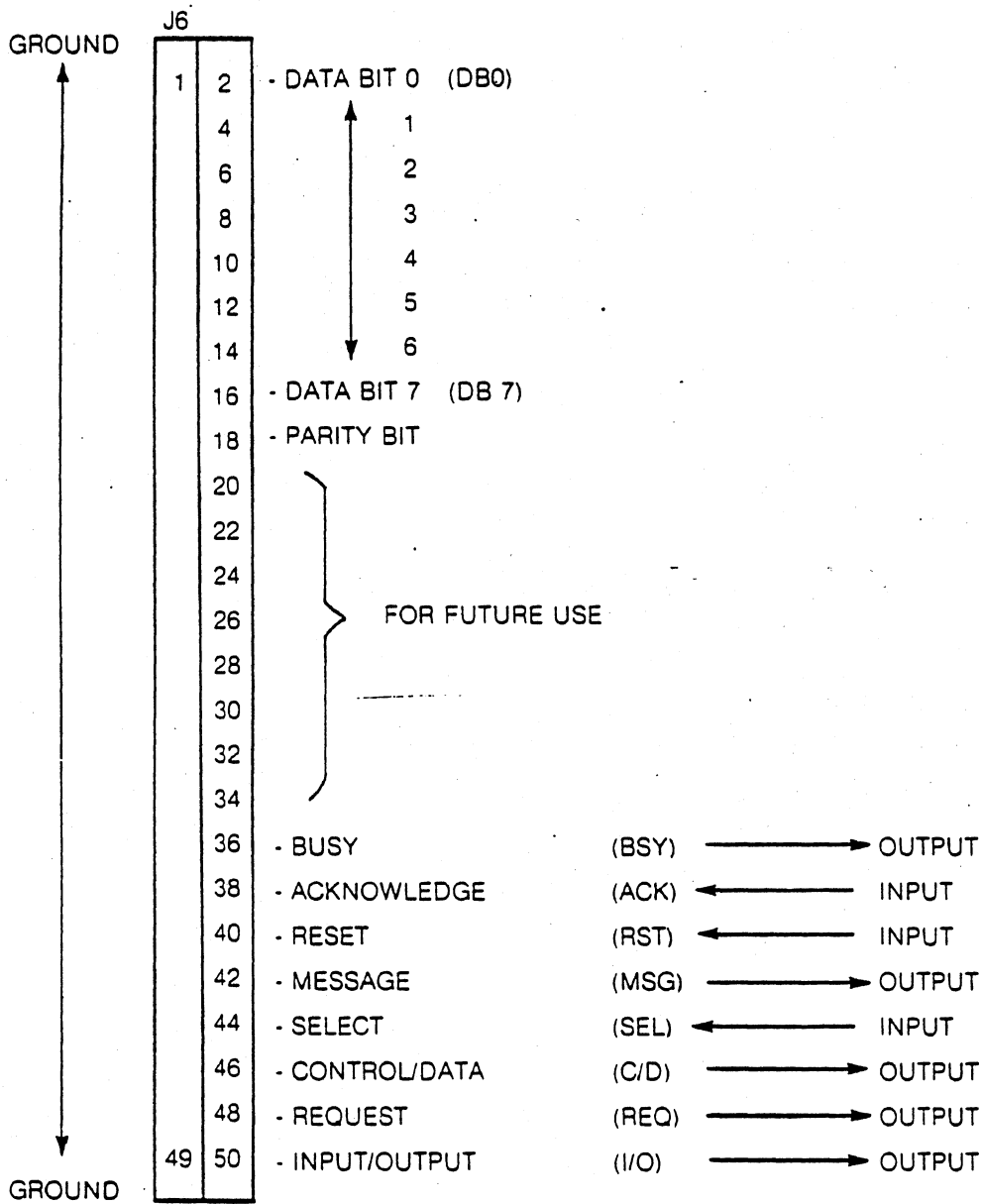


FIGURE 4. HOST ADAPTOR BUS TERMINATION

### 4.1.2 HOST CPU SIGNAL INTERFACE

The Host CPU signals are interfaced via J6. See figure 5 for J6 pinouts.



NOTE: ALL SIGNALS ARE TTL NEGATIVE TRUE

FIGURE 5. J6 HOST INTERFACE CONNECTOR PINOUT

## 4.2 SA1403D HOST BUS

### 4.2.1 THEORY OF OPERATIONS

Disk commands are issued to the SA1403D via the host bus following a defined protocol. The host initiates a command sequence by selecting the controller on the bus. If the controller is not busy, it requests command bytes from the host for task execution. (Command structure is described in 4.5). Depending on the type of command, the controller will request either 6 or 10 bytes. Upon reception of the last command byte, the controller begins execution of the command.

For the data transfer commands, a check is performed on the disk address and status flagged if it exceeds the drive limits. The data is stored in a sector buffer before transfer to the host or disk drive. This buffer eliminates any possibility of data overruns between the host and the disk.

Upon completion of the command, the controller will send completion status to the host. Further delineation of the completion status may be requested by issuing the appropriate sense commands.

Odd parity is generated by the SA1403D for all information that it puts on the I/O bus. If enabled, the SA1403D checks all information that it receives for odd parity.

### 4.3 SIGNAL DEFINITION

#### Unidirectional Signals Driven By Controller

- I/O**      **Input/Output.** When asserted, the data on the bus is driven by the controller; when deasserted, the data on the bus is driven by the host adaptor. The host adaptor will use this line to enable its drivers onto the data bus.
- C/D**      **Control/Data.** When asserted the data transmitted across the bus will be the command or status bytes; when deasserted the data will be the disk data bytes.
- BUSY**     This bit is asserted as a response to the SEL line from the host adaptor and to indicate that the host bus is currently in use.
- MSG**      **Message.** When asserted indicates that the command is completed and status has been transferred. The assertion of this bit is always followed with the assertion of I/O, and the assertion of REQ, to cause a message byte transfer.
- REQ**      **Request.** This bit operates in conjunction with I/O, C/D, & MSG. When asserted and I/O is asserted, REQ will mean that the data on the host bus is driven by the controller. When asserted and I/O is deasserted, REQ will mean that the data is driven by the host adaptor (H/A).

I/O	C/D	MSG	Meaning
d	a	d	Get command from H/A
d	d	d	Get data from H/A
a	d	d	Send data to H/A
a	a	d	Send status byte to H/A
a	a	a	Command done to H/A

TABLE 2.

a = asserted, d = deasserted, H/A = host adaptor

### 4.4 UNIDIRECTIONAL SIGNALS DRIVEN BY HOST ADAPTOR

- ACK**      **Acknowledge.** This bit is asserted as a response to REQ from the controller. The timing requirements on this signal with respect to the data is described in REQuest section. ACK must be returned for each REQ assertion

**RST**      **Reset.** Assertion by the Host causes the controller to cease all operations and return to an idle condition. This signal is normally used during a power up sequence. A reset during a write operation would cause incorrect data to be written on the selected disk. The controller may take a maximum of 2 seconds to respond to the select sequence following deassertion of the RESET line.

**SEL**      **Select.** When asserted indicates the beginning of the command transaction. The H/A asserts SEL to gain the attention of the controller. Data bit zero on the host bus must also be asserted during SEL time to select the controller address. The controller will return BUSY within approximately 1 $\mu$ s.

#### **4.4.1 DATA BUS BITS 0-7 (DB)**

These bidirectional data lines are used to transfer 8 bit parallel data to/from the Host adaptor. Bit 7 is most significant bit. NOTE: All I/F lines utilize negative logic.

#### **4.4.2 PARITY BIT**

This bit is asserted to maintain odd parity on all data and status information transferred to the Host. If enabled, the controller will test for odd parity on all command and data information transferred to the controller (see section 9.1).

### **4.5 HOST INTERFACE PROTOCOL**

There are 4 sequences required to initiate and complete a command to the SA1403D series controller:

- 1) Controller Selection Sequence
- 2) Command Transfer Sequence
- 3) Data Transfer Sequence
- 4) Status and Message Transfer Sequence

#### **4.5.1 CONTROLLER SELECTION SEQUENCE**

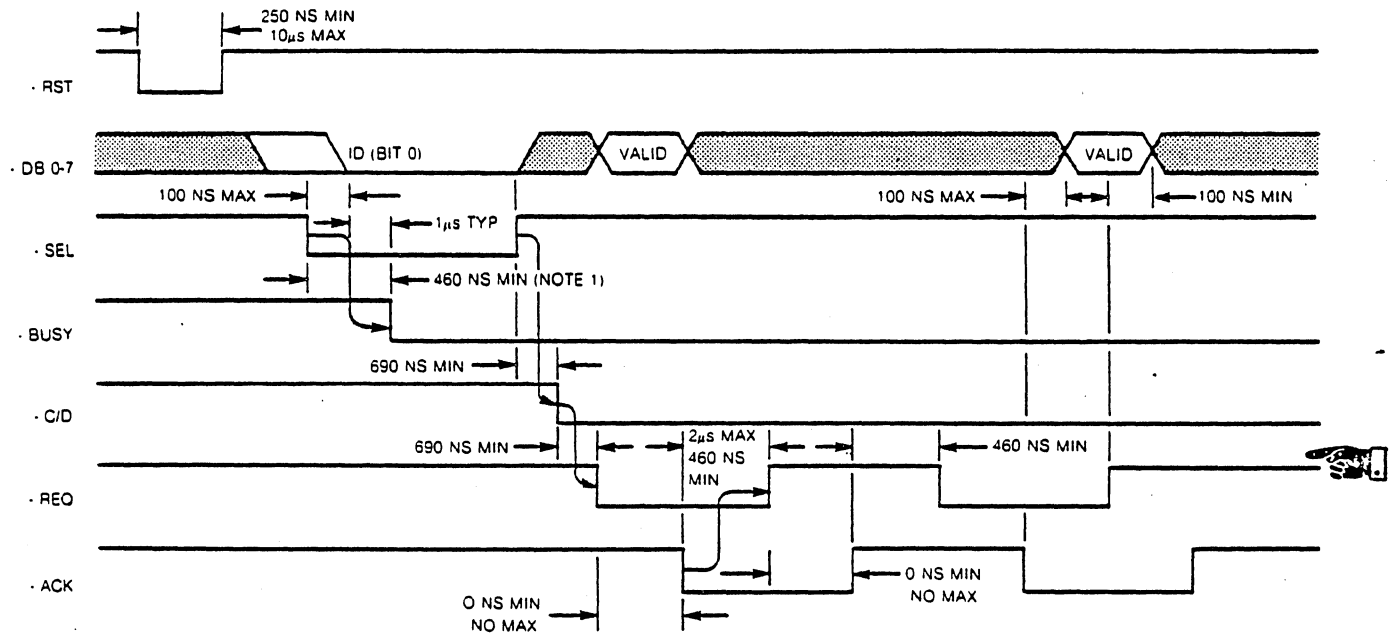
In order to gain the attention of the controller it is necessary to perform a selection sequence. Refer also to Figure 6.

The Host must first test BSY to determine if the controller is available. If BSY is deasserted, the Host will assert data bit 0 (controller ID) and then assert SEL. The controller will then respond by asserting BSY. At this point the Host must deassert SEL and data bit 0. I/O will remain deasserted throughout the selection sequence.

#### **4.5.2 COMMAND TRANSFER SEQUENCE**

Following the selection sequence the controller will assert REQ (see Figure 6). The Host will then place the first byte of the command descriptor block (see section 5.0) on the data bus. The Host will then assert ACK (if ACK is not asserted within 256 microseconds after the assertion of REQ, the controller will abort the command transfer sequence and attempt to transfer a status byte). The controller will respond by reading the byte on the data bus and then deasserting REQ. The Host then must deassert ACK to begin the next REQ/ACK handshake. This handshake must be completed to assure that all command and data bytes are transferred.





NOTE 1 - 2 SEC IMMEDIATELY AFTER RESET

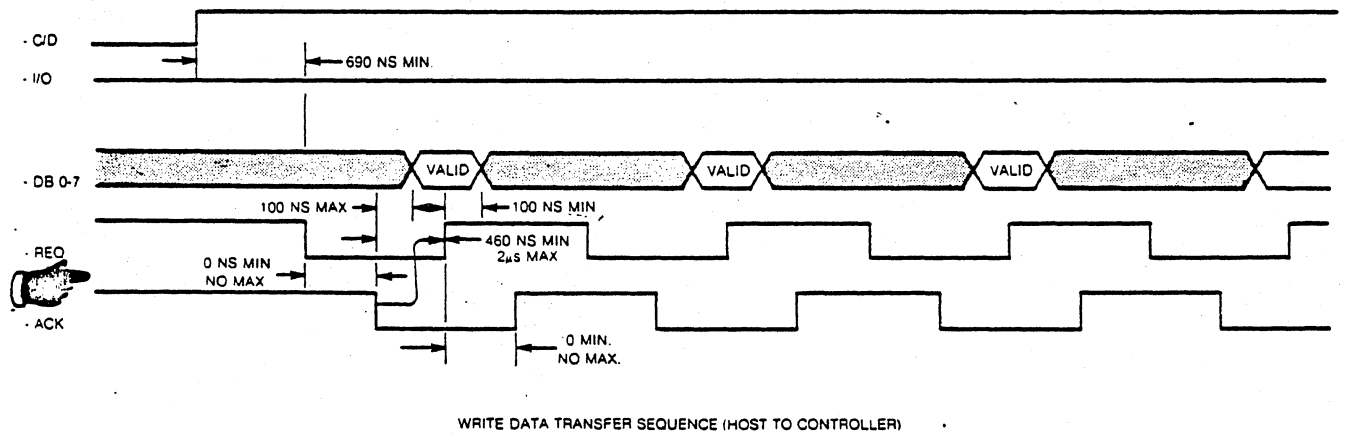
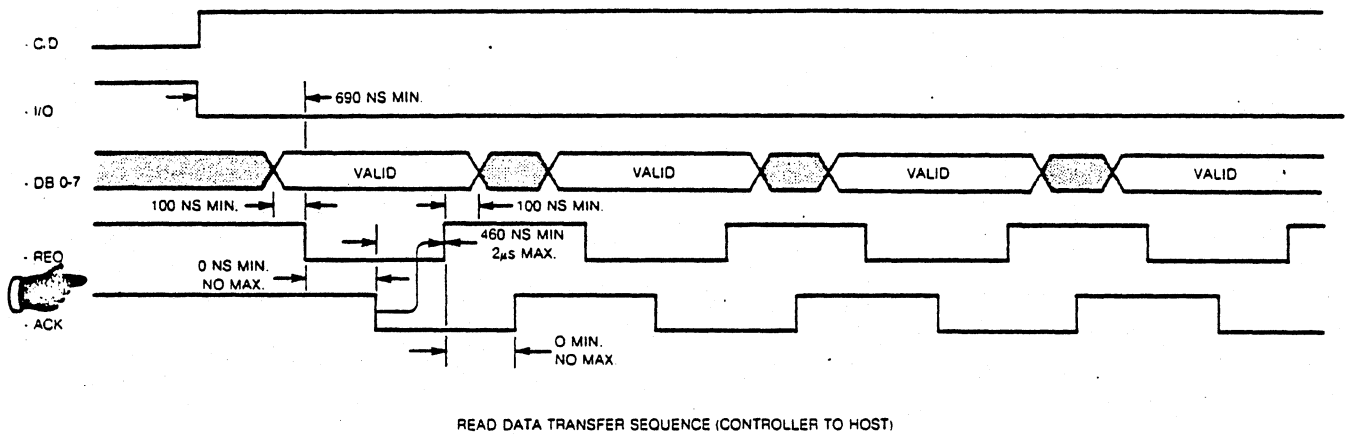
FIGURE 6. SELECT SEQUENCE TIMING

### 4.5.3 DATA TRANSFER SEQUENCE

Following the command transfer sequence, the controller will respond on one of four ways:

- 1) Begin seeking the drive.
- 2) Begin accepting write data from the Host.
- 3) Begin transferring read data to the Host.
- 4) Return status to the Host.

If the command sent to the controller involves a data transfer (see Figure 7), the controller will deassert the C/D line to indicate a data transfer. If the data transfer is from the Host to the controller (write data) the I/O line will be deasserted. If the data transfer is from the controller to the Host (read data) the I/O line will be asserted. The controller will then set the REQ line to request a byte transfer. The Host will respond by transferring a byte across the data bus and then asserting ACK (if ACK is not asserted within 256 microseconds after the assertion of REQ, the controller will abort the data transfer sequence and attempt to transfer a status byte - see section 4.5.4). The Host will then deassert ACK and wait for the next assertion of REQ. This handshake continues until all data has been transferred



**FIGURE 7. DATA TRANSFER SEQUENCE TIMING**

#### 4.5.4 STATUS AND MESSAGE TRANSFER SEQUENCE

Following a command transfer or data transfer, the controller will initiate a status byte and completion message transfer.

When a status byte transfer is required, the controller will assert C/D and I/O (see Figure 8). The controller will then assert REQ. The Host must then read the status byte on the data bus and then assert ACK (if ACK is not asserted within 256 microseconds after the assertion of REQ, REQ will be deasserted. REQ will then be asserted again). The controller will then deassert REQ. The host will then deassert ACK.

Following the status byte transfer, a completion message byte of all zero's will be transferred to indicate operation complete. The controller will assert the MSG line (along with I/O and C/D) and then assert REQ. The Host may read the completion message byte on the data bus and assert ACK (if ACK is not asserted within 256 microseconds, the controller will deassert the MSG line and attempt to transfer a status byte). The controller will respond by deasserting REQ. The Host will then deassert ACK. At this point BSY and all other controller I/O lines will be deasserted and the controller will return to an IDLE LOOP awaiting the next selection sequence.

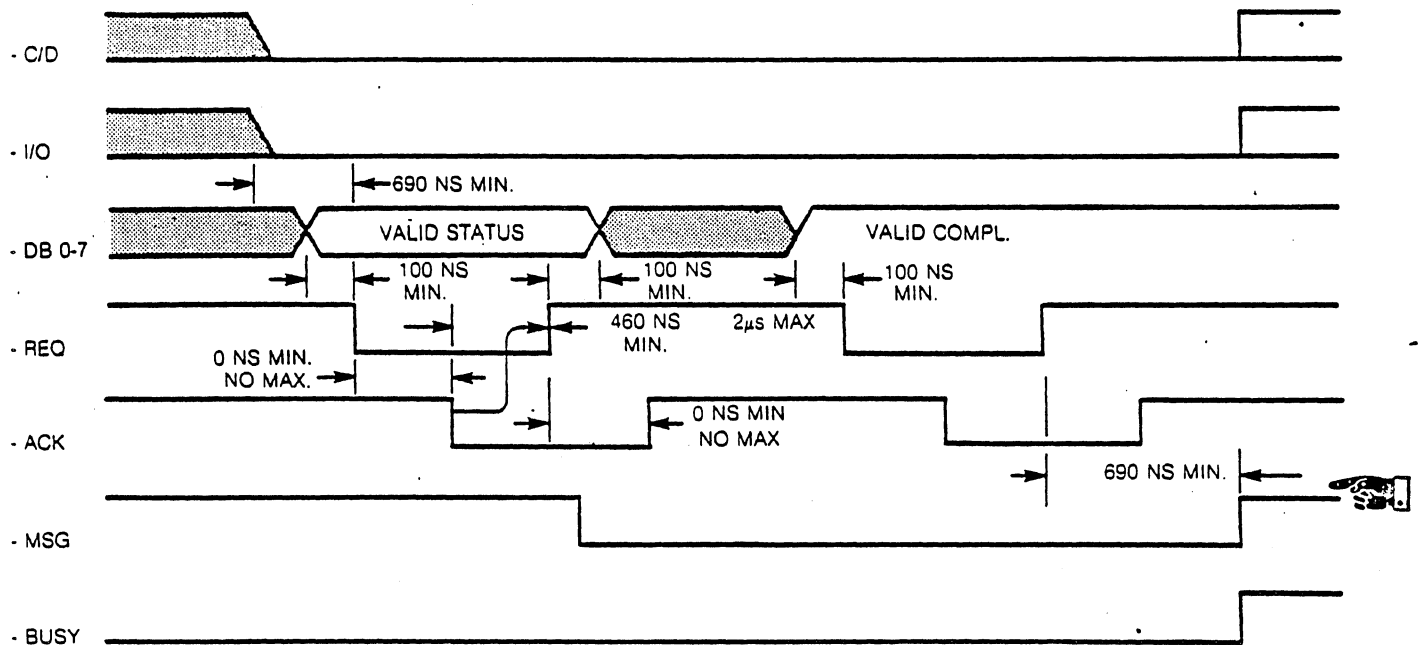


FIGURE 8. STATUS AND COMPLETION SEQUENCE TIMING

## 5.0 CONTROLLER COMMAND DESCRIPTOR BLOCK

Following the controller selection sequence the controller will request a command descriptor block (CDB) which, depending on the class of command, may be either 6 or 10 bytes in length. The first byte of the CDB contains the command class and the command operation code. The remaining bytes specify the drive logical unit number (LUN), logical sector address, number of sectors to be transferred or a destination device (Copy Command), and a control field byte.

Commands are categorized into four classes as indicated:

- Class 0 - Utility, Data Transfer and Status Commands
- Class 1 - Disk Copy Commands
- Class 2-5,7 - Reserved
- Class 6 - Floppy Disk Track Format Selection

The command descriptor blocks in Command Class 0 and 6 are 6 bytes long, and those in Class 1 are 10 bytes long.

The controller will check all incoming command descriptor blocks for validity and will also check (if enabled) all CDB's and data for odd parity (see section 9.1). A parity error will cause an immediate halt of the command or data transfer. This will not cause incorrect data to be written because the write does not occur until the sector buffer has been filled. An error in the command structure will cause a status byte transfer to occur upon completion of the CDB transfer.

## 5.1 COMMAND DESCRIPTION (CLASS 0)

**\*\*WARNING!\*\***

Commands READ and WRITE require that the floppy diskette used be formatted. If unformatted, the controller will appear to "hang" - i.e., continue waiting for a data address mark. (Reset to clear this condition if it should occur).

Opcode (Hex)	Description
00	Test drive ready - Selects the drive and verifies drive ready. The ready condition is indicated by the status byte. A not-ready drive will cause bit 1 of the status byte to be set.
01	Recalibrate. Positions the R/W of selected drive arm to Track 00, clears error status in the drive.
02	Request Syndrome - returns two bytes of error offset and syndrom to the Host System for Host error correction capability (see Table 3). The first byte is offset in the data field of the error location. The most significant 3 bits of the second byte point to the beginning of the error location. The least significant 4 bits of the second byte are the syndrome which is a data correction mark to be exclusive or'ed with the faulty data. This command is only valid if the automatic data correction has been disabled.

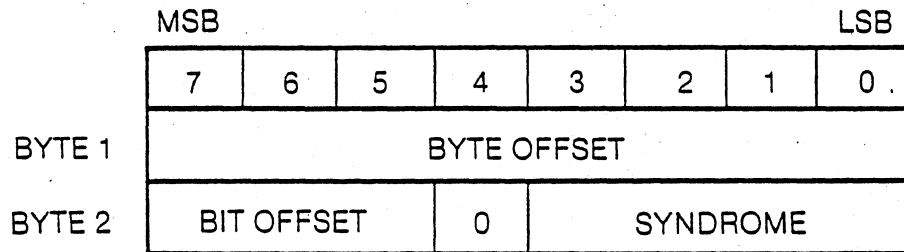


TABLE 3

03	Request Sense. This command must be issued immediately after an error. It returns 4 bytes of drive and controller sense for the specified LUN. (See copy block for exception)
04	Format Drive. Formats all blocks with ID field set according to interleave code. The data field contains E5 Hex.
05	Spare.
06	Format Track. *Formats the specified track with bad block flag cleared in all blocks of that track. Writes E5 Hex in the data fields.
07	Format Bad Track *(bad block flag). Formats the specified track with bad block flag set in the ID fields (bit 7 of the Head Address byte set). Writes E5 Hex in the data fields.
08	Read. Reads the specified number of blocks starting from initial block address given in the CDB. (See Warning above!)
09	Reserved.
0A	Write. Writes the specified number of blocks starting from initial block address given in the CDB. (See Warning above!)
0B	Seek. Initiates seek to specified block and immediately returns completion status before the seek is complete for those drives capable of overlap seek.

The track is addressed via the logical sector address, which may be any address within the desired track.

### 5.1.2 COMMAND DESCRIPTION (CLASS 1)

Opcode (Hex)	Description
00	Copy Blocks. Copies the specified number of blocks from Source LUN starting at the specified Logical address to Destination LUN starting at the specified Logical address. The number of sectors transferred may be from 1 to 256. The completion status byte will indicate the source LUN. If an error occurs, a Request Sense command is issued to the source LUN. The sense will indicate the type of error for the appropriate LUN. Note the data in the blocks will be truncated or appended with undefined data if the Source and Destination block sizes are not the same (e.g. Source block size - 128 bytes/sector, and Destination block size - 256 bytes/sector).

### 5.1.3 COMMAND DESCRIPTION (CLASS 6)

Opcode (Hex)	Description										
00	Define Floppy Disk Track Format. The Track format code in byte 6 of the CDB defines the track format for the LUN. The Track Format Codes are as follows:  <table border="1"> <thead> <tr> <th>Track Format Code (Hex)</th> <th>Description</th> </tr> </thead> <tbody> <tr> <td>00</td> <td>Single Density, Single Sided. All tracks - FM recording, 128 bytes/sector, 26 sectors/track.</td> </tr> <tr> <td>01</td> <td>Single Density, Double Sided. All tracks - FM recording, 128 bytes/sector, 26 sectors/track.</td> </tr> <tr> <td>02</td> <td>Double Density, Single Sided. Side 0, Cylinder 0 - FM Recording, 128 bytes/sector, 26 sectors/track. All other tracks - MFM recording, 256 bytes/sector, 26 sectors/track.</td> </tr> <tr> <td>03</td> <td>Double Density, Double Sided. Side 0, Cylinder 0 - FM recording, 128 bytes/sector, 26 sectors/track. All other track - MFM recording, 256 bytes/sector, 26 sectors/track.</td> </tr> </tbody> </table>	Track Format Code (Hex)	Description	00	Single Density, Single Sided. All tracks - FM recording, 128 bytes/sector, 26 sectors/track.	01	Single Density, Double Sided. All tracks - FM recording, 128 bytes/sector, 26 sectors/track.	02	Double Density, Single Sided. Side 0, Cylinder 0 - FM Recording, 128 bytes/sector, 26 sectors/track. All other tracks - MFM recording, 256 bytes/sector, 26 sectors/track.	03	Double Density, Double Sided. Side 0, Cylinder 0 - FM recording, 128 bytes/sector, 26 sectors/track. All other track - MFM recording, 256 bytes/sector, 26 sectors/track.
Track Format Code (Hex)	Description										
00	Single Density, Single Sided. All tracks - FM recording, 128 bytes/sector, 26 sectors/track.										
01	Single Density, Double Sided. All tracks - FM recording, 128 bytes/sector, 26 sectors/track.										
02	Double Density, Single Sided. Side 0, Cylinder 0 - FM Recording, 128 bytes/sector, 26 sectors/track. All other tracks - MFM recording, 256 bytes/sector, 26 sectors/track.										
03	Double Density, Double Sided. Side 0, Cylinder 0 - FM recording, 128 bytes/sector, 26 sectors/track. All other track - MFM recording, 256 bytes/sector, 26 sectors/track.										

NOTE: If track format information for floppy is not specified after each reset or power-on, the default mode will be taken from the drive type selection dipswitch as follows:

Switch Setting	Mode
OFF-ON	Single density, single sided (same as track format code 00)
OFF-OFF	Single density, double sided (same as track format code 01)

Refer to Section 9.2 for switch setup instructions.

### 5.2 COMMAND FORMAT

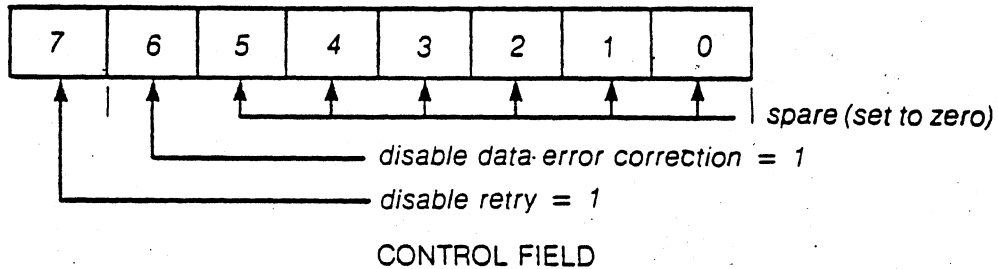
### 5.2.1 CLASS 0 COMMANDS

	7	6	5	4	3	2	1	0
byte #1	0 0 0			opcode				
byte #2	LUN			logical adr2** (MS)				
byte #3	logical adr1**							
byte #4	logical adr0** (LS)							
byte #5	number of blocks*							
byte #6	control***							

\*Interleave factor for Format, Check Track Format commands.

\*\*Refer to Section 5.5 Logical Address.

\*\*\*The control field is defined as follows:



### 5.2.2 CLASS 1 COMMANDS

	7	6	5	4	3	2	1	0
byte #1	0	0	1	opcode				
byte #2	0	LUN/s		logical adr2/s* (MS)				
byte #3	logical adr1/s*							
byte #4	logical adr0/s* (LS)							
byte #5	number of blocks							
byte #6	0	LUN/d		logical adr2/d* (MS)				
byte #7	logical adr1/d*							
byte #8	logical adr0/d* (LS)							
byte #9	spare							
byte #10	control (section 5.2.1)							

where 's' indicates the source device and 'd' indicates the destination device.

\*Refer to Section 5.5 Logical Address

### 5.2.3 CLASS 6 COMMANDS

	7	6	5	4	3	2	1	0
byte #1	1	1	0	opcode				
byte #2	LUN			N/A				
byte #3	N/A							
byte #4	N/A							
byte #5	N/A							
byte #6	Track Format Code							

NOTE: See Class 6 Command Description for more information and default modes for floppy drives.

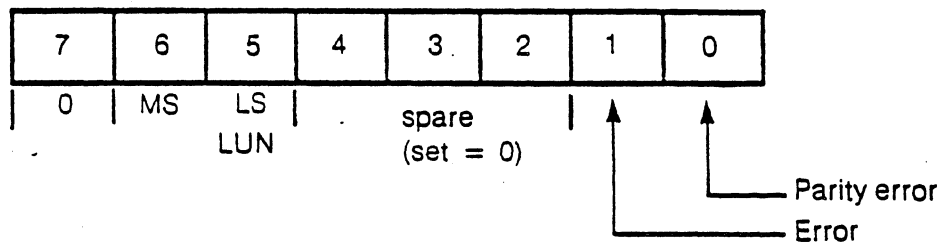
### 5.3 STATUS FORMAT

#### 5.3.1 Completion Status Byte Format

At the normal termination of a command or following a fatal error, the controller will cause a status byte to be transferred from the controller to the Host. Bit 0, the least significant bit of the status byte, will be set equal to 1 if the controller detects a parity error during a command or data transfer to the controller. Bit 1 will be set = 1 if the controller detects an error condition. Bits 5 and 6 represent the LUN of the device where the error occurred. If no error occurs, bit 0 - 4 will be set equal to 0.

Following the transfer of the status byte, the MSG line will be asserted to indicate a completion message. At this time the message consists of a single byte transfer with all bits set = 0.

Prior to an error condition the controller, unless disabled (see section 5.2.1 Control Field), will retry 3 times before posting the error.

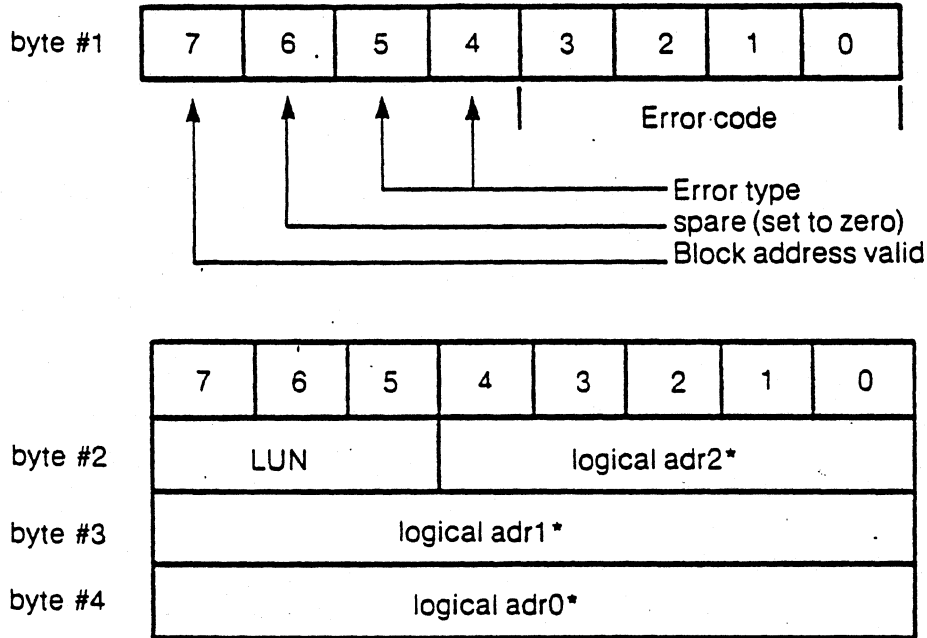


- Bit 0 Parity error during transfer from host to controller.
- Bit 1 Error occurred during command execution.
- Bit 2-4 Spare (set to zero).
- Bit 5-7 Logical unit number of the drive.

### 5.3.2 DRIVE AND CONTROLLER SENSE BLOCK

Following an error indication from the status byte, the Host may perform a REQUEST SENSE command to obtain more detailed information about the error.

The REQUEST SENSE command will transfer a block of 4 bytes to the Host system.



\*Refer to Section 5.5 Logical Address

### 5.4 ERROR CODES

#### 5.4.1 TYPE 0 (DRIVE) ERROR CODES

- 0 No error
- 1 No Index signal
- 2 No Seek Complete
- 3 Write Fault (SA1000 only)
- 4 Drive not ready
- 5 Drive not selected (SA1000 only)
- 6 No Track 00

#### 5.4.2 TYPE 1 (CONTROLLER) ERROR CODES

- 0 ID read error. ECC or CRC (floppy) error in the ID field (uncorrectable).
- 1 Uncorrectable data error during a read.
- 2 ID Address Mark not found (possibly unformatted disk).
- 3 Data Address Mark not found.
- 4 Record not found. Found correct cylinder and head but not sector.
- 5 Seek error. R/W head positioned on a wrong cylinder and/or selected a wrong head.
- 6 DMA Data time out error. No Host acknowledge within 256 $\mu$ s.
- 7 Write protected. (SA800/850 only)
- 8 Correctable data field error. ECC error (automatic correction if not disabled).
- 9 Bad track found
- A Format Error. The controller detected that during the Check Track command, the format on the drive was not as expected.



### 5.4.3 TYPE 2 (COMMAND) ERROR CODES

- 0 Invalid Command received from the host.
- 1 Illegal logical sector address. Address is beyond the maximum address for the type of drive.
- 2 Illegal function for the specified drive.

### 5.5.4 TYPE 3 (MISC) ERROR CODES

- 0 RAM error. Data error detected during Sector buffer RAM diagnostic.

## 5.5 LOGICAL ADDRESS

The logical address is computed as follows:

$$\text{Logical adr} = (\text{CYADR} * \text{HDCYL} + \text{HDADR}) * \text{SETRK} + (\text{SEADR})$$

Where: CYADR = cylinder address  
HDADR = head address  
SEADR = sector address  
HDCYL = number of heads per cylinder  
SETRK = number of sectors per track

Bit 0 of Logical adr 0 = the least significant bit.  
Bit 4 of Logical adr 2 = the most significant bit.

**Note:** All addresses begin with 00.

## 6.0 SECTOR INTERLEAVE CODES

In order to tailor host system data transfer speed to the disk rotational speed, sector interleaving is offered. Sixteen interleave codes are offered numbered 1 to 16. Not all interleave codes will result in optimum sector interleave, therefore the interleave should be chosen carefully. In order to maintain IBM floppy disk compatibility in interleave code of 1 should be used. This will result in a non-interleave condition.

### 6.1 SELECTING THE RIGID DISK INTERLEAVE CODE

The interleave code given during the format command is used to calculate the logical sector number for the rigid disk as follows: Logical Sector = (Physical Sector × Interleave code) (mod 32). Note: when the logical sector number exceeds 31 the next logical sector is the lowest available physical sector. This does not always create a true modulo function.

Two examples of interleave codes are shown:

Interleave code of 2:

Physical:	0	1	2	3	4	5	6	7	8	9	10	11	12	13	14	15
Logical:	0	2	4	6	8	10	12	14	16	18	20	22	24	26	28	30
Physical:	16	17	18	19	20	21	22	23	24	25	26	27	28	29	30	31
Logical:	1	3	5	7	9	11	13	15	17	19	21	23	25	27	29	31

Interleave code of 11:

Physical:	0	1	2	3	4	5	6	7	8	9	10	11	12	13	14	15
Logical:	0	11	22	1	12	23	2	13	24	3	14	25	4	15	26	5
Physical:	16	17	18	19	20	21	22	23	24	25	26	27	28	29	30	31
Logical:	16	27	6	17	28	7	18	29	8	19	30	9	20	31	10	21

Code	Number of Disk Revolutions Required to Read One Track	Time available to Transfer one Byte of Data (including controller time)	Minimum Number of Idle Sectors Between Reads
11	3	4.7 $\mu$ s	2
8	4	7.0 $\mu$ s	3
6	6	9.4 $\mu$ s	4
5	7	11.7 $\mu$ s	5
4	8	16.4 $\mu$ s	7
3	11	23.4 $\mu$ s	10
2	16	35.1 $\mu$ s	15
1	32	72.5 $\mu$ s	31

- (for SA1400 series controllers operating with SA1000 series drives - double density, 32 sectors, 256 bytes/sector.)  
**Note:** Other codes will work, but require more revolutions of the disk to read all sectors of one track.

TABLE 3. INTERLEAVE CODE SELECTION CHART\*

## 7.0 DIAGNOSTIC PHILSOPHY

### 7.1 BOARD RESIDENT MICRODIAGNOSTIC

#### Fault Isolation Microdiagnostic (Optional)

The controller can be further checked out off-line by initiating explicit microdiagnostic routines via optional firmware diagnostic sets. The routines are initiated by a set of control switches. Errors will be displayed in a set of LED's. Each microdiagnostic checks the funtionality of a particular section of the controller and is able to isolate failures in the following major categories:

- ALU
- Registers
- Sector Buffer
- ECC Logics

Fault-isolation techniques can be concentrated on the failing section.

## 8.0 STATUS LED ERROR INTERPRETATION

Drive/controller error conditions are displayed on the 8 LED display lights provided near the J10 DC power connector (see Figures 11). The following list of hexadecimal numbered error codes describe error meanings. Note that these error codes do not necessarily match the request sense block error codes. LED number 7 is the MSB.

01	No Index Detected
02	No Track Zero Detected
03	Illegal Logical Sector Address - beyond maximum sectors available for type of drive
04	Drive Not Selected (SA1000 only)
05	No Seek Complete Detected
06	ID Address Mark Not found (unformatted)
07	Data Address Mark Not found
08	Seek Error - R/W head not positioned on correct track
09	Record Not found - found correct cylinder and head but not sector
0A	ID ECC or CRC error (uncorrectable)
0B	DMA Timeout Error - no Host acknowledge within 256 $\mu$ sec after request.
0C	Invalid Command Received from Host
0D	Incorrect Data Address Mark
0E	Incorrect ID Address Mark
0F	Incorrect Cylinder Address
10	Incorrect Sector Address
11	Incorrect Head Address
12	Uncorrectable Data Field ECC or CRC error
13	Correctable Data Field ECC error
14	Drive Not Ready
15	Write Fault (SA1000 and SA4000/4100 only)
16	Spare
17	Write Protected (SA800/850 only)
18	RAM Diagnostic Error
19-1F	Spare
20	Parity Error
21	Bad Sector found - a sector within a track that has been flagged bad has been found.
22	Invalid function for this drive type.

## 9.0 CONTROLLER OPTION SELECTION

### 9.1 PARITY SELECT JUMPERS

Odd parity may be used by the Host system for data integrity verification. The controller will always output odd parity to the Host system.

Odd parity checking by the controller may be allowed or inhibited by moving a 3 position jumper plug at W2 located near the J6 Host connector (see Figure 11). With jumper at position A + B the controller will test for odd parity on all data input to the controller. With jumper at position B + C the controller will not check for parity (normally shipped in A + B).

### 9.2 DRIVE TYPE SELECTION DIPSWITCH

The dipswitch settings for various types of drives for the SA1403D are shown below:

Prom Set AS30 — I, II, III, IV

CUSTOMER FIRMWARE: (DIP SWITCH set-up procedure)

Location: 2H

Switch Bits	8	7	6	5	4	3	2	1	
Field Definition	LUN 0 Drive Type		LUN 1 Drive Type		LUN 2 Drive Type		LUN 3 Drive Type		OFF
									ON

Drive Type	Switch Setting		Description
	Even	Odd	
0	on	on	SA1002
1	on	off	SA1004
2	off	on	SA800
3	off	off	SA850

2 heads, 256 cylinders  
4 heads, 256 cylinders  
1 head, 77 cylinders  
2 heads, 77 cylinders

EXAMPLE:

LOCATION: 23

	8	7	6	5	4	3	2	1	
	LUN 0 Drive Type		LUN 1 Drive Type		LUN 2 Drive Type		LUN 3 Drive Type		
	on	on	off	on	on	off	off	off	OFF
									ON

Drive 0 is set up for SA1002  
Drive 1 is set up for SA800  
Drive 2 is set up for SA1004  
Drive 3 is set up for SA850

## 10.0 TRACK FORMAT DESCRIPTION

### 10.1 26 SECTOR FORMAT

The 26 sector format is an IBM compatible format which employs FM single density encoding on all tracks of the single density format (IBM 3740 compatible) and on track 0, side 0 of the double density format. This format yields 26 sectors of 128 bytes per sector.

The remainder of the tracks on the double density formats are encoded with MFM double density which yields 26 sectors of 256 bytes per sector (IBM system 34 compatible). Figure 9 shows the two type of encoding utilized.

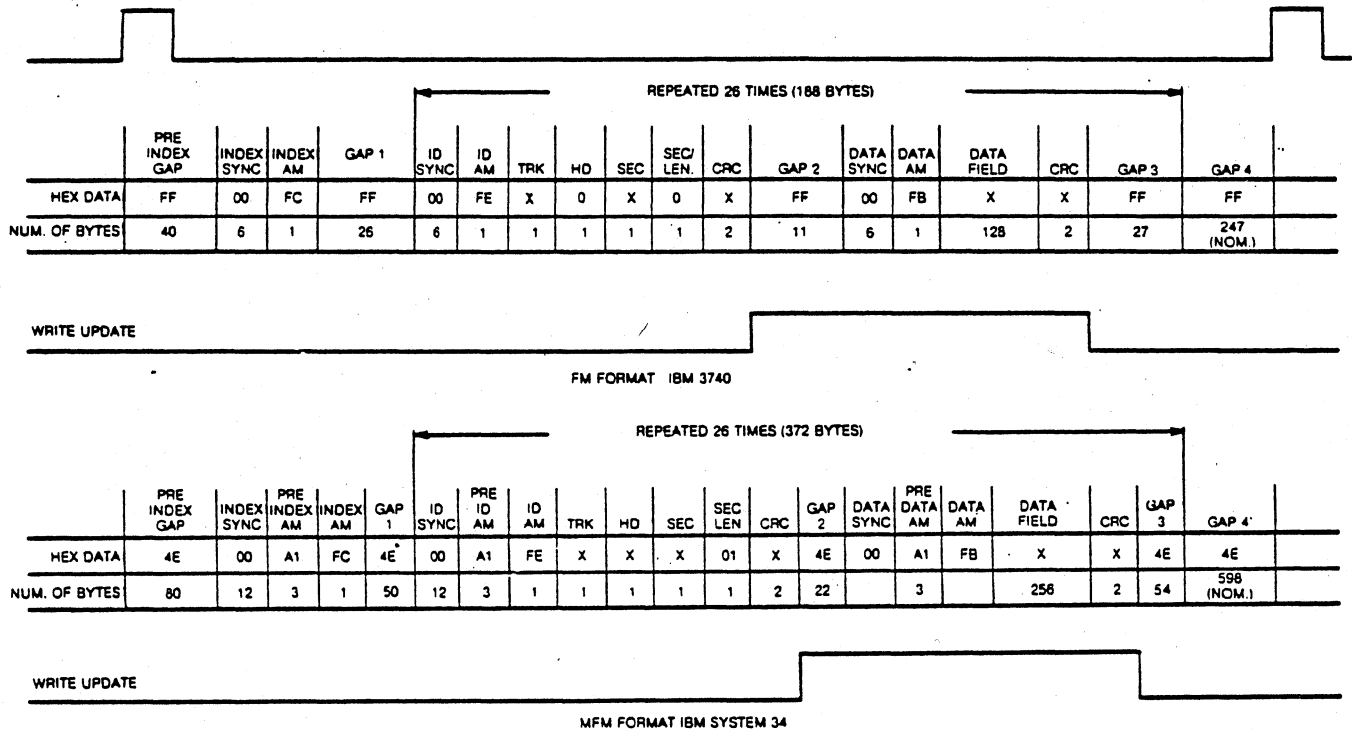


FIGURE 9. 26 SECTOR FORMAT - SA800/850

### 10.2 32 SECTOR FORMAT

The 32 sector format employs MFM encoding on all tracks of the SA1000. This format yields 32 sectors of 256 bytes per sector. Figure 10 shows the 32 sector format.

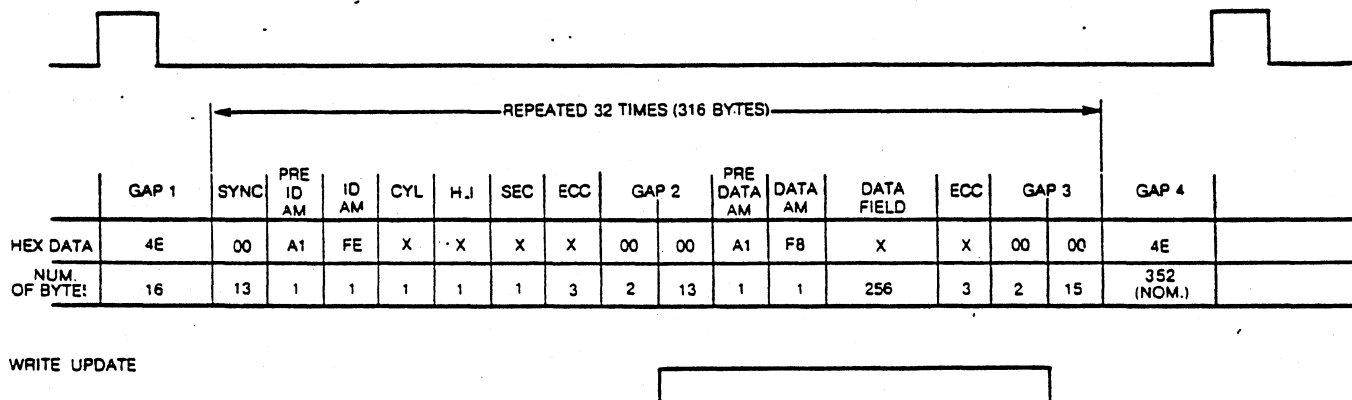


FIGURE 10. 32 SECTOR FORMAT - SA1000

## 11.0 DRIVE JUMPER SETTINGS

### 11.1 JUMPER SETTINGS FOR SA800/801 FLOPPY

The following information is contained in the SA800/801 Diskette Storage Drive OEM Manual, Shugart Associates, 1977.

<b>Jumper Name</b>	<b>Function (Enabled if Jumper Installed)</b>
A	Install enable DRSEL to drive selection
B	Install, Head Load on Drive Select
C	Remove, Drive Select loads heads
D	Remove, In Use to LED is disabled
DC	Remove, Disable Disk Change to return to controller
DS	Install enable stepper on Drive Select
DS1-4	Install one only, DS1 = LUN 0 (Drive Select)
HL	Remove, Head load on Drive Select
L	Jumper for -5V (remove for -15V), controller requires -5V only
T1	Remove, Head Load terminator
T2	Install, Pullup for Drive Select lines
T3	Install, Direction terminator
T4	Install, Step terminator
T5	Install, Write Data terminator
T6	Install, Write Gate terminator
X	Install, Head Load Enable
Y	Remove, Disable Hdd from driving LED
Z	Install drive select drives in use LED
800	Install, enables 800 index only operation
801	Remove, disables 801 mode operation

### 11.2 JUMPER SETTINGS FOR SA850/851 FLOPPY

<b>Jumper Name</b>	<b>Function (Enabled if Jumper Installed)</b>
--------------------	---

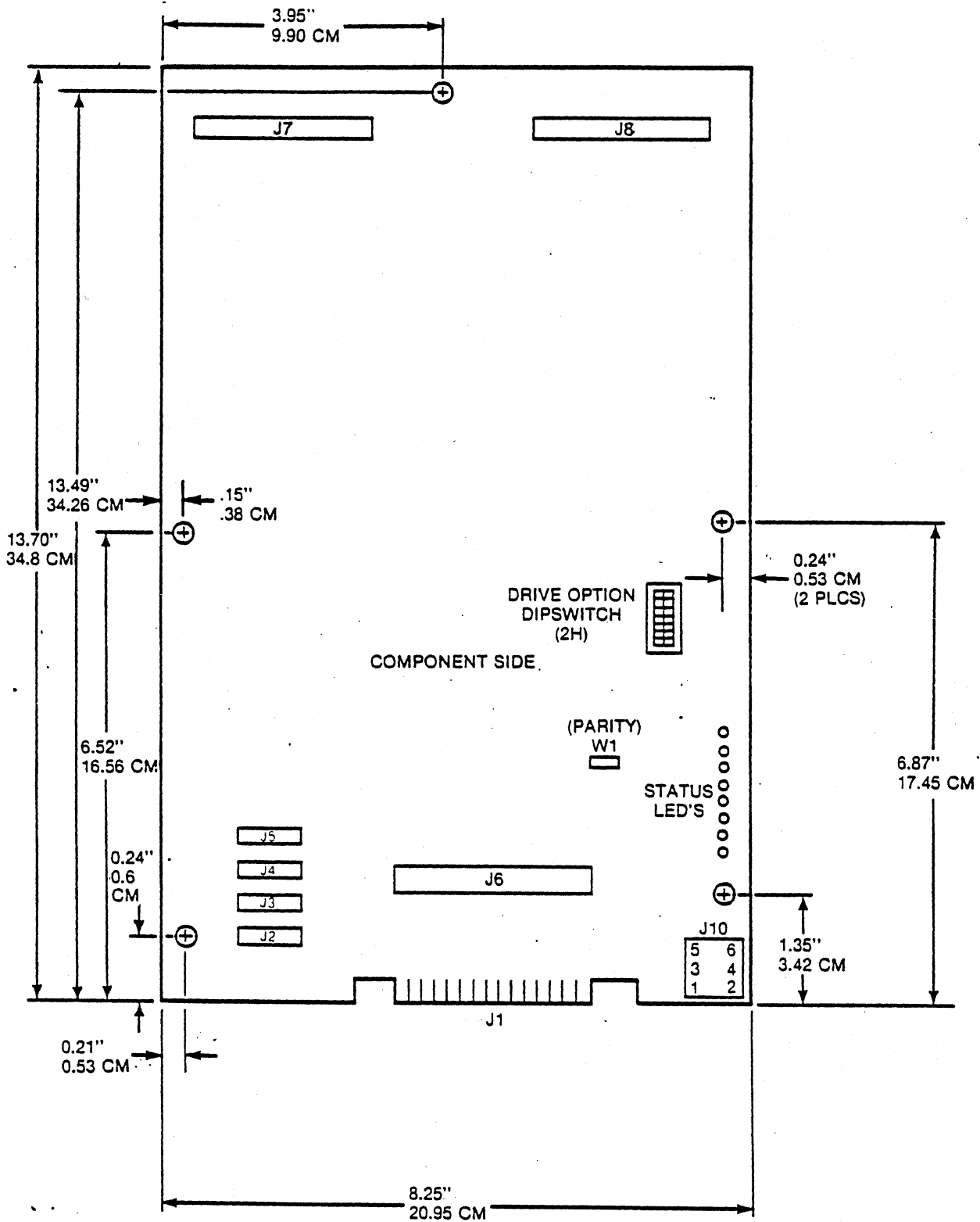
Controller is compatible with the factory jumper configuration. See SA850/851 OEM Manual.

**Note:** Jumpers must be set for SA850, not SA851

### 11.3 JUMPER SETTINGS FOR SA1000 WINCHESTER

<b>Jumper Name</b>	<b>Function (Enabled if Jumper Installed)</b>
--------------------	---

Controller is compatible with the factory jumper configuration. See SA1000 OEM Manual.

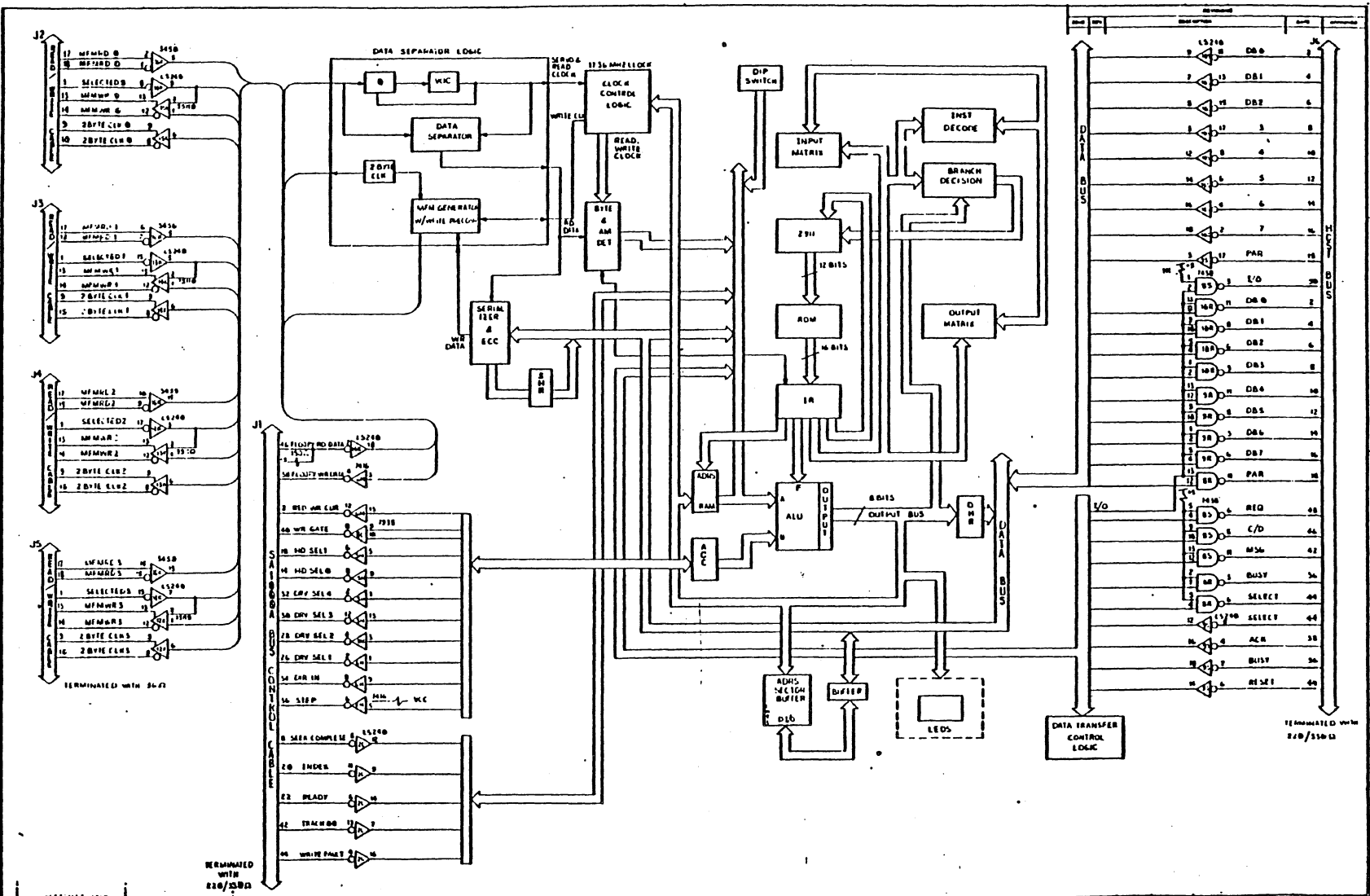


ALL TOLERANCES  $\pm .003''$

FIGURE 11. SA1403D DIMENSIONAL DRAWING



FIGURE 12. SA1403D FUNCTIONAL BLOCK DIAGRAM



**Notes**

## APPENDIX A

### CP/M-80 2.2 BIOS Programming Considerations

BIOS provides the operations necessary to access the disk drives and to interface with peripherals. The user interface with the BIOS is through a series of Entry Points. These entry points are "Jump Vectors". Each jump address corresponds to a particular subroutine which performs a specific function. The Base (+ B for the jump vectors) depends on the size of RAM memory.

#### BIOS Entry Vector Table

##### BIOS Cold Boot

Entry Point:	(Bbase + 00) - Bios
Function(s):	This entry is called only by the Boot Loader to initialize CP/M.
Argument(s):	None
Value(s) Returned:	None
Registers Saved:	None
Errors Returned:	None

##### BIOS Warm Boot

Entry Point:	(Bbase + 03) - Bwboot
Function(s):	Perform a Warm Start by reloading the CCP and BDOS from the disk in the A: drive, returning control to the CCP.
Argument(s):	None
Value(s) Returned:	None
Registers Saved:	None
Errors Returned:	None in registers; however, message 'Boot Err' is displayed.

**BIOS Console Status**  
Entry Point: (Bbase + 06) - Bconst

**BIOS Console Input**  
Entry Point: (Bbase + 09) - Bconin

**BIOS Console Output**  
Entry point: (Bbase + 0C) - Bconot

**BIOS List Output**  
Entry Point: (Bbase + 0F) - Bprint

**BIOS Punch Output**  
Entry Point: (Bbase + 12) - Bpunch

**BIOS Reader Input**  
Entry Point: (Bbase + 15) - Breadr

**BIOS Home Disk**  
Entry Point: (Bbase + 18) - Bhome  
Function(s): Sets track number to zero in preparation for disk access.  
Arguments: None  
Value(s) Returned: None  
Registers Saved: None  
Errors Returned: None

### **BIOS Select Disk**

**Entry Point:**

(Bbase + 1B) - BselD

**Function(s):**

Select the requested logical disk. The drive that will be logged on in further operations is the default drive (or drive A if the default drive cannot be selected).

**Arguments:**

(C) = drive to select (00 - 0F)  
(E) = even if media identification required  
(E) = odd if media identification previously issued and no disks removed/replaced

**Value(s) Returned:**

(HL) = address of CP/M-compatible Disk Parameter Header if select successful  
(HL) = 0 otherwise

**Registers Saved:**

None

**Errors Returned:**

None

### **BIOS Set Track**

**Entry Point:**

(Bbase + 1E) - Bsett

**Function(s):**

Stores desired track number in preparation for a disk read or write record call.

**Argument(s):**

(BC) = track number

**Value(s) Returned:**

None

**Registers Saved:**

None

**Errors Returned:**

None

### **BIOS Set Sector**

**Entry Point**

(Bbase + 21) - Bsets

**Function(s):**

Stores desired sector number in preparation for a read or write record call.

**Argument(s):**

(BC) = sector number

**Value(s) Returned:**

None

**Registers Saved:**

None

**Errors Returned:**

None

### **BIOS Set DMA Address**

**Entry Point:** (Bbase + 24) - Bsetd  
**Function(s):** Stores desired transfer address in preparation for a read or write a record call.  
**Argument(s):** (BC) = transfer address  
**Value(s) Returned:** None  
**Registers Saved:** None  
**Errors Returned:** None

### **BIOS Read Sector**

**Entry Point:** (Bbase + 27) - Bread  
**Function(s):** Transfer one 128 (decimal) byte record from the selected disk to the current DMA transfer address.  
**Argument(s):** Bseld, Bsett, Bsctrn, Bsets, Bsetd previously called.  
**Value(s) Returned:** None  
**Registers Saved:** none  
**Errors Returned:** (A) = 00 if no error  
(A) = FF if error

### **BIOS Write Sector**

**Entry Point:** (Bbase + 2A) - Bwritt  
**Function(s):** Transfer one 128 (decimal) byte record from the current DMA transfer address to the selected disk.  
**Argument(s):** Bseld, Bsett, Bsctrn, Bsets, Bsetd previously called.  
**Value(s) Returned:** None  
**Registers Saved:** None  
**Errors Returned:** (A) = 00 if no error  
(A) = FF if error

### **BIOS List Status**

**Entry Point:** (Bbase + 2D) - Bprnts

## BIOS Sector Translate

**Entry Point:** (Bbase + 30) - Bsctrn

**Function(s):** Translate a logical sector number into a physical sector number in preparation for a call to Bsets, the BIOS set sector call:

**Argument(s):**

- (BC) = Sector number  
( $0 \leq (BC) < \text{sectors per track}$ )
- (DE) = Skew table address obtained from the CP/M Disk Parameter Header

**Value(s) Returned:**

- (HL) = (BC) if (DE) = 0
- (L) = [(DE) + (BC)] if (DE) = 0
- (H) = (B) should be 0

**Registers Saved:** None

**Errors Returned:** None

## Notes



## APPENDIX B

### Monitor Entry Vector Table

F000H	Cold start monitor
F003H	Warm start monitor
F006H	Keyboard status
F009H	Keyboard input
F00CH	CRT output
F00FH	Fast CRT output from C
F012H	SIO channel B input status
F015H	SIO channel B input
F018H	SIO channel B output
F01BH	Drive select
F01EH	Home r/w head
F021H	Seek to track
F024H	Read sector
F027H	Write sector
F02AH	Execute physical driver request
F02DH	Set direct CRT cursor
F030H	Direct CRT display
F033H	CRT memory block move
F036H	Return address of disk mapping table
F039H	Return address of day variable
F03CH	Return configuration status
F03FH	SIO channel B output ready status
F042H	Set configuration
F045H	Start screen print
F048H	Accessible 1-second interrupt
F04BH	Console status through iobyte
F04EH	Console input through iobyte
F051H	Console output through iobyte
F054H	Printer output through iobyte
F057H	Printer status through iobyte
F05AH	Communications input ready status
F05DH	Communications input data
F060H	Communications output data
F063H	Communications output ready status
F066H	Idle while i/o is pending
F069H	Record soft error

## Notes

## APPENDIX C

### Documented System Storage and Structures

#### Z80-A Mode 2 Interrupt Vectors

FF00	SIOVO:	DEFS2	;Z80-A SIO port B xmit buffer empty
FF02	SIOV1:	DEFS2	;Z80-A SIO port B external/status change
FF04	SIOV2:	DEFS2	;Z80-A SIO port B receive data available
FF06	SIOV3:	DEFS2	;Z80-A SIO port B special receive condition
FF08	SIOV4:	DEFS2	;Z80-A SIO port A xmit buffer empty
FF0A	SIOV5:	DEFS2	;Z80-A SIO port A external/status change
FF0C	SIOV6:	DEFS2	;Z80-A SIO port A receive data available
FF0E	SIOV7:	DEFS2	;Z80-A SIO port A special receive condition
FF10	CTCVO:	DEFS2	;Z80-A CTC channel 0 interrupt
FF12*	CTCV1:	DEFS2	;Z80-A CTC channel 1 interrupt
FF14	CTCV2:	DEFS2	;Z80-A CTC channel 2 interrupt
FF16*	CTCV3:	DEFS2	;Z80-A CTC channel 3 interrupt
FF18	SYSVA:	DEFS2	;System Z80-A PIO port A interrupt
FF1A*	SYSVB:	DEFS2	;System Z80-A PIO port B interrupt
FF1C	GENVA:	DEFS2	;General purpose Z80-A PIO port A interrupt
FF1E	GENVB:	DEFS2	;General purpose Z80-A PIO port B interrupt

\*Vectors used by the Monitor ROM

#### Keyboard Data Input FIFO Variables

FF20	fifo:	defs 16	;Console input fifo
FF30	fifcnt:	defs 1	;FIFO data counter
FF31	fifin:	defs 1	;FIFO input pointer
FF32	fifout:	defs 1	;FIFO output pointer
FF33		defs 1	;Round address

## More Interrupt Vectors

FF34    expvec:    defs 8            ;Space for 4 vectors for expansion slot

## Available Memory Pointers

FF3C    availb:    defs 2            ;Bottom of available memory  
FF3E    availt:    defs 2            ;Top of available memory

## End of documented storage locations

## Logical to Physical Drive Mapping Tables

Selstab contains two bytes per logical CP/M drive A-P. The first byte is an index into the physical driver address table (see next table). The second byte is a unit number that is passed to the driver by the XQDVR dispatcher.

### Selstab:

A:	defb	1,0	;Floppy unit 0
B:	defb	1,1	;Floppy unit 1
C:	defb	1,2	;Floppy unit 2
D:	defb	1,3	;Floppy unit 3
E:	defb	1,4	;Rigid partition 0
F:	defb	1,5	;Rigid partition 1
G:	defb	1,6	;Rigid partition 2
H:	defb	1,7	;Rigid partition 3
I:	defb	0,0	;Error driver
J:	defb	0,0	;Error driver
K:	defb	0,0	;Error driver
L:	defb	0,0	;Error driver
M:	defb	0,0	;Error driver
N:	defb	0,0	;Error driver
O:	defb	0,0	;Error driver
P:	defb	0,0	;Error driver

### Physical Driver Address Table

Drvtab contains the addresses of several independent physical disk drivers. By convention, driver number 0 always returns a select error. Unused entries in Seltab should point to this trivial driver.

```
Drvtab:  defw  Selerr ;Select error physical driver
         defw  Dskdvr ;Disk driver (WD or SA)
         defw  0      ;Empty physical driver
         ;Expansion slots

         defw  0
         defw  0
         defw  0
         defw  0
         defw  0-1 ;Mark last entry
```

### Physical Driver Request Block

```
db  command ;FF = Select
           ;00 = Write
           ;01 = Read
ds  1 ;For system use
db  Ldrive ;Logical drive for request (00 - 0F)
dw  Track ;Track number for request
dw  Sector ;Sector number for request
dw  Address ;Address of sector buffer for request
```

## Time-of-Day and Timer Variables

Milsec:	ds	2	;Location incremented by CTC1 ;Interrupt
	ds	2	;(unused)
Ticker:	ds	2	;Increments once per second
Steprt:	ds	1	;WD1797 step rate
Motor:	ds	1	;Disk motor/select timeout (1 Hz)
HL→ Day:	ds	1	;01-31
Month:	ds	1	;01-12
Year:	ds	1	;80-99
Hour:	ds	1	;00-23
Minute:	ds	1	;00-59
Second:	ds	1	;00-59
Linbuf:	ds	80	;Line buffer

### How To Make Monitor Calls from Basic

Several of the monitor function calls return the value in the HL register if the H register equals 0, or return the value at the address pointed to by the HL register if the H register is not zero. This convention allows Microsoft Basic Users to access these functions directly. The examples listed in this section demonstrate this feature of the ROSR ROM.

```
100 '
110 ' Make 820-II Monitor call to get address of day variable, then
120 ' Print Day, Month etc.
130 '
140 DATA Day,Month,Year,Hour,Minute,Second
150 '
160 DEFINT I
170 GETTOD = &HF039:CALL GETTOD(I)      'Return Add. of Day
180 FOR X = 0 TO 5
190     READ X$
200     PRINT USING "\ \ ##;X$,PEEK(I + X)
210 NEXT X
220 END
```

```
100 '
110 ' Do configuration status call & print value returned
120 '
130 DEFINT I
140 GETCON = &HF03C:CALL GETCON(I)      'Get config status
150 PRINT CHR$(26);                    'Clear Screen
160 PRINT "The configuration status word is - ";
170 PRINT HEX$(I);
180 PRINT " (Hex)"
190 END
```

```

100 ' Example Using Line Delete To scroll screen up.
110 ' Make 820-II Monitor Call to get address of day variable
120 ' then calculate address of line input buffer variable.
130 '
140 ' Clear screen, fill screen with characters, position
150 ' Cursor back on top line, send line delete code to CRT,
160 ' This moves the line deleted from the top of the screen
170 ' To the input buffer.
180 '
190 ' Recall deleted line from line input buffer & display
200 ' on line 23 of the screen.
210 '
220 '
230 WIDTH 255
240 PRINT CHR$(5);" ";          ' Remove cursor
250 DEFINT I
260 GETTOD = &HF039:CALL GETTOD(I) 'Get address of Day Variable
270 I = I + 6          'Line input buffer is at Day + 6
280 PRINT CHR$(26);    'Clear screen
290 FOR X = 1 TO 23
300     PRINT STRING$(80,CHR$(X + 64)); 'Fill Screen
310 NEXT X
320 '
330 FOR M = 1 TO 100          'Do 100 lines
340     PRINT CHR$(30);      'Put Cursor back on top line
350     PRINT CHR$(27);"R";  'Do line delete, move deleted
360                               'Line to buffer.
370     PRINT CHR$(27);" = ";CHR$(32 + 22);CHR$(32)
380     FOR X = 0 TO 79      'Now print characters back from
390         PRINT CHR$(PEEK(I + X)); 'Input buffer
400     NEXT X
410 NEXT M
420 PRINT CHR$(26);CHR$(5);CHR$(2); 'Clear screen and
430 '                               Restore Cursor.
440 END

```



```

100 ' Example Using Line Insert To scroll screen down.
110 ' Make 820-II Monitor Call to get address of day variable
120 ' then calculate address of line input buffer variable.
130 '
140 ' Clear screen, fill screen with characters, position
150 ' Cursor back on top line, send line insert code to CRT,
160 ' This moves the line deleted from the bottom of the screen
170 ' To the input buffer.
180 '
190 ' Recall deleted line from line input buffer & display
200 ' on the first line of the screen.
210 '
220 '
230 WIDTH 255
240 PRINT CHR$(5);" "; 'Remove cursor
250 DEFINT I
260 GETTOD = &HF039:CALL GETTOD(I) 'Get address of Day Variable
270 I = I + 6 'Line input buffer is at Day + 6
280 PRINT CHR$(26); 'Clear screen
290 FOR X = 1 TO 23
300 PRINT STRING$(80,CHR$(X + 64)); 'Fill Screen
310 NEXT X
320 '
330 FOR M = 1 TO 100: 'Do 100 lines
340 PRINT CHR$(30); 'Put Cursor back on top line
350 PRINT CHR$(27);"E"; ' Do line insert, move deleted
360 'Line to buffer.
370 PRINT CHR$(27);" = ";CHR$(32 + 22);CHR$(32)
380 FOR X = 0 TO 79 'Now print characters back from
390 PRINT CHR$(PEEK(I + X)); 'Input buffer
400 NEXT X
410 NEXT M
420 PRINT CHR$(26);CHR$(5);CHR$(2); 'Clear screen and
430 ' Restore Cursor.
440 END

```

## Bank Switching

- The Bank control switch is bit 7 of port 1C.  
Bit 7 = 0 = Bank 1 (RAM)  
Bit 7 = 1 = Bank 0 (ROM)
- Change bit 7 only: Bits 0 through 6 should be maintained.
- Bank 0 and 1 are mutually exclusive; data movement to or from one bank will not affect the other.
- When bank switching, the driver code must be executed at C000h or above; the upper 16K (C000h-FFFFh) is common memory to both banks.

For example,

```
DI
IN A,(1Ch)      ;read port
SET 7,a        ;set bit
EI
OUT (1Ch),a    ;output
```

```
DI
IN A,(1Ch)
RES 7,a        ;reset bit
EI
OUT (1Ch)
```

```
1 title Balcones Operating System for the XEROX 820-II
2 .z80
3
4
5
6 ::: Balcones Operating System for XEROX 820-II.
7 ;
8 ; Copyright 1982 (C) Balcones Computer Corporation
9 ;
10 ; All rights reserved
11 ;
12 ; Robert Burns, Bcc.
13 ;
14
15
16 0191 rev defl 401
17
18 subttl Symbol Definitions
19 page
20
```

## Symbol Definitions

```

21
22     FFFF     true     equ     -1
23     0000     false    equ     not true
24
25     0000     debug    equ     false           ;assemble ram loader
26
27     ;;       Absolute Memory Addresses.
28     ;
29     0000     rom       equ     01000h and debug;non resident code base
30     1800     romsiz    equ     01000h+((not debug) and 0800h)
31     1800     Rx1984    equ     01800h           ;prescription for the future
32     0800     Lx1984    equ     00800h           ;length of future
33     0003     iobyte   equ     00003h           ;i/o byte
34     0080     bootld    equ     00080h           ;boot loader address
35     ED80     bootbf    equ     0ed80h           ;boot loader buffer
36     FF00     ram       equ     0ff00h           ;system ram page address
37     F000     monitr    equ     0f000h           ;resident monitor address
38     3000     crtmem    equ     03000h           ;crt memory address
39     3C00     crtmax    equ     crtmem+24*128    ;crt maximum address
40     0030     crtbas    equ     high crtmem      ;starting page of display ram
41     003C     crttop    equ     high crtmax      ;ending page of display ram
42
43     ;;       I/O Port Addresses.
44     ;
45     0000     bauda     equ     00h             ;channel a baud rate generator
46     0004     siodpa    equ     04h             ;sio data port A (communications)
47     0005     siodpb    equ     05h             ;sio data port B (printer)
48     0006     siocpa    equ     06h             ;sio control/status port A
49     0007     siocpb    equ     07h             ;sio control/status port B
50     0008     gpioda    equ     08h             ;general purpose parallel i/o A data
51     0009     gpioca    equ     09h             ;general purpose parallel i/o A control
52     000A     gpiodb    equ     0ah             ;general purpose parallel i/o B data
53     000B     gpiocb    equ     0bh             ;general purpose parallel i/o B control
54     000C     baudb     equ     0ch             ;channel b baud rate generator
55     0010     wd1797    equ     10h             ;western digital disk controller base
56     0014     scroll    equ     14h             ;crt bottom line scroll register
57     0018     ctc       equ     18h             ;quad counter/timer circuit
58     0018     ctc0      equ     18h             ;ctc channel 0 (user)
59     0019     ctc1      equ     19h             ;ctc channel 1 (msec, screen print)
60     001A     ctc2      equ     1ah             ;ctc channel 2 (one second prescaler)
61     001B     ctc3      equ     1bh             ;ctc channel 3 (one second)
62     001C     syspio    equ     1ch             ;system pio data
63     0010     sysctl    equ     1dh             ;system pio control
64     001E     kbddat    equ     1eh             ;keyboard data
65     001F     kbdctl    equ     1fh             ;keyboard control
66     0028     bellof    equ     28h             ;turn bell off
67     0029     bellon    equ     29h             ;turn bell on
68     0030     slsden    equ     30h             ;select single density
69     0031     sldden    equ     31h             ;select double density
70     0034     chrom1    equ     34h             ;select ROM 1 character generator
71     0035     chrom2    equ     35h             ;select ROM 2 character generator
72     0036     lowlite   equ     36h             ;select low intensity attribute
73     0068     async     equ     68h             ;set internal clocks for asynchronous sio A
74     0069     sync      equ     69h             ;set external clocks for synchronous sio A
75

```

```

76      ;;      Configuration Status Byte Bit Definitions.
77      ;
78      0007    c.keym equ    7          ;Keyboard upper bit is passed
79      0006    c.sasi equ    6          ;Shugart SA-1403D Disk Controller
80      0004    c.five equ    4          ;Five inch micro floppies
81
82      ;;      Ascii.
83      ;
84      0004    eot     equ    04h       ;ascii end of text
85      000A    lf      equ    0ah       ;ascii line feed.
86      000D    cr      equ    0dh       ;ascii carriage return
87      0011    xon     equ    11h       ;ascii Xon
88      0013    xoff    equ    13h       ;ascii Xoff
89      001B    esc     equ    1bh       ;ascii escape
90      001A    clrsc  equ    1ah       ;clear screen
91
92      ;;      Special Key Constants.
93      ;
94      001E    Helpkey equ    01eh      ;
95      009E    Scrprt  equ    09eh      ;Screen Print key CTRL <HELP>
96      009B    Abort   equ    09bh      ;Automatic Abort CTRL <ESC>
97
98      ;;      Bell Constants.
99      ;
100     0035    bltim   equ    35h       ;bell loop time
101     0061    blonc   equ    61h       ;bell on time
102     0061    blofc   equ    61h       ;bell off time
103
104     ;;      Assembly Options.
105     ;
106     8000    o.resv   equ    1000000000000000b ;reserved
107     4000    o.auto   equ    0100000000000000b ;auto boot A:
108     2000    o.help   equ    0010000000000000b ;help command
109     1000    o.prot   equ    0001000000000000b ;printer protocol
110     0800    o.ddvr   equ    0000100000000000b ;disk drivers
111     0400    o.baud   equ    0000010000000000b ;baud rate set command
112     0200    o.inpc   equ    0000001000000000b ;in command
113     0100    o.outc   equ    0000000100000000b ;out command
114     0080    o.verf   equ    0000000010000000b ;verify memory block
115     0040    o.ramt   equ    0000000001000000b ;simple ram test
116     0020    o.disk   equ    0000000000100000b ;console disk read/write commands
117     0010    o.esct   equ    0000000000010000b ;escape command table
118     0008    o.type   equ    0000000000001000b ;typewriter mode
119     0004    o.fill   equ    0000000000000100b ;fill memory
120     0002    o.move   equ    0000000000000010b ;move memory
121     0001    o.term   equ    0000000000000001b ;terminal scroll driver
122
123     0000    options defl debug and not o.ddvr and not o.esct
124     0000    options defl options and not o.disk and not o.resv
125     0000    options defl options and not o.verf and not o.fill
126     0000    options defl options and not o.ramt
127
128     BFFF    options defl (not debug or o.esct) and not o.auto
129
130     ;;      configuration sector offsets.
131     ;

```

```
132 EE5F z.scra equ bootbf+255-32 ;initial screen attribute
133 EE60 z.stpr equ z.scra+1 ;floppy step rate
134 EE62 z.keym equ z.stpr+2 ;keyboard mask
135 EE63 z.sioA equ z.keym+1 ;sio A init
136 EE6D z.sioB equ z.sioA+10 ;sio B init
137 EE77 z.siom equ z.sioB+10 ;clear to send low/high/ignore
138 EE79 z.siov equ z.siom+2 ;data carrier detect low/high/ignore
139 EE7B z.xonp equ z.siov+2 ;Xon/Xoff protocol
140 EE7D z.baua equ z.xonp+2 ;comm channel baud rate
141 EE7E z.baub equ z.baua+1 ;printer baud rate
142 EE7F z.iobt equ z.baub+1 ;initial i/o byte
143
144 ;; parallel printer status bits.
145 ;
146 0007 p.ackn equ 7 ;acknowledge
147 0006 p.onln equ 6 ;on line
148 0005 p.rdyi equ 5 ;ready to input
149 0004 p.rdyo equ 4 ;ready to output
150 0002 p.strb equ 2 ;data stobe
151 0000 p.auto equ 0 ;auto LF enable
152
153 subttl Code Generation Control Macros Definitions
154 page
```

```

155
156      ;; Rom code placement macros.
157      ;
158      ;; The Common Segment holds the non-resident (banked) portion
159      ; of the monitor. This segment is not copied to ram.
160      ;
161      ;; The Data Segment holds the resident portion of the monitor.
162      ; It is moved to ram at location MONITR during initialization.
163      ;
164      ;; The Code Segment holds the various Transient Commands. Each
165      ; command is loaded from the ROM to the TPA when it is executed.
166      ;
167      ;; The following macros keep it all straight.
168      ;
169      ;; below - Generate code for rom below.
170      ;
171      below macro
172      segment b          ;;enable common segment
173      endm
174
175      ;; above - Generate code for ram above.
176      ;
177      above macro
178      segment d          ;;enable data segment
179      endm
180
181      ;; Overlay - Generate code for transients.
182      ;
183      overlay macro addr
184      tloc defl tloc+$-cloc
185      addr equ tloc+bloc+cloc-Monitr
186      segment c          ;;enable code segment
187      endm
188
189      ;; bseg - activate common segment.
190      ;
191      bseg macro
192      common /COMROM/
193      defs comres
194      sega defl $
195      endm
196
197      ;; segment - Activate Segment.
198      ;
199      segment macro s
200      update          ;;update active phase counter
201      s&space defl -1  ;;set enabled segment active
202      s&seg          ;;activate segment code placement
203      .phase s&loc  ;;set absolute segment location counter
204      endm
205
206      ;; update - Update Phase Counters.
207      ;
208      update macro
209      if bspace

```

```

210          comres defl    $-rom+100h-3
211          endif
212          irpc    x,<bcd>
213          if     x&space      ;;if segment active
214          if     cspace
215          if     tpal lt ($-cloc)
216          tpal  defl    $-cloc
217          endif
218          else
219          x&loc  defl    $      ;;save segment address
220          endif
221          x&space defl    0      ;;clear segment active
222          .dephase      ;;revert to relocatable
223          endif
224          endm
225          endm
226
227          0000      bloc  defl    rom      ;establish non-resident code base
228          F000      dloc  defl    monitr   ;establish resident code base
229          0000      tloc  defl    0        ;establish Transient code base
230          0000      tpal  defl    0        ;establish maximum transient length
231          0000      bspace defl    0        ;preset common segment inactive
232          0000      cspace defl    0        ;preset code segment inactive
233          0000      dspace defl    0        ;preset data segment inactive
234          0000      comres defl    0        ;preset common base address
235
236          subttl   Ram Loader for Testing Only
237          page

```



Balcones Operating System for the XEROX 820-II MACRO-80 3.44 09-Dec-81  
 Ram Loader for Testing Only

```

238
239
240      0000!      +
241      0000!      entry:
242
243      0000!      21 00FD!      xcks:  ld      hl,bbase+movln
244      0003!      01 17FF      ld      bc,romsiz-1
245      0006!      1E 00      ld      e,0          ;preset checksum
246      0008!      7E          xcks1:  ld      a,(hl)
247      0009!      23          inc     hl
248      000A!      83          add     a,e
249      000B!      5F          ld      e,a
250      000C!      0B          dec     bc
251      000D!      78          ld      a,b
252      000E!      B1          or      c
253      000F!      20 F7      jr      nz,xcks1
254      0011!      7B          ld      a,e          ;store twos complement of checksum
255      0012!      ED 44      neg
256      0014!      77          ld      (hl),a      ;store checksum
257      0015!      C3 0000      jp      0
258
259      subttl  System Initialization
260      page

```

```

261
262
263      0018!      bbase:      ;symbol for accessing non-resident base address
264      0018!      defs      100h-(entry-3),-1
265
266      00E5      movln      equ      $-bbase
267      00FD      comres     defl      100h-3
268
269      below
270      0000!      +      defs      comres      ;generate non-resident code
271
272      ;;      prs - preset storage.
273      ;
274      ;      Entry:  Power up or Reset button.
275      ;
276      0000      F3      prs:      di      ;lock up system
277      0001      AF      xor      a
278      0002      3D      prs1:     dec      a      ;the pause that refershes
279      0003      20 FD      jr      nz,prs1
280      0005      ED 73 FFE0      ld      (rstsp),sp      ;save partial reset state
281      0009      22 FFE2      ld      (rsthl),hl      ;in case the luser go boom
282      000C      E1      pop      hl      ;pick possible return off stack
283      000D      22 FFE4      ld      (rstpc),hl
284      0010      D9      exx      ;give primary registers half a break
285      0011      1C      inc      e
286      0012      31 3839      ld      sp,3839h      ;load strange values in SP
287      0015      31 4142      ld      sp,4142h
288      0018      4C      ld      c,h      ;insure
289      0019      43      ld      b,e      ;registers
290      001A      4F      ld      c,a      ;can
291      001B      4E      ld      c,(hl)      ;forget
292      001C      45      ld      b,l      ;insure
293      001D      53      ld      d,e      ;registers
294      001E      43      ld      B,e      ;can
295      001F      4F      ld      C,a      ;copy
296      0020      4D      ld      C,l
297      0021      50      ld      d,b
298      0022      55      ld      d,l
299      0023      54      ld      d,h
300      0024      45      ld      b,l
301      0025      52      ld      d,d
302      0026      08      ex      af,af
303      0027      3E 17      ld      a,24-1      ;line up bottom of screen
304      0029      D3 14      out      (scroll),a      ;init scroll port
305      002B      21 3000      ld      hl,crtmem      ;clear display memory
306      002E      36 20      ld      (hl),''
307      0030      11 3001      ld      de,crtmem+1
308      0033      01 0BFF      ld      bc,crtmax-crtmem-1
309      0036      ED B0      ldir     ;pray the video hardware works
310      0038      31 F000      ld      sp,monitr      ;insure monitor ram ok
311      003B      21 AA55      prs2:   ld      hl,0aa55h      ;walk checker board through ram
312      003E      C1      pop      bc      ;read ram
313      003F      E5      push     hl      ;write ram fast
314      0040      D1      pop      de      ;read ram fast
315      0041      C5      push     bc      ;put ram back

```

Balcones Operating System for the XEROX 820-II MACRO-80 3.44 09-Dec-81  
System Initialization

```

316 0042 F1          pop      af          ;and verify it
317 0043 90          sub      b
318 0044 20 76       jr      nz,err1      ;if ram failure
319 0046 ED 52       sbc     hl,de
320 0048 20 72       jr      nz,err1      ;if ram or register failure
321 004A 3B          dec     sp            ;advance test address
322 004B 3F          ccf
323 004C ED 7A       adc     hl,sp
324 004E 20 EB       jr      nz,prs2      ;if top of memory not reached
325 0050 31 0000     ld      sp,stack     ;set monitor stack
326 0053 21 0000     ld      hl,prs       ;set rom address
327 0056 01 1800     ld      bc,romsiz
328 0059 CD 00AF     call   ccs           ;compute check sum
329 005C 20 63       jr      nz,err2      ;if bad rom
330 005E 21 00E6     ld      hl,intab     ;point to default variable table
331 0061 06 00       prs3: ld      b,0
332 0063 4E          ld      c,(hl)       ;set data block length
333 0064 23          inc     hl
334 0065 5E          ld      e,(hl)       ;set variable address in ram
335 0066 23          inc     hl
336 0067 56          ld      d,(hl)
337 0068 23          inc     hl            ;point to initial values
338 0069 ED B0       ldir                    ;copy data from rom to variables in ram
339 006B CB 7E       bit    7,(hl)
340 006D 28 F2       jr      z,prs3       ;if more data to preset
341 006F 23          inc     hl            ;point to i/o init data table
342 0070 46          prs4: ld      b,(hl)    ;set number of bytes to preset
343 0071 23          inc     hl
344 0072 4E          ld      c,(hl)       ;set i/o port address
345 0073 23          inc     hl
346 0074 ED B3       otir                    ;shoot preset data to i/o device
347 0076 CB 7E       bit    7,(hl)
348 0078 28 F6       jr      z,prs4       ;if more devices require initialization
349 007A DB 1E       in     a,(kbddat)    ;assert PARDY
350 007C ED 5E       im     2             ;select interrupt mode 2
351 007E 3E FF       ld     a,high vectab ;set interrupt vector page
352 0080 ED 47       ld     i,a
353 0082 21 041B     ld     hl,rbase     ;set resident base address
354 0085 11 F000     ld     de,monitr    ;set monitor address
355 0088 01 0F00     ld     bc,ram-monitr ;set max resident length
356 008B ED B0       ldir                    ;plant monitor upstairs
357 008D 21 1800     ld     hl,Rx1984    ;prognosticate
358 0090 01 0800     ld     bc,Lx1984
359 0093 CD 00AF     call   ccs
360 0096 20 14       jr      nz,prs5
361 0098 2A 1FFD     ld     hl,(Rx1984+Lx1984-3)
362 009B 11 55AA     ld     de,55aah
363 009E ED 52       sbc     hl,de
364 00A0 21 FAD8     ld     hl,cmdtab
365 00A3 11 F360     ld     de,seltab
366 00A6 01 FC55     ld     bc,cloc
367 00A9 CC 1800     call   z,Rx1984     ;FutureShock
368 00AC C3 FC55     prs5: jp     signon   ;Signon Resident Monitor
369
370 00AF 1E 00       ccs:  ld     e,0     ;preset ckecksum
371 00B1 7E          ccs1: ld     a,(hl)

```

```

372      00B2      23          inc      hl
373      00B3      83          add      a,e
374      00B4      5F          ld       e,a
375      00B5      0B          dec      bc
376      00B6      78          ld       a,b
377      00B7      B1          or       c
378      00B8      20 F7      jr       nz,ccs1
379      00BA      B3          or       e
380      00BB      C9          ret
381
382      00BC      21 00D4      err1:   ld       hl,errm1      ;set ram error message
383      00BF      18 03          jr       err
384      00C1      21 00DD      err2:   ld       hl,errm2
385      00C4      11 3024      err:    ld       de,crtmem+40-(errm1/2)
386      00C7      01 0009      ld       bc,errm1
387      00CA      ED B0          ldir
388      00CC      0B          err3:   dec      bc          ;pause a while
389      00CD      78          ld       a,b
390      00CE      B1          or       c
391      00CF      20 FB      jr       nz,err3
392      00D1      C3 0000      jp       prs          ;try restart again
393
394      00D4      52 61 6D 20      errm1:  db      'Ram Error'
395      00D8      45 72 72 6F
396      00DC      72
397      00DD      52 6F 6D 20      errm2:  db      'Rom Error'
398      00E1      45 72 72 6F
399      00E5      72
400      0009
401      errm1   equ      ($-errm1)/2
402
403      ;;          initialize the interrupt vector table
404      ;
405      00E6      02          intab:  defb     2
406      00E7      FF1A         defw     sysvec+2
407      00E9      F140         defw     -keysrv      ;parallel keyboard interrupt vector
408
409      00EB      06          defb     6
410      00EC      FF12         defw     ctvec+2
411      00EE      F1FD         defw     milli        ;one millisecond interrupt timer
412      00F0      0000         defw     0
413      00F2      F192         defw     timer        ;one second timer interrupt vector
414      ;
415      ;          init keyboard fifo
416      ;
417      00F4      03          defb     3
418      00F5      FF30         defw     fifcnt
419      00F7      00          defb     0          ;fifo count
420      00F8      00          defb     0          ;fifo in
421      00F9      00          defb     0          ;fifo out
422      ;
423      ;          initialize the crt display
424      ;
425      00FA      08          defb     8
426      00FB      FFAC         defw     cursor
427      00FD      3000         defw     crtmem      ;base address is 3000h
428      00FF      02          defb     02         ;use non-blinking box cursor

```

Balcones Operating System for the XEROX 820-II MACRO-80 3.44 09-Dec-81  
System Initialization

```

428      0100      3000      defw      crtmem      ;direct crt memory output address
429      0102      17      defb      23      ;initial scroll base
430      0103      00      defb      0      ;initial leadin
431      0104      00      defb      0      ;initial attribute
432      ;
433      ;      Initialize configurable parameter addresses
434      ;
435      0105      0C      defb      2*numcon
436      0106      FFBF      defw      contbl      ;configure table address
437      0108      F10C      cfinit: defw      siomsk      ;printer output ready mask
438      010A      F10E      defw      sioval      ;printer output ready value
439      010C      F115      defw      xonenb      ;Xon / Xoff enable/disable (NOP or RET)
440      010E      FF54      defw      steprt      ;step rate for wd1797
441      0110      FFCB      defw      spare1
442      0112      FFCC      defw      spare2
443      0006      numcon    equ      ($-cfinit)/2
444
445      0114      04      defb      2*2
446      0115      FF3C      defw      availb
447      0117      F7FD      defw      iobloc+iobdvs
448      0119      FC80      defw      ram-280h
449
450      011B      FF      defb      -1      ;end of variable init table
451
452      ;;      I/O port initialization.
453      ;
454      ;      initialize system pio for use as bank-switch,
455      ;      configuration select and parallel keyboard input
456      ;
457
458      011C      01 1D      defb      1,sysctl
459      011E      4F      defb      01001111b      ;select input mode
460
461      011F      01 1C      defb      1,syspio
462      0121      80      defb      10000000b      ;enable ROM
463
464      0122      03 1D      defb      3,sysctl
465      0124      CF      defb      11001111b      ;put system pio in bit mode
466      0125      3F      defb      00111111b      ;make bits 5, 4, 3, 2, 1, and 0 be inputs
467      0126      07      defb      00000111b      ;disable interrupts
468
469      0127      03 1F      defb      3,kbdctl
470      0129      4F      defb      01001111b      ;put keyboard port in input mode
471      012A      1A      defb      sysvec+2      ;load keyboard interrupt vector
472      012B      83      defb      10000011b      ;enable interrupts
473
474      ;
475      ;      Initialize Counter Timer Circuit.
476      ;
476      012C      02 18      defb      2,ctc0
477      012E      03      defb      00000011b      ;reset timer
478      012F      10      defb      low ctcvec      ;base interrupt vector for ctc
479
480      0130      02 19      defb      2,ctc1
481      0132      07      defb      00000111b      ;start timer, but no interrupts
482      0133      FA      defb      250      ;ctc1 period = 1 msec
483

```

```

484      0134      02 1A      defb      2,ctc2
485      0136      27      defb      00100111b      ;put ctc2 in timer / 256 mode (64 usec/count)
486      0137      7D      defb      125      ;ctc2 period = 8 msec
487
488      0138      02 1B      defb      2,ctc3
489      013A      C7      defb      11000111b      ;put ctc3 in counter mode with interrupt
490      013B      7D      defb      125      ;ctc3 period = 125*8 msec = 1 second
491
492      ;
493      ;      initialize sio channel b for asynchronous serial
494      ;      interface to printer or terminal
495      013C      0A 07      defb      10,siocpb
496      013E      01      defb      1      ;select register #1
497      013F      00      defb      00000000b      ;disable interrupts
498      0140      02      defb      2      ;select register #2
499      0141      00      defb      low siovec      ;base sio interrupt vector
500      0142      03      defb      3      ;select register #3
501      0143      41      defb      01000001b      ;7 bits/rx characters
502      0144      04      defb      4      ;select register #4
503      0145      47      defb      01000111b      ;16x clock, 1 stop bit, even parity enabled
504      0146      05      defb      5      ;select register #5
505      0147      AA      defb      10101010b      ;DTR, 7 bits/tx character, Tx enb, RTS
506
507      0148      01 0C      defb      1,baudb
508      014A      07      defb      0111b      ;default clock is 1200 bps
509
510      ;
511      ;      initialize communications port for async modem interface
512      ;
513      014B      08 06      defb      8,siocpa
514      014D      01      defb      1      ;select register #1
515      014E      00      defb      00000000b      ;disable interrupts
516      014F      03      defb      3      ;select register #3
517      0150      41      defb      01000001b      ;7 bits/rx characters
518      0151      04      defb      4      ;select register #4
519      0152      47      defb      01000111b      ;16x clock, 1 stop bit, even parity enabled
520      0153      05      defb      5      ;select register #5
521      0154      AA      defb      10101010b      ;DTR, 7 bits/tx character, Tx enb, RTS
522
523      0155      01 00      defb      1,bauda
524      0157      05      defb      0101b      ;default clock is 300 bps
525
526      0158      01 68      defb      1,async      ;set internal Rx+Tx clocks
527      015A      00      defb      0
528
529      ;
530      ;      initialize PIO for Centronics style printer
531      015B      03 09      defb      3,gpioca
532      015D      CF      defb      11001111b      ;mode 3
533      015E      00      defb      00000000b      ;all output
534      015F      07      defb      00000111b      ;no interrupts
535
536      0160      03 0B      defb      3,gpiocb
537      0162      CF      defb      11001111b      ;mode 3
538      0163      F0      defb      11110000b      ;upper nibble in, lower out
539      0164      07      defb      00000111b      ;no interrupts

```

Balcones Operating System for the XEROX 820-II MACRO-80 3.44 09-Dec-81  
System Initialization

```
540
541      0165      01 0A      defb      1,gpiodb
542      0167      05      defb      (1 shl p.strb) or (1 shl p.auto)
543
544      0168      FF      defb      -1          ;end of i/o init table
545
546      subttl    Resident Monitor Entry Points
547      page
```

```

548
549
550      ;;      Resident monitor entry points.
551      ;
552      ;      This Entry Point Vector provides the only reliable access
553      ;      to services provided by the Resident Monitor. Any access
554      ;      to code in the Monitor or its Ram page past the keyboard
555      ;      variables is not allowed. Future releases of the Resident
556      ;      Monitor will always provide compatability with these entry
557      ;      vectors.
558      ;
559      ;      This restriction also applies to the Resident Monitor Ram
560      ;      Page at the top of memory. Access to Ram Variables must
561      ;      be obtained through the appropriate entry vector.
562
563      0266!      +      above
564      F000      C3 F07C      cold:      jp      restart      ;monitor restart
565      F003      C3 FA62      warm:      jp      prompt      ;monitor entry point
566      F006      C3 F0CD      const:   jp      kbdst      ;console status to A
567      F009      C3 F0D8      conin:   jp      kbdiin     ;console input to A
568      F00C      C3 F2F1      conout:  jp      crtout     ;console output from A
569      F00F      C3 F2FE      ;jp      fastcrt    ;fast crt output from C
570      F012      C3 F0E5      ;jp      siost     ;sio channel b status to A
571      F015      C3 F0F0      ;jp      sioin     ;sio channel b input to A
572      F018      C3 F0F8      ;jp      siout     ;sio channel b output from A
573      F01B      C3 FA17      ;jp      select    ;select drive in C
574      F01E      C3 FA3C      ;jp      home      ;home r/w head
575      F021      C3 FA3E      ;jp      seek      ;seek to track in C
576      F024      C3 FA48      ;jp      read      ;read sector C -> buffer @ HL
577      F027      C3 FA44      ;jp      write     ;write sector C <- buffer @ HL
578      F02A      C3 F344      ;jp      xqdrv     ;execute physical driver request @ HL
579      F02D      C3 F284      ;jp      setcur    ;set direct crt cursor from HL
580      F030      C3 F288      ;jp      outcur    ;direct crt display
581      F033      C3 F2A3      ;jp      crtldir   ;crt memory block move ala' LDIR
582      F036      C3 F097      ;jp      getsel    ;return address of disk mapping table to HL
583      F039      C3 F086      ;jp      dayti:    ;return address of Time-of-Day
584      F03C      C3 F08B      ;jp      config    ;return configuration status
585      F03F      C3 F105      ;jp      siordy    ;sio channel b output ready status
586      F042      C3 F0A4      ;jp      setcon    ;set configuration
587      F045      C3 F0BF      ;jp      ssp       ;start screen print
588      F048      C3 F13F      usrsec:  jp      nulint    ;user accessible 1 second interrupt
589      F04B      C3 F7A3      ;jp      iocons    ;console status through iobyte
590      F04E      C3 F7AF      ;jp      ioconi    ;console input through iobyte
591      F051      C3 F796      ;jp      iocono    ;console output through iobyte
592      F054      C3 F78B      ;jp      iolist    ;printer output through iobyte
593      F057      C3 F7CC      ;jp      iolsts    ;printer status through iobyte
594      F05A      C3 F770      ;jp      comins    ;communications input ready status
595      F05D      C3 F775      ;jp      cominp    ;communications input data to A
596      F060      C3 F77F      ;jp      comout    ;communications output data from C
597      F063      C3 F788      ;jp      comots    ;communications output ready status
598      F066      C3 F13F      ;iale:  jp      nulint    ;idle while i/o is pending
599      F069      C3 F0D2      softv:  jp      soft      ;record soft error
600      F06C      ;defs    16,-1      ;space for option rom linkage

```

subttl Monitor Function Processors  
page



```

604
605           ;;      Monitor Restart.
606           ;
607   F07C   F3      restart:di          ;lock system
608   F07D   DB 1C   in      a,(syspio)
609   F07F   F6 80   or      1 shl 7      ;enable banked rom
610   F081   D3 1C   out     (syspio),a
611   F083   C3 0000 jp      prs          ;reload monitor from rom or ram
612
613           ;;      Daytim - Return Address of Time-of-Day.
614           ;
615   F086   11 FF56 daytim: ld     de,day      ;point to day of month
616   F089   18 0F   jr      retval
617
618           ;;      Config - Return Configuration Status Byte.
619           ;
620   F08B   3A F0E3 config: ld     a,(mask)      ;turn keyboard mask into c.keym
621   F08E   E6 80   and     080h
622   F090   F6 00   or      0
623   F091   equ    $-1 ;*****=>;This word stored by Preset
624   F092   5F     ld     e,a
625   F093   16 01   ld     d,rev-400      ;return revision level
626   F095   18 03   jr      retval
627
628           ;;      getsel - Get address of Select table.
629           ;
630   F097   11 F360 getsel: ld     de,Seltab      ;set select table address
631
632           ;;      Retval - Return Value to Caller.
633           ;
634   F09A   24     retval: inc    h          ;see if high level language call
635   F09B   25     dec    h
636   F09C   28 03   jr      z,retvl      ;if assembly level call
637   F09E   73     ld     (hl),e        ;store answer in variable
638   F09F   23     inc    hl
639   FOA0   72     ld     (hl),d
640   FOA1   EB     retvl: ex     de,hl      ;leave result in HL as well
641   FOA2   FB     eiret: ei
642   FOA3   C9     ret
643
644           ;;      setcon - set configuration.
645           ;
646   FOA4   7E     setcon: ld     a,(hl)      ;get configuration table index
647   FOA5   CB BF   res     7,a
648   FOA7   FE 06   cp     numcon
649   FOA9   00     ret     nc          ;if index out of range
650   FOAA   5F     ld     e,a
651   FOAB   7E     ld     a,(hl)      ;get read/write flag
652   FOAC   23     inc    hl
653   FOAD   46     ld     b,(hl)      ;get configuration data
654   FOAE   16 00   ld     d,0
655   FOB0   21 FFBF ld     hl,contbl      ;set address of configuration table addresses
656   FOB3   19     add    hl,de
657   FOB4   19     add    hl,de
658   FOB5   5E     ld     e,(hl)      ;get configurable byte address

```

```

659     FOB6     23             inc     hl
660     FOB7     56             ld      d,(hl)
661     FOB8     EB             ex      de,hl
662     FOB9     CB 7F          bit     7,a           ;set direction
663     FOBB     7E             ld      a,(hl)       ;get previous value
664     FOBC     C8             ret     z             ;if asking current configuration
665     FOBD     70             ld      (hl),b       ;store new configuration
666     FOBE     C9             ret
667
668
669     ;:         ssp - start screen print.
670     ;
671     ssp:      ld      a,3+((24+1) shl 2) ;start with cr/lf
672             ld      (spact),a
673             xor     a
674             ld      (spcnt),a
675             ld      a,8lh       ;start millisecond timer
676             out    (ctcl),a
677             ret
678
679     subttl   Console / Printer Drivers
        page

```

```

680
681          above                ;run this code upstairs
682 00CD"      +                d&seg
683
684          ;; kbdst - keyboard status.
685          ;
686          ; Returns A = 0 if no char
687          ; A = -1 if char available
688          ;
689 F0CD      3A FF30      kbdst: ld    a,(fifcnt)    ;get input fifo bytecount
690 F0D0      B7          or     a
691 F0D1      C8          ret     z                ;if keyboard queue is empty
692
693          ;; soft - record soft error.
694          ;
695 F0D2      F6 FF      soft:  or     -1          ;set ready / error status
696 F0D4      C9          ret
697
698          ;; kbdin - Keyboard Input.
699          ;
700          ; Returns A = character
701          ;
702 F0D5      CD F066      kbdin1: call  idle        ;idle cpu
703 F0D8      CD F0CD      kbdin:  call  kbdst
704 F0DB      28 F8      jr     z,kbdin1        ;loop until keyboard input ready
705 F0DD      E5          push  hl
706 F0DE      CD F130      call  remove        ;get keyboard entry
707 F0E1      E1          pop   hl
708 F0E2      E6 7F      kbmask: and   07fh
709 F0E3      mask      equ   $-1      ;*****=>;this byte modified by ESC O/I
710 F0E4      C9          ret
711
712          ;; siost - sio channel b input ready status.
713          ;
714 F0E5      DB 07      siost:  in     a,(siocpb)    ;get sio status register
715 F0E7      E6 01      and   0000001b
716 F0E9      C8          ret     z                ;if no data available
717 F0EA      3E FF      ld     a,-1
718 F0EC      C9          ret
719
720          ;; sioin - Sio channel b input character.
721          ;
722 F0ED      CD F066      sioin1: call  idle        ;idle cpu
723 F0F0      CD F0E5      sioin:  call  siost        ;test console status
724 F0F3      28 F8      jr     z,sioin1        ;loop until data is
725 F0F5      DB 05      in     a,(siodpb)    ;ready at sio data port
726 F0F7      C9          ret
727
728          ;; sioout - Sio channel B output character.
729          ;
730 F0F8      F5          sioout: push  af
731 F0F9      CD F105      siox1: call  siordy
732 F0FC      CC F066      call  z,idle        ;idle cpu if transmitter not ready
733 F0FF      28 F8      jr     z,siox1
734 F101      F1          pop   af

```

```

735      F102    D3 05                out      (siodpb),a      ;output data to sio
736      F104    C9                    ret
737
738      ;;      siordy - Sio channel B output ready ststus.
739      ;
740      F105    3E 10                siordy: ld      a,10h      ;reset status latch
741      F107    D3 07                out      (siocpb),a
742      F109    DB 07                in       a,(siocpb)
743      F10B    E6 04                and     00000100b      ;test tbe status bit
744      F10C    F10C    E6 04                siomsk equ    $-1      ;*****=>;modified at run time
745      F10D    EE 04                xor     00000100b
746      F10E    F10E    EE 04                sioval equ    $-1      ;*****=>;modified at run time
747      F10F    28 02                jr      z,siord1      ;if hardware is ready
748      F111    AF                    xor     a
749      F112    C9                    ret
750      F113    F6 FF                siord1: or     -1      ;set ready status
751      F115    00                    xonenb: nop          ;*****=>;put RET here to disable Xon/Xoff
752      F116    CD F0E5                call    siost
753      F119    28 11                jr      z,siord3      ;if input not available
754      F11B    CD F0F0                call    sioin
755      F11E    E6 7F                and     7fh
756      F120    D6 13                sub     Xoff
757      F122    28 05                jr      z,siord2      ;if printer said Stop
758      F124    D6 FE                sub     Xon-Xoff
759      F126    20 04                jr      nz,siord3     ;if not Resume
760      F128    2F                    cpl
761      F129    32 F12D                siord2: ld     (xofflg),a ;set printer ready
762      F12C    3E FF                siord3: ld     a,-1
763      F12D    F12D    3E FF                xofflg equ    $-1      ;*****=>;set ^S pending flag
764      F12E    B7                    or     a
765      F12F    C9                    ret
766
767      ;;      Remove - remove key from fifo.
768      ;
769      F130    21 FF30                remove: ld     hl,fifcnt ;decrement fifo count
770      F133    35                    dec     (hl)
771      F134    21 FF32                ld     hl,fifout      ;point hl to fifo output offset
772      F137    34                    index: inc    (hl)     ;advance fifo pointer
773      F138    CB A6                    res     4,(hl)       ;modulo 16
774      F13A    3E 20                ld     a,low fifo
775      F13C    86                    add     a,(hl)       ;index into fifo by offset
776      F13D    6F                    ld     l,a
777      F13E    7E                    ld     a,(hl)       ;fetch character in fifo
778      F13F    C9                    nulint: ret
779
780      subttl Interrupt Service Routines
781      page

```

## Interrupt Service Routines

```

782
783           ;;      isr - interrupt service routines.
784           ;
785           service macro
786             ld      (savstk),sp      ;;save user stack pointer and
787             ld      sp,intstk      ;;switch to local stack
788             push   hl              ;;save machine state
789             push   af
790             endm
791
792           ;;      keysrv - parallel keyboard interrupt service.
793           ;
794           F140 keysrv: service      ;save state
795           F140 ED 73 F1EC          +      ld      (savstk),sp
796           F144 31 FF50            +      ld      sp,intstk
797           F147 E5                  +      push   hl
798           F148 F5                  +      push   af
799           F149 C5                  +      push   bc
800           F14A DB 1E              in      a,(kbddat)      ;read keyboard input port
801           F14C 2F                  cpl
802           F14D FE 9E              cp      Scrprt
803           F14F 20 16              jr      nz,key2      ;if not screen print key
804           F151 3A F20E            ld      a,(spact)
805           F154 B7                  or      a
806           F155 28 0B              jr      z,key1      ;if screen not printing now
807           F157 3E 07              ld      a,3+(1 shl 2) ;set state to cr/lf/stop
808           F159 32 F20E            ld      (spact),a    ;set screen print state
809           F15C AF                  xor     a
810           F15D 32 F224            ld      (spcnt),a    ;restart character counter
811           F160 18 2D              jr      key5
812           F162 CD F0BF            key1:  call  ssp      ;start screen print
813           F165 18 28              jr      key5
814           F167 21 FF30            key2:  ld      hl,fifcnt ;bump input fifo character count
815           F16A FE 9B              cp      Abort      ;check user Abort Key
816           F16C 28 11              jr      z,key3      ;warm start system
817           F16E 4F                  ld      c,a
818           F16F 7E                  ld      a,(hl)
819           F170 3C                  inc     a
820           F171 FE 10              cp      16
821           F173 30 1A              jr      nc,key5     ;exit now if fifo is full
822           F175 77                  ld      (hl),a
823           F176 21 FF31            ld      hl,fifin    ;point hl to fifo input offset
824           F179 CD F137            call   index
825           F17C 71                  ld      (hl),c      ;store character in fifo @ hl
826           F17D 18 10              jr      key5
827           F17F CD F1EF            key3:  call  retins    ;release Pio interrupt controller
828           F182 06 03              ld      b,3
829           F184 36 00              key4:  ld      (hl),0 ;clear fifo count
830           F186 2C                  inc     l            ;and fifo in/out pointers
831           F187 10 FB              djnz   key4
832           F189 CD F293            call   crtoff       ;turn crt memory off
833           F18C CD F003            call   warm         ;and warm start system
834           F18F C1                  key5:  pop     bc
835           F190 18 57              jr      rfi         ;return from interrupt
836

```

```

837          ;;      timer - Once per second interrupt.
838          ;
839          F192          timer:  service
840          F192          ED 73 F1EC      +      ld      (savstk),sp
841          F196          31 FF50          +      ld      sp,intstk
842          F199          E5              +      push   hl
843          F19A          F5              +      push   af
844          F19B          2A FF52          ld      hl,(tikcnt)      ;advance binary seconds counter
845          F19E          23              inc     hl
846          F19F          22 FF52          ld      (tikcnt),hl
847          F1A2          CD F048          call   usrsec            ;invoke user's interrupt routine
848          F1A5          21 FF55          ld      hl,timout       ;decrement disk turn-off timer
849          F1A8          35              dec     (hl)
850          F1A9          20 06           jr      nz,timer1       ;exit if not timed out yet
851          F1AB          DB 1C           in      a,(syspio)
852          F1AD          E6 F8           and     11111000b       ;disable all drive selects which
853          F1AF          D3 1C           out     (syspio),a      ;turns off spindle motors
854          F1B1          C5              timer1: push  bc
855          F1B2          06 02           ld      b,2
856          F1B4          3E 3B           ld      a,59
857          F1B6          21 FF5B           ld      hl,secs         ;point at wall clock
858          F1B9          34              timer2: inc     (hl)      ;increment seconds
859          F1BA          BE              cp      (hl)
860          F1BB          30 2B           jr      nc,timer3       ;if not one minute or hour
861          F1BD          36 00           ld      (hl),0
862          F1BF          2B              dec     hl
863          F1C0          10 F7           djnz   timer2
864          F1C2          3E 17           ld      a,23
865          F1C4          34              inc     (hl)            ;increment hours
866          F1C5          BE              cp      (hl)
867          F1C6          30 20           jr      nc,timer3       ;if not one day
868          F1C8          36 00           ld      (hl),0
869          F1CA          D5              push   de
870          F1CB          2B              dec     hl
871          F1CC          2B              dec     hl
872          F1CD          4E              ld      c,(hl)         ;get month
873          F1CE          2B              dec     hl              ;point to day
874          F1CF          11 F1F0          ld      de,dpm-1       ;point to day/month table
875          F1D2          EB              ex     de,hl
876          F1D3          09              add    hl,bc
877          F1D4          7E              ld      a,(hl)         ;get number of days
878          F1D5          EB              ex     de,hl
879          F1D6          D1              pop    de
880          F1D7          34              inc     (hl)           ;increment day
881          F1D8          BE              cp      (hl)
882          F1D9          30 0D           jr      nc,timer3       ;if not end of month
883          F1DB          36 01           ld      (hl),1         ;reset day in month
884          F1DD          23              inc     hl
885          F1DE          34              inc     (hl)           ;increment month
886          F1DF          3E 0B           ld      a,11
887          F1E1          BE              cp      (hl)
888          F1E2          30 04           jr      nc,timer3       ;if not new years eve
889          F1E4          36 01           ld      (hl),1         ;wrap december to january
890          F1E6          23              inc     hl
891          F1E7          34              inc     (hl)           ;signal Guy Lombardo
892          F1E8          C1              timer3: pop  bc

```

```

893
894
895      ;;      rfi - return From Interrupt.
896      ;
896      F1E9      F1      rfi:      pop      af
897      F1EA      E1      pop      hl
898      F1EB      31 0000      ld      sp,0      ;restore stack
899      F1EC      F1      savstk  equ      $-2      ;*****=>;this word modified at runtime
900      F1EE      FB      ei      ;re-enable interrupts and return
901      F1EF      ED 4D      retins:  reti
902
903      ;;      Table of days per month.
904      ;
905      F1F1      1F      dpm:      db      31      ;january
906      F1F2      1C      db      28      ;february
907      F1F3      1F      db      31      ;march
908      F1F4      1E      db      30      ;april
909      F1F5      1F      db      31      ;may
910      F1F6      1E      db      30      ;june
911      F1F7      1F      db      31      ;july
912      F1F8      1F      db      31      ;august
913      F1F9      1E      db      30      ;september
914      F1FA      1F      db      31      ;october
915      F1FB      1E      db      30      ;november
916      F1FC      1F      db      31      ;december
917
918      ;;      milli - Millisecond timer interrupt service.
919      ;
920      F1FD      ED 73 F1EC      +      milli:  service
921      F1FD      31 FF50      +      ld      (savstk),sp
922      F201      E5      +      ld      sp,intstk
923      F204      2A FF50      +      push   hl
924      F205      23      +      push   af
925      F206      22 FF50      ld      hl,(Milsec)
926      F209      21      inc     hl      ;increment millisecond counter
927      F20A      20 FF50      ld      (Milsec),hl
928      F20D      3E 00      ld      a,0      ;set screen print flag
929      F20E      spact  equ     $-1      ;*****=>;this byte modified at runtime
930      F20F      67      ld      h,a
931      F210      E6 03      and     3
932      F212      28 6D      jr      z,mill16      ;if not printing screen
933      F214      6F      ld      l,a
934      F215      CD F105      call   siordy      ;get printer status
935      F218      28 67      jr      z,mill16      ;if printer not ready
936      F21A      2D      dec     l
937      F21B      20 48      jr      nz,mill12     ;if not character print state
938      F21D      DB 1C      in     a,(syspio)    ;get pio state
939      F21F      F5      push   af
940      F220      CD F29C      call   crton
941      F223      3E 00      ld      a,0      ;get character count
942      F224      spcnt  equ     $-1      ;*****=>;byte modified at runtime
943      F225      3D      dec     a
944      F226      FA F236      jp     m,mil10      ;if end of line
945      F229      32 F224      ld     (spcnt),a
946      F22C      21 0000      ld     hl,0      ;set next character address
947      F22D      spaddr  equ     $-2      ;*****=>;word modified at runtime
948      F22F      7E      ld     a,(hl)

```

```

949      F230      D3 05          out      (siodpb),a      ;fire hammer
950      F232      2C              inc      l              ;advance screen cursor
951      F233      AF              xor      a              ;do not advance state
952      F234      18 22          jr      mill1          ;if not end of line
953      F236      3E 61          mill0:  ld      a,1+(24 shl 2) ;set address of next print line
954      F238      94              sub      h
955      F239      1F              rra
956      F23A      CB 2F          sra      a
957      F23C      CD F31E        call     cca            ;compute cursor address
958      F23F      E5              push    hl            ;save next line address
959      F240      C5              push    bc
960      F241      06 50          ld      b,80          ;delete trailing blanks
961      F243      7D              ld      a,l
962      F244      80              add     a,b
963      F245      6F              ld      l,a
964      F246      2D              mill01: dec     l
965      F247      7E              ld      a,(hl)        ;get next character
966      F248      E6 7F          and     7fh
967      F24A      FE 20          cp
968      F24C      20 02          jr      nz,mil02      ;if not trailing blank
969      F24E      10 F6          djnz   mil01
970      F250      78              mill02: ld      a,b
971      F251      32 F224        ld      (spcnt),a     ;set number of characters to print
972      F254      C1              pop     bc
973      F255      E1              pop     hl
974      F256      3E 03          ld      a,3           ;set CR next state
975      F258      22 F22D        mill11: ld      (spaddr),hl ;set next display address
976      F25B      21 F20E        ld      hl,spact      ;set state variable
977      F25E      B6              or      (hl)          ;advance state
978      F25F      77              ld      (hl),a
979      F260      F1              pop     af            ;get pio back
980      F261      D3 1C          out     (syspio),a
981      F263      18 1C          jr      mill6
982      F265      2D              mill12: dec     l      ;check next state
983      F266      21 F20E        ld      hl,spact      ;set state address
984      F269      20 11          jr      nz,mill4      ;if not lf state
985      F26B      7E              ld      a,(hl)
986      F26C      D6 04          sub     l shl 2       ;advance line counter
987      F26E      77              ld      (hl),a
988      F26F      FE FE          cp      2-(1 shl 2)
989      F271      20 05          jr      nz,mill3
990      F273      3E 01          ld      a,l           ;disable ctc interrupt
991      F275      D3 19          out     (ctcl),a
992      F277      77              ld      (hl),a
993      F278      3E 0A          mill13: ld      a,lf    ;set line feed
994      F27A      18 02          jr      mill5
995      F27C      3E 0D          mill14: ld      a,cr    ;set carriage return
996      F27E      D3 05          mill15: out     (siodpb),a ;move paper or carriage
997      F280      35              dec     (hl)
998      F281      C3 F1E9        mill16: jp      rfi     ;return from interrupt
999
1000     subttl  Crt Driver.
1001     page

```



```

1002
1003           ;;      setcur - set direct display cursor position.
1004           ;
1005   F284     22 FFAF   setcur: ld      (dircur),hl      ;set up cursor address
1006   F287     C9       ret
1007
1008           ;;      outcur - store character directly to crt memory.
1009           ;
1010   F288     CD F29C   outcur: call   crton      ;turn on crt bank
1011   F28B     2A FFAF   ld      hl,(dircur)   ;fetch direct cursor
1012   F28E     71       ld      hl,c      ;store character
1013   F28F     23       inc     hl
1014   F290     22 FFAF   ld      (dircur),hl
1015
1016           ;;      crtoff - turn crt ram off.
1017           ;
1018   F293     F3       crtoff: di          ;lock pio access
1019   F294     DB 1C    in      a,(syspio)
1020   F296     CB BF    crtoff1: res   7,a      ;reset crt bank enable
1021   F298     FB       ei          ;unlock pio access
1022   F299     D3 1C    crton1: out   (syspio),a
1023   F29B     C9       ret
1024
1025           ;;      crton - turn crt ram on.
1026           ;
1027   F29C     F3       crton: di          ;lock time-out interrupt
1028   F29D     DB 1C    in      a,(syspio)   ;get pio status
1029   F29F     CB FF    set     7,a      ;enable bank
1030   F2A1     18 F6    jr      crton1
1031
1032           ;;      block move from/to crt memory.
1033           ;
1034           ;      Entry: HL = Source address
1035           ;      DE = Destination address
1036           ;      BC = Number of bytes to move
1037           ;      A = 0 - Move crt ram to crt ram
1038           ;      A < 0 - Move sys ram to crt ram
1039           ;      A > 0 - Move crt ram to sys ram
1040           ;
1041   F2A3     ED 73 F31B crtldir: ld      (usrstk),sp ;do not use callers stack
1042   F2A7     31 FFE0   ld      sp,crtstk ;since it may disappear
1043   F2AA     A7       and     a ;set entry conditions
1044   F2AB     CD F29C   call   crton
1045   F2AE     28 37    jr      z,crtmv ;block move within crt ram
1046   F2B0     F2 F2B5   jp     p,ldir2 ;if move from crt ram to system ram
1047   F2B3     EE 80    ldir1: xor    80h
1048   F2B5     D3 1C    ldir2: out   (syspio),a ;enable source bank
1049   F2B7     E5       push   hl ;save move source address
1050   F2B8     21 FF80   ld     hl,-80 ;count down one transfer buffer
1051   F2BB     ED 4A    adc   hl,bc
1052   F2BD     E3       ex     (sp),hl ;save overflow, retrieve source address
1053   F2BE     FA F2C4   jp     m,ldir3 ;if less than one buffer
1054   F2C1     01 0050   ld     bc,80 ;transfer one buffer
1055   F2C4     C5       ldir3: push  bc ;save byte count
1056   F2C5     D5       push  de ;save destination address

```

```

1057      F2C6      11 FF5C          ld      de,linbuf      ;set upper buffer
1058      F2C9      ED B0          ldir   de              ;move data to upper ram
1059      F2CB      D1             pop     de
1060      F2CC      C1             pop     bc
1061      F2CD      DB 1C          in     a,(syspio)     ;enable destination bank
1062      F2CF      EE 80          xor    80h
1063      F2D1      D3 1C          out   (syspio),a
1064      F2D3      E5             push   hl              ;save source address
1065      F2D4      21 FF5C          ld     hl,linbuf      ;set upper buffer
1066      F2D7      ED B0          ldir   hl              ;move data from buffer to destination
1067      F2D9      E1             pop     hl
1068      F2DA      C1             pop     bc              ;retrieve bytes left to transfer
1069      F2DB      78             ld     a,b
1070      F2DC      A7             and    a
1071      F2DD      FA F2E9        jp     m,crtmvo        ;no more move, turn crt ram off and return
1072      F2E0      B1             or     c
1073      F2E1      28 06          jr     z,crtmvo        ;if no more
1074      F2E3      DB 1C          in     a,(syspio)
1075      F2E5      18 CC          jr     ldir1           ;continue transfer one buffer at a crack
1076
1077      F2E7      ED B0          crtmv: ldir
1078      F2E9      CD F293        crtmv: call crtloff    ;turn crt ram off
1079      F2EC      ED 7B F31B      ld     sp,(usrstk)
1080      F2F0      C9             ret
1081
1082      subttl Resident Crt Driver.
1083      page

```

```

1084
1085      ;;      crtout - Crt Output Driver.
1086      ;
1087      ;      Entry:  Character in register A
1088      ;      16 bytes of stack space available
1089      ;      Exit:   Char displayed, all registers saved
1090      ;
1091      F2F1  E5      crtout: push  hl          ;maintain users registers on his stack
1092      F2F2  D5      push  de
1093      F2F3  C5      push  bc
1094      F2F4  F5      push  af
1095      F2F5  4F      ld    c,a          ;set character to process
1096      F2F6  CD F2FE call  fastcrt      ;process character quickly
1097      F2F9  F1      pop   af          ;restore callers registers
1098      F2FA  C1      pop   bc
1099      F2FB  D1      pop   de
1100      F2FC  E1      pop   hl
1101      F2FD  C9      ret
1102
1103      ;;      fastcrt - fast crt driver.
1104      ;
1105      ;      Entry:  Character in C
1106      ;      Exit:   The only register preserved is SP
1107      ;      Peeking in register A reveals valuable characters.
1108      ;
1109      F2FE  ED 73 F31B fastcrt:ld  (usrstk),sp ;do not use callers stack
1110      F302  31 FFE0  ld    sp,crtstk ;since it may disappear
1111      F305  DD E5   push ix
1112      F307  DB 1C   in   a,(syspio) ;read system pio
1113      F309  B7     or   a          ;set bank enable status
1114      F30A  F5     push af         ;save status for exit code
1115      F30B  CD F29C call  crton      ;turn on crt memory
1116      F30E  FB     ei          ;enable interrupts
1117      F30F  CD 0169 call  crtivr     ;execute crt driver rom
1118      F312  F1     pop  af         ;get previous bank enable status
1119      F313  F4 F293 call  p,crtoff   ;disable bank now if it was disabled on entry
1120      F316  DD E1   pop  ix
1121      F318  3E 00   ld   a,0        ;sneak balcones golden characters to FAST users
1122      F319          gold equ  $-1
1123      F31A  31 F31B ld   sp,usrstk  ;restore callers stack
1124      F31B          usrstk equ  $-2 ;*****=>;this operand word is modified at runtime
1125      F31D  C9     ret
1126
1127      ;;      cca - compute cursor address.
1128      ;
1129      ;      Entry:  A = Row
1130      ;
1131      F31E  67     cca:  ld   h,a
1132      F31F  3A FFB1 ld   a,(base)
1133      F322  84     add  a,h
1134      F323  3C     cca1: inc  a          ;entry with base absolute
1135      F324  D6 18  cca2: sub  24        ;ditto
1136      F326  30 FC  jr   nc,cca2
1137      F328  C6 78  add  a,24+2*crtbas
1138      F32A  67     ld   h,a

```

Balcones Operating System for the XEROX 820-II MACRO-80 3.44 09-Dec-81  
 Resident Crt Driver.

```

1139      F32B      2E 00          ld      1,0
1140      F32D      CB 2C          sra     h
1141      F32F      CB 1D          rr      l
1142      F331      C9             ret
1143
1144          ;;          rstatt - Restore Previous Attribute.
1145          ;
1146      F332      01 0000      rstatt: ld      bc,0          ;execute previous attribute routine
1147      F333          lstatt  equ     $-2
1148      F335      C5             push    bc
1149      F336      C9             ret
1150
1151      F337      E5             setprv: push    hl
1152      F338      21 01CF          ld      hl,setlow
1153      F339          prvatt  equ     $-2
1154      F33B      22 F333          ld      (lstatt),hl
1155      F33E      ED 43 F339      ld      (prvatt),bc
1156      F342      E1             pop     hl
1157      F343      C9             ret
1158
1159          subttl Rom-resident Crt Driver
1160          page

```

```

1161
1162
1163 0000!
1164
1165
1166
1167 0169 2A FFAC
1168 016C 3A FFB4
1169 016F 77
1170 0170 32 F319
1171 0173 3A FFB2
1172 0176 B7
1173 0177 20 1D
1174 0179 3A F0E3
1175 017C A1
1176 017D 4F
1177 017E FE 20
1178 0180 38 14
1179 0182 3A FFB3
1180 0185 B1
1181 0186 77
1182 0187 2C
1183 0188 7D
1184 0189 E6 7F
1185 018B FE 50
1186 018D 38 0A
1187 018F AD
1188 0190 6F
1189 0191 CD 02F7
1190 0194 18 03
1191 0196 CD 023D
1192 0199 22 FFAC
1193 019C 7E
1194 019D 32 FFB4
1195 01A0 3A FFAE
1196 01A3 FE 20
1197 01A5 C8
1198 01A6 4F
1199 01A7 7E
1200 01A8 CB BF
1201 01AA FE 20
1202 01AC 79
1203 01AD 28 03
1204 01AF 7E
1205 01B0 EE 80
1206 01B2 77
1207 01B3 C9
1208
1209
1210
1211 01B4 EB
1212 01B5 36 00
1213 01B7 EB
1214 01B8 3D
1215 01B9 20 4E

below
defs comres ;execute in banked rom

+
;; crtldr - Crt Driver Proper.
;
crtldr: ld hl,(cursor) ;set cursor address
        ld a,(chrsav) ;retrieve character under cursor
        ld (hl),a ;replace character under cursor
        ld (gold),a ;bury balcones gold
        ld a,(leadin) ;set leadin state
        or a
        jr nz,crtld2 ;if processing escape sequence
        ld a,(mask) ;get keyboard mask
        and c
        ld c,a
        cp ','
        jr c,crtld2 ;if control code
crtld1: ld a,(attrib)
        or c
        ld (hl),a ;store displayable character
        inc l ;advance pointer to next column
        jd a,l
        and 0111111b ;extract column# from hl
        cp 80
        jr c,crtld3 ;if end of line not reached
        xor l
        ld l,a ;return cursor to left side
        call lfeed ;execute line feed
        jr crtld3
crtld2: call contrl ;process control character
crtld3: ld (cursor),hl ;save cursor pointer for next time
        ld a,(hl) ;get character at new cursor location
        ld (chrsav),a ;save for next time 'CRTOUT' is called
        ld a,(csrchr) ;get cursor character
        cp ','
        ret z ;if no cursor
        ld c,a
        ld a,(hl)
        res 7,a
        cp ','
        ld a,c ;set character used for cursor
        jr z,crtld4 ;if character is a space
        ld a,(hl) ;toggle attribute
        xor 80h
crtld4: ld (hl),a ;store cursor character
        ret

;; multi - Process multiple character escape sequence.
;
multi: ex de,hl ;unconditionally reset the lead-in
        ld (hl),0 ;state to zero
        ex de,hl
        dec a
        jr nz,setxy1 ;if not initial state
    
```

```

1216      01BB      79              ld      a,c              ;get second character of sequence
1217
1218              if      (options and o.esct) ne 0
1219      ;;      Escape table search
1220      ;
1221      01BC      E5              push   hl
1222      01BD      21 02BA        ld     hl,esctab
1223      01C0      01 0011        ld     bc,esctbl
1224      01C3      ED B1          search: cpir
1225      01C5      09              add    hl,bc
1226      01C6      09              add    hl,bc
1227      01C7      09              add    hl,bc
1228      01C8      4E              ld     c,(hl)
1229      01C9      23              inc    hl
1230      01CA      46              ld     b,(hl)
1231      01CB      E1              pop    hl
1232      01CC      C0              ret    nz
1233      01CD      C5              push  bc
1234      01CE      C9              ret
1235              endif              ;options and o.esct
1236
1237      ;;      Set attribute modes.
1238      ;
1239      01CF      D3 36          setlow: out    (lowlite),a      ;set lo-light mode
1240      01D1      C3 F337        jp     setprv
1241
1242      01D4      D3 35          setbli: out    (chrom2),a      ;select rom 2
1243      01D6      AF              xor    a                      ;select standard char set
1244      01D7      1B 0B          jr     model
1245
1246      01D9      D3 35          setinv: out    (chrom2),a      ;select rom 2
1247      01DB      1B 02          jr     mode
1248
1249      01DD      D3 34          setgra: out    (chrom1),a      ;select rom 1
1250      01DF      3E 40          mode:  ld     a,40h            ;select alternate char set
1251      01E1      CD F337        model: call   setprv           ;set up previous attribute
1252      01E4      47              ld     b,a
1253      01E5      F3              di                      ;lock system
1254      01E6      DB 1C          in     a,(syspio)           ;read system pio
1255      01E8      CB B7          res    6,a                  ;clear rom select bit
1256      01EA      B0              or     b
1257      01EB      FB              ei                      ;unlock
1258      01EC      D3 1C          out    (syspio),a          ;set or reset display mode
1259      01EE      C9              ret
1260
1261      ;;      Enable/disable (D7) display of selected attribute mode
1262      ;
1263      01EF      3E 80          enatr: ld     a,80h
1264      01F1      06              db     6 ;ld b,              ;skip xor
1265      01F2      AF              disatr: xor    a
1266      01F3      32 FFB3        displ: ld     (attrib),a
1267      01F6      C9              ret
1268
1269      ;;      setmsk - Select 7 or 8 bit data from keyboard
1270      ;
1271      01F7      0F          setmsk: rrca              ;get low order bit as upper bit mask

```

```

1272      01F8      F6 7F          or      7fh
1273      01FA      4F          ld      c,a
1274      01FB      11 F0E3       ld      de,mask
1275      01FE      1A          ld      a,(de)
1276      01FF      32 F319       ld      (gold),a      ;stash balcones gold
1277      0202      79          ld      a,c
1278      0203      12          ld      (de),a      ;store keyboard mask
1279      0204      C9          ret
1280
1281          ;;      Process cursor position sequence.
1282          ;
1283      0205      3E 02       setxy:  ld      a,2
1284      0207      12          ld      (de),a      ;make leadin=2 next time
1285      0208      C9          ret
1286
1287      0209      3D          setxyl: dec     a
1288      020A      20 10       jr      nz,m3tst     ;if not in state 2
1289      020C      6F          ld      l,a          ;clear low cursor pos
1290      020D      3E 03       ld      a,3
1291      020F      12          ld      (de),a      ;set state 3 for next time
1292      0210      79          setrow: ld     a,c
1293      0211      E6 7F       and     07fh        ;strip parity bit
1294      0213      D6 20       sub     ' '
1295      0215      D8          ret     c          ;if illegal character
1296      0216      FE 18       cp     24
1297      0218      D0          ret     nc
1298      0219      C3 F31E     jp     cca          ;compute cursor address
1299
1300      021C      3D          m3tst: dec     a
1301      021D      20 0C       jr      nz,m4tst     ;if not ready for column
1302      021F      79          setcol: ld     a,c
1303      0220      E6 7F       and     07fh        ;strip parity bit
1304      0222      D6 20       sub     ' '          ; of esc, '=',row,col sequence
1305      0224      D8          ret     c
1306      0225      FE 50       cp     80
1307      0227      D0          ret     nc
1308      0228      B5          or     l          ;merge in col# with l
1309      0229      6F          ld     l,a
1310      022A      C9          ret
1311
1312      022B      3D          m4tst: dec     a
1313      022C      20 04       jr      nz,m5tst     ;if not escape state 4
1314      022E      D1          pop     de          ;pitch address of crtd3
1315      022F      C3 01B2     jp     crtd1        ;display character in C
1316
1317      0232      3A FFAE     m5tst: ld     a,(csrchr)
1318      0235      32 F319     ld     (gold),a     ;stash balcones gold
1319      0238      79          ld     a,c
1320      0239      32 FFAE     ld     (csrchr),a   ;store new cursor character
1321      023C      C9          ret
1322
1323          ;;      contrl - process control character.
1324          ;
1325      023D      11 FFB2     contrl: ld    de,leadin ;point at leadin state
1326      0240      D2 01B4     jp     nc,multi     ;if multi code sequence in progress
1327      0243      FE 05       cp     'E'-64

```

```

1328      0245      D8          ret      c          ;control char is out of range
1329      0246      E5          push     hl         ;save cursor
1330      0247      21 024A     ld       hl,ctltab-('E'-64)*2
1331      024A      06 00      ld       b,0
1332      024C      09          add      hl,bc      ;index through control character table
1333      024D      09          add      hl,bc
1334      024E      4E          ld       c,(hl)
1335      024F      23          inc      hl
1336      0250      46          ld       b,(hl)    ;get address of control subroutine
1337      0251      E1          pop      hl
1338      0252      C5          push     bc
1339      0253      C9          ret          ;execute control code driver
1340
1341
1342      0254      02C5     if      (options and o.esct) ne 0
1343      0256      F332     ctltab: defw     defcur    ;Ctrl-e is define new cursor character
1344      0258      032F     defw     rstatt    ;Ctrl-f is restore previous attribute mode
1345      025A      02CE     defw     bell      ;Ctrl-g is the bell
1346      025C      031F     defw     bakspc    ;Ctrl-h is cursor left
1347      025E      02F7     defw     tab       ;Ctrl-i is tab
1348      0260      02DC     defw     lfeed     ;Ctrl-j is cursor down
1349      0262      02D4     defw     upcsr     ;Ctrl-k is cursor up
1350      0264      02F2     defw     forspc    ;Ctrl-l is cursor right
1351      0266      02C0     defw     return    ;Ctrl-m is carriage return
1352      0268      02C0     defw     nono      ;Ctrl-n is not acceptable
1353      026A      02C0     defw     nono      ;Ctrl-o is not acceptable
1354      026C      0361     defw     clreos    ;Ctrl-p is not acceptable
1355      026E      02C0     defw     nono      ;Ctrl-q is clear to end-of-screen
1356      0270      02C0     defw     nono      ;Ctrl-r is not acceptable
1357      0272      02C0     defw     nono      ;Ctrl-s is not acceptable
1358      0274      02C0     defw     nono      ;Ctrl-t is not acceptable
1359      0276      02C0     defw     nono      ;Ctrl-u is not acceptable
1360      0278      02C0     defw     nono      ;Ctrl-v is not acceptable
1361      027A      0344     defw     nono      ;Ctrl-w is not acceptable
1362      027C      02C0     defw     clreol    ;Ctrl-x is clear to end-of-line
1363      027E      0357     defw     nono      ;Ctrl-y is not acceptable
1364      0280      028D     defw     clrscn    ;Ctrl-z is clear screen
1365      0282      02C0     defw     escape    ;Ctrl-[ is escape
1366      0284      02C0     defw     nono      ;Ctrl-\ is not acceptable
1367      0286      02C9     defw     nono      ;Ctrl-] is not acceptable
1368      0288      02C1     defw     homeup    ;Ctrl-^ is home up
1369      0288      02C1     defw     stuff     ;Ctrl_ is display control chars
1370      0036          ctlsiz  equ      $-ctltab
1371
1372      ;;      Escape sequence table.
1373      ;
1374      ;      Maintains functional compatibility with terminals supporting
1375      ;      ADM-3a style supersets.
1376      ;
1377      028A      28      esctab: db      '('      ;disable attribute
1378      028B      29      db      ')'      ;enable attribute
1379      028C      2A      db      '*'      ;clear screen
1380      028D      30      db      '0'      ;strip keyboard upper bit
1381      028E      31      db      '1'      ;pass keyboard upper bit
1382      028F      34      db      '4'      ;char font and blinking
1383      0290      35      db      '5'      ;char font and graphics

```



```

1384      0291      36                db      '6'          ;char font and blinking
1385      0292      37                db      '7'          ;char font and inverse video
1386      0293      38                db      '8'          ;char font and lo-light
1387      0294      3D                db      '='         ;position cursor
1388      0295      45                db      'E'          ;line insert
1389      0296      51                db      'Q'          ;character insert
1390      0297      52                db      'R'          ;line delete
1391      0298      57                db      'W'          ;character delete
1392      0299      54                db      'T'          ;clear to end of line
1393      029A      59                db      'Y'          ;clear to end of screen
1394      0011                                esctbl equ      $-esctab
1395
1396      029B      0361                escadr: defw      clreos
1397      029D      0344                defw      clreol
1398      029F      03F5                defw      chrdel
1399      02A1      037C                defw      lindel
1400      02A3      03DC                defw      chrins
1401      02A5      03A4                defw      linins
1402      02A7      0205                defw      setxy
1403      02A9      01CF                defw      setlow
1404      02AB      01D9                defw      setinv
1405      02AD      01D4                defw      setbli
1406      02AF      01DD                defw      setgra
1407      02B1      01D4                defw      setbli
1408      02B3      01F7                defw      setmsk
1409      02B5      01F7                defw      setmsk
1410      02B7      0357                defw      clrscn
1411      02B9      01EF                defw      enatr
1412      02BB      01F2                defw      disatr
1413
1414                                ifl
1414                                if      ($-escadr)/2 ne esctbl
1415                                .printx Escape table mismatch
1416                                endif
1417                                endif
1418                                endif                                ;o.esct and options
1419
1420                                ;;      escape - Initialize escape sequence.
1421                                ;
1422      02BD      3E 01                escape: ld      a,1
1423      02BF      12                    ld      (de),a          ;set sequence state
1424      02C0      C9                    nono:  ret            ;for escape processing
1425
1426                                ;;      stuff - Enable next char to be stored directly.
1427                                ;
1428      02C1      3E 04                stuff:  ld      a,4
1429      02C3      12                    ld      (de),a          ;set sequence state
1430      02C4      C9                    ret            ;for control char output mode
1431
1432                                ;;      defcur - Enable next chara to be new cursor.
1433                                ;
1434      02C5      3E 05                defcur: ld      a,5
1435      02C7      12                    ld      (de),a
1436      02C8      C9                    ret
1437
1438                                ;;      homeup - Move cursor to upper left.
1439                                ;

```

1395

E31

```

1440      02C9      0E 20      homeup: ld      c, ' '      ;use cursor addressing routine
1441      02CB      C3 0210     jp      setrow      ;to do homeup almost for free
1442
1443      ;;      bakspc - Move cursor left.
1444      ;
1445      02CE      7D      bakspc: ld      a,l      ;check for left margin
1446      02CF      E6 7F      and      01111111b
1447      02D1      C8      ret      z      ;abort if in leftmost column
1448      02D2      2D      dec      l      ;back up cursor pointer
1449      02D3      C9      ret
1450
1451      ;;      forspc - Move cursor right.
1452      ;
1453      02D4      7D      forspc: ld      a,l      ;check for rightmost column
1454      02D5      E6 7F      and      01111111b
1455      02D7      FE 4F      cp      79
1456      02D9      D0      ret      nc      ;do nothing if already there
1457      02DA      2C      inc      l
1458      02DB      C9      ret      ;else advance the cursor pointer
1459
1460      ;;      upcsr - Move cursor up.
1461      ;
1462      02DC      11 FF80     upcsr: ld      de,-128     ;subtract 1 from row# component
1463      02DF      19      add      hl,de      ; of cursor pointer in hl
1464      02E0      7C      ld      a,h
1465      02E1      FE 30      cp      crtbas      ;check for underflow of pointer
1466      02E3      D0      ret      nc
1467      02E4      26 3B      ld      h,crttop-1     ;wrap cursor around modulo 3k
1468      02E6      C9      ret
1469
1470      ;;      dncsr - Move cursor down.
1471      ;
1472      02E7      11 0080     dncsr: ld      de,128      ;add 1 to row# component
1473      02EA      19      add      hl,de      ; of cursor pointer in hl
1474      02EB      7C      ld      a,h
1475      02EC      FE 3C      cp      crttop      ;check for overflow of pointer
1476      02EE      D8      ret      c
1477      02EF      26 30      ld      h,crtbas      ;reset pointer modulo 128*24
1478      02F1      C9      ret
1479
1480      ;;      return - Move cursor to left side.
1481      ;
1482      02F2      7D      return: ld      a,l      ;clear column
1483      02F3      E6 80      and      10000000b
1484      02F5      6F      ld      l,a      ;move cursor pointer back
1485      02F6      C9      ret      ; to start of line
1486
1487      ;;      lfeed - Move cursor down with scroll.
1488      ;
1489      02F7      7D      lfeed: ld      a,l
1490      02F8      17      rla
1491      02F9      7C      ld      a,h
1492      02FA      17      rla      ;extract row# component of hl
1493      02FB      E6 1F      and      00011111b
1494      02FD      4F      ld      c,a      ;copy row# into c for scroll test
1495      02FE      CD 02E7     call     dncsr      ;move cursor to next row down

```

```

1496 0301 3A FFB1      ld      a,(base)      ;test if cursor was on bottom row
1497 0304 91              sub      c            ;of screen before moving down
1498 0305 32 F319      ld      (gold),a     ;send scroll flag back to fast users
1499 0308 C0          ret      nz          ;exit if not at bottom
1500 0309 E5              push    hl          ;prepare scroll screen up
1501 030A 3A F31C      ld      a,(usrstk+1)
1502 030D 3C          inc      a
1503 030E C4 040F      call   nz,bbg       ;bury balcones gold, unless monitor running
1504 0311 CD 0341      call   clrln        ;fill top line with spaces
1505 0314 29          add     hl,hl
1506 0315 7C          ld      a,h         ;get row# component of hl into a
1507 0316 E6 1F          and     00011111b
1508 0318 32 FFB1      ld      (base),a    ;store new base line#
1509 031B D3 14          out     (scroll),a  ;scroll top line to bottom
1510 031D E1              pop     hl          ;restore cursor
1511 031E C9          ret
1512
1513      ;;      tab - Move cursor to next tab stop.
1514      ;
1515 031F 11 0008      tab:    ld      de,8      ;tabs are every 8 columns
1516 0322 7D          ld      a,l         ;get column component of
1517 0323 E6 78          and     01111000b   ;previous tab position
1518 0325 83          add     a,e
1519 0326 FE 50          cp      80
1520 0328 D0          ret      nc         ;if next tab column past end of line
1521 0329 7D          ld      a,l
1522 032A E6 F8          and     11111000b   ;advance cursor to next tab stop
1523 032C 6F          ld      l,a
1524 032D 19          add     hl,de
1525 032E C9          ret
1526
1527      ;;      bell - Move speaker back and forth.
1528      ;
1529 032F 3E 35      bell:   ld      a,bltim    ;Bell time constant
1530 0331 D3 29      bell1:  out     (bellon),a  ;push speaker out
1531 0333 06 61          ld      b,blonc     ;set Bell on time constant
1532 0335 10 FE          djnz   $            ;pause B*2 micro seconds
1533 0337 D3 28          out     (bellof),a  ;yank speaker in
1534 0339 06 61          ld      b,blofc     ;set Bell off time constant
1535 033B 10 FE          djnz   $
1536 033D 3D          dec     a
1537 033E 20 F1          jr     nz,bell1     ;if more noise to make
1538 0340 C9          ret
1539
1540      ;;      clrln - Clear line.
1541      ;
1542 0341 CD 02F2      clrln:  call   return    ;return cursor and fall through clreol
1543
1544      ;;      clreol - Clear to end of line.
1545      ;
1546 0344 7D          clreol: ld     a,l
1547 0345 E6 7F          and     01111111b   ;get column component of cursor position
1548 0347 FE 50          cp      80
1549 0349 D0          ret      nc         ;if someone busted curpos
1550 034A ED 44          neg     a
1551 034C C6 50          add     a,80        ;calculate number of characters to clear

```

```

1552      034E      47                ld      b,a
1553      034F      7D                ld      a,l          ;save cursor column
1554      0350      36 20          clr1:  ld      (hl),0    ;clear next location
1555      0352      2C                inc     l
1556      0353      10 FB          djnz   clr1          ;if end of line not clear
1557      0355      6F                ld      l,a          ;restore cursor column
1558      0356      C9                ret
1559
1560      ;;      clrscn - clear visible screen memory.
1561      ;
1562      0357      21 3000          clrscn: ld      hl,crtmem ;home cursor
1563      035A      3E 17                ld      a,23
1564      035C      32 FFB1          ld      (base),a    ;put line 23 at bottom of screen
1565      035F      D3 14                out     (scroll),a  ;note scroll register gets A8-A12, not d0-d7
1566
1567      ;;      clreos - clear to end of screen.
1568      ;
1569      0361      CD 0344          clreos: call   clreol    ;clear remainder of current row
1570      0364      E5                push   hl           ;save cursor location
1571      0365      ED 4B FFB1          clrsl:  ld      bc,(base) ;set bottom screen row to c
1572      0369      7D                ld      a,l
1573      036A      17                rla
1574      036B      7C                ld      a,h
1575      036C      17                rla          ;get row# component of hl into a
1576      036D      E6 1F          and    00011111b
1577      036F      B9                cp     c
1578      0370      2B 0B          jr     z,clrsl2    ;if hl is on bottom row of screen
1579      0372      CD 02E7          call  dncsr        ;point hl to next row
1580      0375      CD 0341          call  clrln        ;and fill that line with spaces
1581      0378      1B EB          jr     clrsl
1582      037A      E1                clrsl2: pop    hl    ;restore original cursor pointer
1583      037B      C9                ret
1584
1585      ;;      lindel - Line delete.
1586      ;
1587      037C      E5                lindel: push   hl    ;save cursor address
1588      037D      CD 040F          call  bbg          ;bury balcones gold
1589      0380      29                add   hl,hl
1590      0381      7C                ld   a,h
1591      0382      E6 1F          and   00011111b   ;extract row
1592      0384      ED 4B FFB0          ld   bc,(base-l) ;get base screen row in b
1593      0388      CD 03D1          lind1: call  smp    ;set move parameters
1594      038B      B8                cp   b
1595      038C      2B 10          jr   z,lind2      ;if last line
1596      038E      C5                push  bc          ;b=last line, c=row
1597      038F      01 0050          ld   bc,80
1598      0392      ED B0                ldir
1599      0394      C1                pop   bc
1600      0395      79                ld   a,c
1601      0396      3C                inc  a
1602      0397      FE 18          cp   24
1603      0399      3B ED          jr   c,lind1
1604      039B      AF                xor  a            ;wrap
1605      039C      1B EA          jr   lind1        ;move next line
1606      039E      EB                lind2: ex   de,hl
1607      039F      CD 0341          lind3: call  clrln

```

```

1608      03A2      E1                pop     hl                ;restore original cursor
1609      03A3      C9                ret
1610
1611      ;;          linins - Line insert.
1612      ;
1613      03A4      E5                linins: push    hl                ;save cursor position
1614      03A5      3E 17             ld      a,23              ;get bottom line
1615      03A7      CD F31E           call   cca                ;compute cursor address
1616      03AA      CD 040F           call   bbg                ;bury balcones gold
1617      03AD      E1                pop     hl
1618      03AE      E5                push   hl
1619      03AF      29                add    hl,hl
1620      03B0      7C                ld     a,h
1621      03B1      E6 1F             and    00011111b         ;extract cursor row
1622      03B3      47                ld     b,a
1623      03B4      3A FFB1           ld     a,(base)         ;set last line
1624      03B7      B8                lini1: cp      b
1625      03B8      2B 13             jr     z,lini3          ;if move complete
1626      03BA      3D                dec    a
1627      03BB      F2 03C0          jp     p,lini2
1628      03BE      3E 17             ld     a,23
1629      03C0      CD 03D1           lini2: call   smp                ;set move parameters
1630      03C3      EB                ex     de,hl
1631      03C4      C5                push  bc
1632      03C5      01 0050          ld     bc,80
1633      03C8      ED B0             ldir
1634      03CA      C1                pop   bc
1635      03CB      18 EA             jr     lini1            ;move next line
1636      03CD      E1                lini3: pop    hl
1637      03CE      E5                push  hl                ;restore cursor
1638      03CF      18 CE             jr     lind3            ;clear cursor line
1639
1640      ;;          smp - Set move parameters.
1641      ;
1642      03D1      4F                smp:  ld     c,a                ;save row
1643      03D2      CD F324           call   cca2
1644      03D5      EB                ex     de,hl
1645      03D6      79                ld     a,c
1646      03D7      CD F323           call   cca1
1647      03DA      79                ld     a,c
1648      03DB      C9                ret
1649
1650      ;;          chrins - Character insert.
1651      ;
1652      03DC      E5                chrins: push   hl
1653      03DD      7D                ld     a,l                ;set cursor column
1654      03DE      E6 7F             and    01111111b         ;set move length = 79-column
1655      03E0      ED 44             neg
1656      03E2      C6 4F             add    a,79
1657      03E4      47                ld     b,a                ;number of chars to move
1658      03E5      7E                ld     a,(hl)            ;get char under cursor
1659      03E6      36 20             ld     (hl),'            ;clear char under cursor
1660      03E8      2B 06             jr     z,chrin2          ;if cursor in last column
1661      03EA      2C                chrin1: inc    l
1662      03EB      4E                ld     c,(hl)
1663      03EC      77                ld     (hl),a

```

Balcones Operating System for the XEROX B20-II MACRO-80 3.44 09-Dec-81  
Rom-resident Crt Driver

```

1664      03ED      79                ld      a,c
1665      03EE      10 FA           djnz   chrin1
1666      03F0      32 F319        chrin2: ld      (gold),a      ;shift line into the gold mine
1667      03F3      E1                pop     hl
1668      03F4      C9                ret
1669
1670      ;;          chrdel - Character delete.
1671      ;
1672      03F5      E5                chrdel: push   hl
1673      03F6      7D                ld      a,l
1674      03F7      E6 7F           and     01111111b      ;isolate cursor column
1675      03F9      ED 44           neg
1676      03FB      C6 4F           add     a,79          ;number of chars to move = 79-column
1677      03FD      4F                ld      c,a
1678      03FE      06 00           ld      b,0
1679      0400      54                ld      d,h
1680      0401      5D                ld      e,l
1681      0402      1A                ld      a,(de)
1682      0403      32 F319        ld      (gold),a      ;mine balcones gold
1683      0406      23                inc     hl
1684      0407      C4 0418        call   nz,ldirx
1685      040A      EB                ex     de,hl
1686      040B      36 20           ld      (hl),''      ;blank last char on line
1687      040D      E1                pop     hl            ;restore cursor
1688      040E      C9                ret
1689
1690      ;;          bbg - bury balcones gold.
1691      ;
1692      040F      CD 02F2        bbg:   call   return
1693      0412      11 FF5C        ld     de,linbuf
1694      0415      01 0050        ld     bc,80
1695      0418      ED 80                ldirx: ldir
1696      041A      C9                ret
1697
1698      subttl Logical to Physical Driver Executioner
1699      page

```

Balcones Operating System for the XEROX 820-II MACRO-80 3.44 09-Dec-81  
 Logical to Physical Driver Executioner -

```

1700
1701          above                ;code goes in ram
1702    0518!          +          d&seg
1703
1704          ;;          Xqdrv - Execute Physical Driver.
1705          ;
1706          ;          Entry: HL = Pointer to Physical Drive Request Block
1707          ;
1708          ;
1709    F344    23          xqdrv:  inc    hl                ;point at physical unit
1710    F345    E5          push   hl
1711    F346    23          inc    hl
1712    F347    5E          ld     e,(hl)            ;set logical drive
1713    F348    21 F360    ld     hl,Selstab        ;Set driver mapping table address
1714    F34B    16 00      ld     d,0
1715    F34D    19          add    hl,de                ;index into driver select table
1716    F34E    19          add    hl,de
1717    F34F    5E          ld     e,(hl)            ;set physical driver index
1718    F350    23          inc    hl
1719    F351    7E          ld     a,(hl)            ;set physical unit
1720    F352    21 F380    ld     hl,Drvtab        ;set Driver table address
1721    F355    19          add    hl,de
1722    F356    19          add    hl,de
1723    F357    5E          ld     e,(hl)            ;set physical driver address
1724    F35B    23          inc    hl
1725    F359    56          ld     d,(hl)
1726    F35A    E1          pop    hl                ;recover request block address
1727    F35B    77          ld     (hl),a            ;store physical unit
1728    F35C    2B          dec    hl
1729    F35D    D5          push   de                ;execute physical driver
1730    F35E    C9          ret
1731
1732          subttl Physical Disk Driver Area
1733          page

```

```

1734
1735          ;;      Physical Disk Driver Area.
1736          ;
1737          above
1738 035F"      +      d&seg
1739          ;;      Waste space to get drivers on page boundry.
1740          ;
1741          F35F      Wasted:
1742          000F      bndry equ      0fh
1743          F35F      if      ($ and bndry) ne 0
1744          F35F      defs   bndry+1-($ and bndry),-1
1745          F35F      endif
1746
1747          ;;      Logical to Physical Drive Mapping Tables.
1748          ;
1749          ;      Seltab contains two bytes per logical CP/M drive A-P.
1750          ;      The first byte is an index into the physical driver
1751          ;      address table below. The second byte is a unit number
1752          ;      that is passed to the driver by the standard deblocker.
1753          ;
1754          F360      Seltab:
1755
1756          F360      01 00      .A:      defb      1,0      ;Floppy Unit 0
1757          F362      01 01      .B:      defb      1,1      ;Floppy Unit 1
1758          F364      01 02      .C:      defb      1,2      ;Floppy Unit 2
1759          F366      01 03      .D:      defb      1,3      ;Floppy Unit 3
1760
1761          F368      01 04      .E:      defb      1,4      ;Rigid Partition 0
1762          F36A      01 05      .F:      defb      1,5      ;Rigid Partition 1
1763          F36C      01 06      .G:      defb      1,6      ;Rigid Partition 2
1764          F36E      01 07      .H:      defb      1,7      ;Rigid Partition 3
1765
1766          F370      00 00      .I:      defb      0,0      ;Error Driver
1767          F372      00 00      .J:      defb      0,0      ;Error Driver
1768          F374      00 00      .K:      defb      0,0      ;Error Driver
1769          F376      00 00      .L:      defb      0,0      ;Error Driver
1770
1771          F378      00 00      .M:      defb      0,0      ;Error Driver
1772          F37A      00 00      .N:      defb      0,0      ;Error Driver
1773          F37C      00 00      .O:      defb      0,0      ;Error Driver
1774          F37E      00 00      .P:      defb      0,0      ;Error Driver
1775
1776          ;;      Physical Driver Address Table.
1777          ;
1778          ;      Dvrtab contains the addresses of several independent
1779          ;      physical disk drivers. By convention, driver # 0 always
1780          ;      returns a select error.
1781          ;
1782          F380      F42A      Dvrtab: defw      Selerr      ;select error physical driver
1783          F382      F4B0      defw      Dskdvr      ;Disk driver (WD or SA)
1784          F384      0000      defw      0          ;Empty physical driver expansion slots
1785          F386      0000      defw      0
1786          F388      0000      defw      0
1787          F38A      0000      defw      0
1788          F38C      0000      defw      0

```



Balcones Operating System for the XEROX 820-II MACRO-80 3.44 09-Dec-81  
Physical Disk Driver Area

```

1789     F38E     FFFF                defw     0-1                ;mark last empty expansion slot
1790
1791     ;;                Overlaid Monitor Ram Address Definitions.
1792     ;
1793     FC80     dirbuf     equ     0fc80h                ;director buffer
1794     FD00     chk00     equ     0fd00h                ;Directory Check Vector for Floppy Drive 0
1795     FD20     chk01     equ     0fd20h                ;Directory Check Vector for Floppy Drive 1
1796     FD40     chk02     equ     0fd40h                ;Directory Check Vector for Floppy Drive 2
1797     FD60     chk03     equ     0fd60h                ;Directory Check Vector for Floppy Drive 3
1798     0000     chk04     equ     0                ;No Check Vector for Rigid Partition 0
1799     0000     chk05     equ     0                ;No Check Vector for Rigid Partition 1
1800     0000     chk06     equ     0                ;No Check Vector for Rigid Partition 2
1801     0000     chk07     equ     0                ;No Check Vector for Rigid Partition 3
1802
1803     FD80     all00     equ     0fd80h                ;Floppy Drive 0 Allocation Vector
1804     FDA0     all01     equ     0fda0h                ;Floppy Drive 1 Allocation Vector
1805     FDC0     all02     equ     0fdc0h                ;Floppy Drive 2 Allocation Vector
1806     FDE0     all03     equ     0fde0h                ;Floppy Drive 3 Allocation Vector
1807     FE00     all04     equ     0fe00h                ;Rigid Partition Allocation vectors
1808     FE80     all05     equ     0fe80h
1809     FEC0     all06     equ     0fec0h
1810     FEE0     all07     equ     0fee0h
1811
1812     subttl   Disk Parameter Headers
1813     page

```

```

1814
1815           ;;      Disk Parameter Headers.
1816           ;
1817   F390      0000 0000           Dpbase: dw      0,0,0,0           ;Floppy Drive 0
1818   F394      0000 0000
1819   F398      FC80 0000           dw      dirbuf,0
1820   F39C      FD00 FD80           dw      chk00,all00
1821
1822   F3A0      0000 0000           dw      0,0,0,0           ;Floppy Drive 1
1823   F3A4      0000 0000
1824   F3AB      FC80 0000           dw      dirbuf,0
1825   F3AC      FD20 FDA0           dw      chk01,all01
1826
1827   F3B0      0000 0000           dw      0,0,0,0           ;Floppy Drive 2
1828   F3B4      0000 0000
1829   F3B8      FC80 0000           dw      dirbuf,0
1830   F3BC      FD40 FDC0           dw      chk02,all02
1831
1832   F3C0      0000 0000           dw      0,0,0,0           ;Floppy Drive 3
1833   F3C4      0000 0000
1834   F3C8      FC80 0000           dw      dirbuf,0
1835   F3CC      FD60 FDE0           dw      chk03,all03
1836
1837   F3D0      0000 0000           dw      0,0,0,0           ;Rigid Partition 0
1838   F3D4      0000 0000
1839   F3D8      FC80 F470           dw      dirbuf,Dpbrg4
1840   F3DC      0000 FE00           dw      chk04,all04
1841
1842   F3E0      0000 0000           dw      0,0,0,0           ;Rigid Partition 1
1843   F3E4      0000 0000
1844   F3EB      FC80 F480           dw      dirbuf,Dpbrg5
1845   F3EC      0000 FE80           dw      chk05,all05
1846
1847   F3F0      0000 0000           dw      0,0,0,0           ;Rigid Partition 2
1848   F3F4      0000 0000
1849   F3F8      FC80 F490           dw      dirbuf,Dpbrg6
1850   F3FC      0000 FE00           dw      chk06,all06
1851
1852   F400      0000 0000           dw      0,0,0,0           ;Rigid Partition 3
1853   F404      0000 0000
1854   F408      FC80 F4A0           dw      dirbuf,Dpbrg7
1855   F40C      0000 FE00           dw      chk07,all07
1856
1857           subttl Sector Translate Tables
1858           page

```

Balcones Operating System for the XEROX 820-II MACRO-80 3.44 09-Dec-81  
Sector Translate Tables

```

1859
1860
1861
1862
1863
1864
1865   F410   01 07 0D 13
1866   F414   19 05 0B 11
1867   F418   17 03 09 0F
1868   F41C   15 02 08 0E
1869   F420   14 1A 06 0C
1870   F424   12 18 04 0A
1871   F428   10 16
1872
1873   F42A   21 0000
1874   F42D   F6 FF
1875   F42F   C9
1876
1877
1878

;;      Sector Translation Tables.
;
;      For 8 inch single density drives.
;      Skew by 6
;
;
trn6:  db      01,07,13,19
       db      25,05,11,17
       db      23,03,09,15
       db      21,02,08,14
       db      20,26,06,12
       db      18,24,04,10
       db      16,22

selerr: ld     h1,0
        or     -1
        ret

subttl Floppy Disk Parameter Blocks
page

```

```

1879
1880           ;; Floppy Disk Parameter Blocks, one per media format.
1881           ;
1882   F430     dpb8s:
1883           ; Single Density, Single side
1884
1885   F430     001A           dw      26           ;spt
1886   F432     03 07 00     db      3,7,0         ;blkshf, blkmsk, nullmsk
1887   F435     00F2 003F     dw      242,63,192,16,2 ;dsw,dirm,alloc01,chksiz,trk off
1888   F439     00C0 0010
1889   F43D     0002
1890   F43F     00           db      0           ;128 byte sectors
1891
1892           ; Single Density, Double Side
1893
1894   F440     001A           dw      26           ;spt
1895   F442     04 0F 01     db      4,15,1        ;blkshf, blkmsk, nullmsk
1896   F445     00F6 007F     dw      246,127,192,16,2;dsw,dirm,alloc01,chksiz,trk off
1897   F449     00C0 0010
1898   F44D     0002
1899   F44F     00           db      0           ;128 byte sectors
1900
1901   F450     dpb8d:
1902           ; Double Density, Single Side
1903
1904   F450     0034           dw      2*26         ;spt
1905   F452     04 0F 01     db      4,15,1        ;blkshf, blkmsk, nullmsk
1906   F455     00F2 007F     dw      242,127,192,32,2;dsw,dirm,alloc01,chksiz,trk off
1907   F459     00C0 0020
1908   F45D     0002
1909   F45F     81           db      81h          ;256 byte sectors, track zero single density
1910
1911           ; Double Density, Double Side
1912
1913   F460     0034           dw      2*26         ;spt
1914   F462     05 1F 03     db      5,31,3        ;blkshf, blkmsk, nullmsk
1915   F465     00F6 007F     dw      246,127,192,32,2;dsw,dirm,alloc01,chksiz,trk off
1916   F469     00C0 0020
1917   F46D     0002
1918   F46F     81           db      81h          ;256 byte sectors, track zero single density
1919
1920           subttl Micro Floppy Disk Parameter Blocks
1921           page

```

Balcones Operating System for the XEROX 820-II MACRO-80 3.44 09-Dec-81  
 Micro Floppy Disk Parameter Blocks

```

1922
1923     F470                               dpb5s:
1924
1925     ;           Single Density, Single Side
1926
1927     F470     0012                         dw      18                ;spt
1928     F472     03 07 00                     db      3,7,0            ;blkshf, blkmsk, nulmsk
1929     F475     0052 001F                     dw      82,31,128,8,3   ;dsw,dirm,alloc01,chksiz,trk off
1930     F479     0080 0008
1931     F47D     0003
1932     F47F     00                           db      0                ;128 byte sectors
1933
1934     ;           Single Density, Double Side
1935
1936     F480     0012                         dw      18                ;spt
1937     F482     03 07 00                     db      3,7,0            ;blkshf, blkmsk, nulmsk
1938     F485     00AC 001F                     dw      172,31,128,8,3 ;dsw,dirm,alloc01,chksiz,trk off
1939     F489     0080 0008
1940     F48D     0003
1941     F48F     00                           db      0                ;128 byte sectors
1942
1943     F490                               dpb5d:
1944
1945     ;           Double Density, Single Side
1946
1947     F490     0022                         dw      17*2             ;spt
1948     F492     03 07 00                     db      3,7,0            ;blkshf, blkmsk, nulmsk
1949     F495     009C 003F                     dw      156,63,192,16,3 ;dsw,dirm,alloc01,chksiz,trk off
1950     F499     00C0 0010
1951     F49D     0003
1952     F49F     81                           db      81h             ;256 byte sectors, track zero single density
1953
1954     ;           Double Density, Double Side
1955
1956     F4A0     0022                         dw      17*2             ;spt
1957     F4A2     04 0F 01                     db      4,15,1           ;blkshf, blkmsk, nulmsk
1958     F4A5     00A2 003F                     dw      162,63,192,16,3 ;dsw,dirm,alloc01,chksiz,trk off
1959     F4A9     00C0 0010
1960     F4AD     0003
1961     F4AF     81                           db      81h             ;256 byte sectors, track zero single density
1962
1963     subttl  Western Digital WD-1797-02 Floppy Disk Driver
1964     page

```

```
1965
1966      ;; Standard Disk Driver Interface Definitions.
1967      ;
1968      ; The main entry point (FLOPPY) is called with HL pointing
1969      ; to a disk driver request block. All information is passed
1970      ; in this request as follows:
1971      ;
1972      ; HL-> db command ;1 = read, 0 = write, -1 = select dph
1973      ;      db phunit ;physical unit for request (0-3)
1974      ;      db cpunit ;CP/M logical drive for request (0-15)
1975      ;      dw track ;CP/M track number (offset already applied)
1976      ;      dw sector ;Phys sector number (after deblocking)
1977      ;      dw address ;CP/M dma transfer address
1978      ;
1979      ; subttl Assembly Constants
1980      ; page
```

```

1981
1982
1983      0066      NMI      equ      00066h      ;address of non maskable interrupt
1984
1985      ;;      WD 1797 I/O port addresses.
1986      ;
1987      wdsr      equ      10h      ;status
1988      wdcr      equ      10h      ;command
1989      wdtr      equ      11h      ;track
1990      wdsn      equ      12h      ;sector
1991      wddt      equ      13h      ;data
1992      wdsl      equ      1ch      ;drive select port
1993      wdss      equ      30h      ;select single density
1994      wddd      equ      31h      ;select double density
1995
1996      ;;      External Disk Parameter Tables.
1997      ;
1998
1999      fm.un      equ      7
2000      fm.ds      equ      4
2001      fm.dd      equ      5
2002      fm.fv      equ      6
2003      fm.ddss    equ      (1 shl fm.dd) or (1 shl fm.un)
2004
2005      ntrk8      equ      77
2006      ntrk5      equ      40
2007
2008      c.8in      equ      4
2009      c.two      equ      5
2010      timou      equ      6      ;motor / select time out
2011      dpbofs     equ      10      ;offset in dph for dpb address
2012
2013      subttl     Floppy Disk Driver Proper
2014      page
  
```

```

2015
2016          ;;      Western Digital Floppy Disk Driver.
2017          ;
2018  F4B0      CD F647      Dskdvr: call   rdc           ;un hang busy controller
2019  F4B3      7E          ld     a,(hl)       ;set command
2020  F4B4      23          inc     hl           ;point to unit
2021  F4B5      32 F4E7     ld     (rdop),a
2022  F4B8      3C          inc     a
2023  F4B9      28 55      jr     z,selec       ;if select command
2024  F4BB      06 0A      ld     b,10         ;set retry count
2025  F4BD      C5          flop1: push  bc         ;save count
2026  F4BE      E5          push  hl           ;save command
2027  F4BF      7E          ld     a,(hl)       ;set unit select
2028  F4C0      CD F544     call  selunt
2029  F4C3      FA F506     jp     m,flop5      ;if unit not ready
2030  F4C6      23          inc     hl
2031  F4C7      23          inc     hl
2032  F4C8      4E          ld     c,(hl)       ;set track low
2033  F4C9      CD F5A3     call  seekx        ;position disk
2034  F4CC      4E          ld     c,(hl)       ;retrieve track low
2035  F4CD      20 37      jr     nz,flop5     ;if unrecoverable error
2036  F4CF      23          inc     hl           ;track high
2037  F4D0      23          inc     hl
2038  F4D1      13          inc     de          ;point to second byte of track table entry
2039  F4D2      1A          ld     a,(de)       ;get diskette type
2040  F4D3      E6 18      and    18h
2041  F4D5      7E          ld     a,(hl)       ;sector low
2042  F4D6      20 06      jr     nz,flop2     ;if single density, cp/m skews
2043  F4D8      79          ld     a,c          ;get current logical track
2044  F4D9      B7          or     a
2045  F4DA      7E          ld     a,(hl)       ;set sector
2046  F4DB      28 01      jr     z,flop2      ;if single density track zero
2047  F4DD      3C          inc     a           ;translate for double density
2048  F4DE      D3 12      flop2: out    (wdsn),a ;set sector to read in 1791
2049  F4E0      23          inc     hl           ;skip sector high
2050  F4E1      23          inc     hl
2051  F4E2      5E          ld     e,(hl)       ;set transfer address to HL
2052  F4E3      23          inc     hl           ;dmah
2053  F4E4      56          ld     d,(hl)
2054  F4E5      EB          ex     de,hl
2055  F4E6      3E 00      ld     a,0          ;set read/write switch
2056  F4E7          rdop   equ    $-1
2057  F4E8      B7          or     a
2058  F4E9      0E AB      ld     c,0a8h       ;preset write command
2059  F4EB      3E A3      ld     a,0a3h       ;set second part of OUTI
2060  F4ED      28 03      jr     z,flop3      ;if write
2061  F4EF      0E 88      ld     c,088h       ;turn write command into read command
2062  F4F1      3D          dec     a           ;turn OUTI into INI
2063  F4F2      32 F4FE     flop3: ld    (rdwra),a ;set up i/o direction
2064  F4F5      3E 00      rdwrs equ    $-1
2065  F4F6          rdwrs equ    $-1 ;set side compare flag
2066  F4F7      81          add    a,c
2067  F4F8      4F          ld     c,a
2068  F4F9      CD F61D     call  stc          ;start transfer
2069  F4FC      76          flop4: halt        ;wait for DRQ or INT

```



Balcones Operating System for the XEROX 820-II MACRO-80 3.44 09-Dec-81  
 Floppy Disk Driver Proper

```

2070      F4FD      ED A2                ini                ;transfer next byte
2071      F4FE                rdwra    equ        $-1
2072      F4FF      20 FB                jr                nz,flop4    ;if transfer not complete
2073      F501      CD F639              call             ttc          ;terminate transfer command
2074      F504      E6 DF                and             0dfh         ;set error bits
2075      F506      E1                flop5:    pop        hl          ;recover command pointer
2076      F507      C1                pop        bc
2077      F508      CB                ret            z            ;if no errors
2078      F509      D8                ret            c            ;if 5.25" not ready
2079      F50A      CD F069              call             softv
2080      F50D      10 AE                djnz           flopl        ;if retry not exceeded
2081      F50F      C9                ret
2082
2083                ;;          select - select dph for unit.
2084                ;
2085      F510      7E                selec:    ld          a,(hl)    ;set unit
2086      F511      FE 04                cp        4
2087      F513      D2 F42A              jp        nc,selerr        ;if bad unit select
2088      F516      26 00                ld        h,0
2089      F518      CD F039              call             dayti       ;set address of timers
2090      F51B      2B                dec        hl              ;point to motor timer
2091      F51C      22 F559              ld        (mtradr),hl
2092      F51F      2B                dec        hl              ;point to configurable step rate
2093      F520      22 F66E              ld        (stpadr),hl     ;store address of step rate for media selector
2094      F523      26 00                ld        h,0
2095      F525      6F                ld        l,a
2096      F526      29                add        hl,hl           ;multiply by 2**4
2097      F527      29                add        hl,hl
2098      F528      29                add        hl,hl
2099      F529      29                add        hl,hl
2100      F52A      11 F390              ld        de,Dpbase       ;set address of disk parameter headers
2101      F52D      19                add        hl,de           ;set dph address
2102      F52E      E5                push       hl
2103      F52F      CD F65A              call             smf         ;set media format
2104      F532      E1                pop        hl
2105      F533      CA F42A              jp        z,selerr        ;if no media
2106      F536      71                ld        (hl),c          ;store translate table
2107      F537      23                inc        hl
2108      F538      70                ld        (hl),b
2109      F539      01 000A              ld        bc,dpbofs
2110      F53C      09                add        hl,bc          ;point to dpb addr and clear carry
2111      F53D      72                ld        (hl),d          ;fill in dpb address
2112      F53E      2B                dec        hl
2113      F53F      73                ld        (hl),e
2114      F540      ED 42                sbc        hl,bc          ;point back to dph
2115      F542      AF                xor        a
2116      F543      C9                ret
2117
2118                ;;          select physical unit.
2119                ;
2120      F544      4F                selunt:   ld          c,a    ;save select
2121      F545      EB                ex        de,hl
2122      F546      21 F700              ld        hl,trktbl+1    ;set track / density table address
2123      F549      06 00                ld        b,0
2124      F54B      09                add        hl,bc
2125      F54C      09                add        hl,bc

```

```

2126 F54D 22 F6D1          ld      (smfa),hl      ;save address for media selector
2127 F550 EB              ex      de,hl
2128 F551 1A              ld      a,(de)         ;get previous density switch
2129 F552 1B              dec     de              ;point to track word
2130 F553 CD F598         call   selden          ;select density
2131 F556 3E 06           ld      a,timou        ;start motor / select timer
2132 F558 32 F559         ld      (mtradr),a
2133 F559                  mtradr equ     $-2     ;address filled in by once only routine
2134 F55B FB              ei              ;insure clock enabled
2135 F55C CB 89           res     1,c            ;map C->A, D->B
2136 F55E DB 1C           in      a,(wds1)       ;read current select
2137 F560 47              ld      b,a
2138 F561 E6 FB           and     not 7
2139 F563 B1              or      c              ;insert new select
2140 F564 3C              inc     a              ;0-1, 1-2
2141 F565 D3 1C           out     (wds1),a       ;select drive
2142 F567 A8              xor     b
2143 F568 E6 03           and     3
2144 F56A 28 25           jr      z,sel3         ;if drive select identical
2145 F56C 3E FF           ld      a,-1           ;force track position recovery
2146 F56E 12              ld      (de),a
2147 F56F CB 60           bit     c.8in,b        ;test 8/5 status
2148 F571 20 1E           jr      nz,sel3        ;if 8"
2149 F573 CD F647         call   rdc              ;set type I status
2150 F576 06 08           ld      b,2*4          ;watch for four holes (8 transitions)
2151 F578 E5              sellw: push hl
2152 F579 2A F559         ld      hl,(mtradr)    ;get address of motor select timer
2153 F57C 7E              ld      a,(hl)
2154 F57D E1              pop     hl
2155 F57E D6 04           sub     timou-2        ;look for 1-2 seconds
2156 F580 D8              ret     c              ;if drive not spinning
2157 F581 DB 10           in      a,(wdsr)
2158 F583 E6 02           and     2
2159 F585 28 F1           sel2: jr      z,sellw   ;if index not under light
2160 F587 3A F585         ld      a,(sel2)       ;switch index polarity
2161 F58A EE 08           xor     8              ;(jr z) xor (jr nz)
2162 F58C 32 F585         ld      (sel2),a
2163 F58F 10 E7           djnz   sellw           ;wait for at least three revolutions
2164 F591 DB 10           sel3: in      a,(wdsr) ;set ready status
2165 F593 E6 80           and     80h
2166 F595 C9              ret
2167
2168 F596 3E 18           seldns: ld a,18h       ;set track zero single density
2169 F598 32 F632         selden: ld (dsw),a     ;store switch for read/write routines
2170 F59B E6 18           and     18h
2171 F59D D3 31           out     (wddd),a       ;pre-select dual density
2172 F59F CB              ret     z              ;if dual density
2173 F5A0 D3 30           out     (wdsd),a       ;select single density
2174 F5A2 C9              ret
2175
2176 ;;              seek - position disk.
2177 ;
2178 F5A3 79              seekx: ld a,c           ;set new track
2179 F5A4 B7              or      a
2180 F5A5 CC F596         call   z,seldns        ;force single density track 0
2181 F5A8 13              inc     de

```

Balcones Operating System for the XEROX 820-II MACRO-80 3.44 09-Dec-81  
 Floppy Disk Driver Proper

```

2182     F5A9     1A             ld      a,(de)
2183     F5AA     1B             dec     de
2184     F5AB     E6 01          and     1
2185     F5AD     28 15          jr      z,sek1             ;if one sided diskette
2186     F5AF     DB 1C          in      a,(wds1)
2187     F5B1     CB 67          bit    c,8in,a
2188     F5B3     06 4D          ld      b,ntrk8           ;set number of eight inch tracks
2189     F5B5     20 02          jr      nz,sek0           ;if 8" drives
2190     F5B7     06 28          ld      b,ntrk5
2191     F5B9     79             seek0: ld      a,c             ;set seek track
2192     F5BA     B8             cp      b
2193     F5BB     3E 00          ld      a,0               ;preset side 0
2194     F5BD     38 05          jr      c,sek1           ;if side 0
2195     F5BF     79             ld      a,c
2196     F5C0     90             sub    b                   ;wrap to side 1'
2197     F5C1     4F             ld      c,a
2198     F5C2     3E 02          ld      a,2               ;set side 1
2199     F5C4     32 F4F6        seek1: ld      (rdwrs),a    ;store F1 (update SS0)
2200     F5C7     87             add    a,a                 ;move into select port position
2201     F5C8     47             ld      b,a
2202     F5C9     F3             di
2203     F5CA     DB 1C          in      a,(wds1)
2204     F5CC     CB 97          res    2,a
2205     F5CE     B0             or     b
2206     F5CF     FB             ei
2207     F5D0     D3 1C          out    (wds1),a           ;send out REAL SS0
2208     F5D2     1A             ld      a,(de)           ;check current position
2209     F5D3     D3 11          out    (wdtr),a          ;inform 1797 of current track
2210     F5D5     B9             cp      c
2211     F5D6     28 17          jr      z,seek3           ;if position ok, load head
2212     F5D8     3C             inc    a                   ;check for forced recovery
2213     F5D9     CC F5F8        call   z,rse              ;recover seek errors
2214     F5DC     28 0D          jr      z,seek1           ;if error not recoverable
2215     F5DE     79             seek0: ld      a,c             ;set new track
2216     F5DF     D3 13          out    (wddt),a          ;in data register
2217     F5E1     3E 1C          ld      a,1ch            ;set seek with verify command
2218     F5E3     CD F643        call   isc                 ;issue step command
2219     F5E6     E6 98          and    98h
2220     F5E8     79             ld      a,c               ;update current track
2221     F5E9     28 02          jr      z,seek2           ;if no errors
2222     F5EB     F6 FF        seek1: or      -1           ;force recovery next time
2223     F5ED     12             seek2: ld      (de),a
2224     F5EE     C9             ret
2225     F5EF     CD F647        seek3: call   rdc           ;set type I status
2226     F5F2     E6 20          and    20h                ;test head load
2227     F5F4     28 E8          jr      z,seek0           ;if head is not loaded
2228     F5F6     AF             retzr: xor     a           ;say seek complete
2229     F5F7     C9             ret
2230
2231     ;;      rse - recover seek error.
2232     ;
2233     F5F8     C5             rse:   push    bc
2234     F5F9     CD F605        call   rdid               ;read id mark
2235     F5FC     20 05          jr      nz,rse1           ;if track position identified
2236     F5FE     CD F641        call   recal              ;recalibrate
2237     F601     E6 04          and    4                   ;verify track zero flag set

```

```

2238 F603 C1 rsel: pop bc
2239 F604 C9 ret
2240
2241 ;; rdid - read id mark.
2242 ;
2243 F605 0E C4 rdid: ld c,0c4h ;set Read Address Command
2244 F607 CD F61D call stc ;start transfer command
2245 F60A 76 halt ;wait for interrupt
2246 F60B ED 40 in b,(c) ;first byte is track
2247 F60D 76 halt
2248 F60E ED 48 in c,(c) ;second byte is side, pitch next 4
2249 F610 CD F639 call ttc ;terminate transfer command
2250 F613 E6 98 and 98h ;ignore lost data
2251 F615 20 04 jr nz,rdidl ;if track not identified
2252 F617 78 ld a,b
2253 F618 D3 11 out (wdtr),a ;tell 1797 track head is on now
2254 F61A F6 defb 0f6h ;or xra to set NZ
2255 F61B AF rdid1: xor a ;set track not found
2256 F61C C9 ret
2257
2258 ;; stc - start transfer command.
2259 ;
2260 F61D F3 stc: di ;lock normal interrupts
2261 F61E 3A 0066 ld a,(NMI) ;save byte at NMI address
2262 F621 32 F63A ld (ttca),a
2263 F624 3E C9 ld a,0c9h ;store RET there
2264 F626 32 0066 ld (NMI),a
2265 F629 79 ld a,c ;retrieve command
2266 F62A 01 1413 ld bc,wddt+20*256 ;1797 access timer / data port
2267 F62D D3 10 out (wdcr),a ;issue command
2268 F62F 10 FE djnz $ ;pause 60 usec
2269 F631 3E 00 ld a,0
2270 F632 dsw equ $-1 ;density switch
2271 F633 E6 18 and 18h ;say ready and density
2272 F635 C8 ret ;if double density
2273 F636 06 80 ld b,128 ;set 128 byte single density sectors
2274 F638 C9 ret
2275
2276 ;; ttc - terminate transfer command.
2277 ;
2278 F639 3E 00 ttc: ld a,0 ;restore location 66
2279 F63A ttca equ $-1
2280 F63B 32 0066 ld (NMI),a
2281 F63E FB ei ;take interrupts now
2282 F63F 18 0A jr woc ;wait for 1797 to complete
2283
2284 ;; recalibrate drive.
2285 ;
2286 F641 AF recal: xor a ;set restore command / track 0
2287 F642 12 ld (de),a ;set track zero
2288
2289 ;; isc - issue step command.
2290 ;
2291 F643 F6 01 isc: or 1 ;insert step rate
2292 F644 stepr equ $-1 ;*****=>modify here for step rate change
2293 F645 18 02 jr icc

```

Balcones Operating System for the XEROX 820-II MACRO-80 3.44 09-Dec-81  
Floppy Disk Driver Proper

```
2294 F647 3E D0 rdc: ld a,0d0h ;terminate and set type I status
2295
2296 ;; icc - issue controller command.
2297 ;
2298 F649 D3 10 icc: out (wdcr),a ;issue 1797 command
2299
2300 ;; woc - wait operation complete.
2301 ;
2302 F64B 3E 14 woc: ld a,20 ;set 60 usec delay
2303 F64D 3D woc1: dec a
2304 F64E 20 FD jr nz,woc1
2305 F650 CD F066 woc2: call idle ;idle cpu
2306 F653 DB 10 in a,(wdsr) ;set 1797 status
2307 F655 CB 47 bit 0,a
2308 F657 20 F7 jr nz,woc2 ;if busy, wait
2309 F659 C9 ret
2310
2311 subttl Media Format Selector
2312 page
```

```

2313
2314
2315      ;;      smf - set media format.
2316      ;;
2317      entry:  unit in A
2318      ;;
2319      exit:   DE = dpb address
2320      ;;      BC = translate table
2321      ;;
2322      F65A    CD F544      smf:      call    selunt      ;select unit
2323      F65D    FA F5F6                     jp      m,retzr      ;if disk not ready
2324      F660    21 F6D5                     ld      hl,dtype
2325      F663    36 A0                       ld      (hl),fm.ddss ;start out double density, single side, retry
2326      F665    DB 1C                       in      a,(wds1)     ;read select status
2327      F667    CB 67                       bit      c.8in,a     ;test 8" / 5" status
2328      F669    20 02                       jr      nz,smf0      ;if 8 inch drives
2329      F66B    CB F6                       set      fm.fv,(hl) ;move up to 5.25" dpbs
2330      F66D    3A F66E      smf0:     ld      a,(stpadr)   ;set configurable step rate for 8" drives
2331      F66E      stpadr    equ      $-2
2332      F670    E6 03                       and     3            ;just so seeks aren't formats
2333      F672    32 F644                     ld      (stepr),a   ;save step rate in seek command
2334      F675    CD F641      smf0a:    call    recal      ;establish position
2335      F678    E6 84                       and     84h
2336      F67A    C8                         ret     z            ;if not on track zero
2337      F67B    FA F5F6                     jp      m,retzr      ;if unit not ready
2338      F67E    D3 31                       out     (wddd),a    ;set double density
2339      F680    3E FF                       ld      a,-1
2340      F682    12                         ld      (de),a      ;clear drive on track
2341      F683    3E 02                       ld      a,2         ;use track 2 for density select
2342      F685    D3 13                       out     (wddt),a
2343      F687    3E 18                       ld      a,18h       ;seek / no verify
2344      F689    CD F643                     call    isc          ;issue seek command
2345      F68C    3E 1C                       ld      a,1ch       ;find id mark
2346      F68E    D3 10                       out     (wdcf),a    ;start verify
2347      F690    01 0000                     ld      bc,0         ;set timers
2348      F693    10 FE        smf1:     djnz   $            ;pause
2349      F695    DB 10                       in      a,(wdsr)
2350      F697    CB 47                       bit     0,a
2351      F699    28 08                       jr      z,smf1a     ;if command completed
2352      F69B    0D                         dec     c
2353      F69C    20 F5                       jr      nz,smf1     ;if more time
2354      F69E    CD F647                     call    rdc          ;terminate seek
2355      F6A1    3E 18                       ld      a,18h       ;set pseudo record not found
2356      F6A3    E6 18        smf1a:   and     18h         ;check record not found / crc error
2357      F6A5    13                         inc     de           ;point to density word in track table
2358      F6A6    12                         ld      (de),a
2359      F6A7    1B                         dec     de
2360      F6A8    28 14                       jr      z,smf2      ;if density select successful
2361      F6AA    D3 30                       out     (wdsd),a    ;use single density
2362      F6AC    3E 1C                       ld      a,1ch       ;verify single density
2363      F6AE    CD F643                     call    isc          ;issue seek
2364      F6B1    E6 18                       and     18h
2365      F6B3    28 07                       jr      z,smf1b     ;if single density successful
2366      F6B5    CB 7E                       bit     fm.un,(hl)  ;test retry
2367      F6B7    CB BE                       res     fm.un,(hl)  ;clear retry

```

```

2368      F6B9      20 BA          jr      nz,smf0a      ;if retry
2369      F6BB      C9          ret      ;return select error
2370      F6BC      CB AE          smf1b:  res      fm.dd,(hl)  ;back up to single density dpbs
2371      F6BE      CB BE          smf2:   res      fm.un,(hl)  ;clear retry
2372      F6C0      DB 1C          in      a,(wds1)
2373      F6C2      CB D7          set     2,a          ;select side 2
2374      F6C4      D3 1C          out     (wds1),a
2375      F6C6      CD F605        call    rdid         ;read id mark
2376      F6C9      28 09          jr      z,smf4       ;if no id found, must be one side
2377      F6CB      0D          dec     c
2378      F6CC      20 06          jr      nz,smf4     ;if side 1 ID not read
2379      F6CE      CB E6          set     fm.ds,(hl)  ;bump up to two sided dpbs
2380      F6D0      21 F6D1        ld      hl,smfa     ;set double sided status in track table
2381      F6D1          smfa    equ     $-2
2382      F6D3          inc     (hl)
2383      F6D4      21 0000        smf4:   ld      hl,0          ;set diskette type
2384      F6D5          dtype  equ     $-2
2385      F6D7      7D          ld      a,l          ;save type
2386      F6D8      4C          ld      c,h          ;preset no translate
2387      F6D9      44          ld      b,h
2388      F6DA      11 F430        ld      de,dpb8s    ;set base of disk parameter blocks
2389      F6DD      19          add     hl,de
2390      F6DE      EB          ex      de,hl        ;return DPB address in DE
2391      F6DF      CB 6F          bit     fm.dd,a
2392      F6E1      C0          ret     nz          ;if diskette is double density
2393      F6E2      01 F6ED        ld      bc,trn5     ;preset 5.25" skew table
2394      F6E5      CB 77          bit     fm.fv,a
2395      F6E7      C0          ret     nz          ;if diskette is small
2396      F6E8      01 F410        ld      bc,trn6     ;set 8" translate
2397      F6EB      3C          inc     a          ;force NZ
2398      F6EC      C9          ret
2399
2400          ;;      Skew by 5 translate table.
2401          ;
2402      F6ED      01 06 0B 10      trn5:   db      01,06,11,16
2403      F6F1      03 08 0D 12          db      03,08,13,18
2404      F6F5      05 0A 0F 02          db      05,10,15,02
2405      F6F9      07 0C 11 04          db      07,12,17,04
2406      F6FD      09 0E          db      09,14
2407
2408      F6FF      7F 00 C0 00      trktbl: db      7fh,0,0c0h,0,20h,0,2,0,81h
2409      F703      20 00 02 00
2410      F707      81
2411
2412      F708          rigidpb equ     0f708h
2413      F770          iobloc equ     0f770h
2414
2415          above
2416      0708"      +      d&seg
2417
2418          .dephase
2419          .phase 0f470h
2420      F470      sasstr equ     $
2421
2422          Subttl Rigid Partition Disk Parameter Blocks.
2423          page

```

```

2424
2425 ;           There are 16 4k Blocks per pseudo track.
2426 ;           Track Zero (2 Cylinders) are reserved for CP/M boot.
2427 ;
2428 0040      Nt4    equ    64           ;Number of Tracks on Partition 0
2429 0020      Nt5    equ    32           ;Number of Tracks on Partition 1
2430 0010      Nt6    equ    16           ;Number of Tracks on Partition 2
2431 0010      Nt7    equ    16           ;Number of Tracks on Partition 3
2432
2433 0000      ..     aset    0           ;First usable track
2434          irpc   n,<4567>
2435          ..     aset    ..+1        ;reserve system track
2436          Dsm&n  equ    Nt&n*16-17
2437          Rtk&n  equ    ..
2438          ..     aset    ..+Nt&n-1
2439          Dpbrg&n:dw  512           ;spt
2440          db     5,31             ;blkshf, blkmsk
2441          db     3+2*(Dsm&n ge 256);exm
2442          dw     Dsm&n           ;dsm
2443          dw     511             ;dirmax
2444          db     -1             ;alloc0 (reserve additional dir space)
2445          db     0             ;alloc1
2446          dw     0             ;check size
2447          dw     Rtk&n          ;track offset
2448          db     1             ;256 byte sectors
2449          endm
2450  F470  0200      +   Dpbrg&4:dw  512           ;spt
2451  F472  05 1F      +   db     5,31             ;blkshf, blkmsk
2452  F474  01         +   db     3+2*(Dsm&4 ge 256);exm
2453  F475  03EF      +   dw     Dsm&4           ;dsm
2454  F477  01FF      +   dw     511             ;dirmax
2455  F479  FF        +   db     -1             ;alloc0 (reserve additional dir space)
2456  F47A  00         +   db     0             ;alloc1
2457  F47B  0000      +   dw     0             ;check size
2458  F47D  0001      +   dw     Rtk&4          ;track offset
2459  F47F  01         +   db     1             ;256 byte sectors
2460  F480  0200      +   Dpbrg&5:dw  512           ;spt
2461  F482  05 1F      +   db     5,31             ;blkshf, blkmsk
2462  F484  01         +   db     3+2*(Dsm&5 ge 256);exm
2463  F485  01EF      +   dw     Dsm&5           ;dsm
2464  F487  01FF      +   dw     511             ;dirmax
2465  F489  FF        +   db     -1             ;alloc0 (reserve additional dir space)
2466  F48A  00         +   db     0             ;alloc1
2467  F48B  0000      +   dw     0             ;check size
2468  F48D  0041      +   dw     Rtk&5          ;track offset
2469  F48F  01         +   db     1             ;256 byte sectors
2470  F490  0200      +   Dpbrg&6:dw  512           ;spt
2471  F492  05 1F      +   db     5,31             ;blkshf, blkmsk
2472  F494  03         +   db     3+2*(Dsm&6 ge 256);exm
2473  F495  00EF      +   dw     Dsm&6           ;dsm
2474  F497  01FF      +   dw     511             ;dirmax
2475  F499  FF        +   db     -1             ;alloc0 (reserve additional dir space)
2476  F49A  00         +   db     0             ;alloc1
2477  F49B  0000      +   dw     0             ;check size
2478  F49D  0061      +   dw     Rtk&6          ;track offset

```



Balcones Operating System for the XEROX 820-II MACRO-80 3.44 09-Dec-81  
 Rigid Partition Disk Parameter Blocks.

```

2479     F49F     01             +             db         1             ;256 byte sectors
2480     F4A0     0200          +             dw         512          ;spt
2481     F4A2     05 1F          +   Dpbrg&7: db         5,31          ;blkshf, blkmsk
2482     F4A4     03             +             db         3+2*(Dsm&7 ge 256);exm
2483     F4A5     00EF          +             dw         Dsm&7          ;dsm
2484     F4A7     01FF          +             dw         511          ;dirmax
2485     F4A9     FF             +             db         -1          ;alloc0 (reserve additional dir space)
2486     F4AA     00             +             db         0             ;alloc1
2487     F4AB     0000          +             dw         0             ;check size
2488     F4AD     0071          +             dw         Rtk&7          ;track offset
2489     F4AF     01             +             db         1             ;256 byte sectors
2490
2491                                     subttl   SA1403 - Shugart / DTC SASI Driver
2492                                     page

```

```

2493
2494
2495      ;;      SA-1403D SASI driver.
2496      ;
2497      EE00      rgdbuf equ      0ee00h      ;rigid parameter load buffer
2498
2499      ;;      Sasi Pio Port Addresses.
2500      ;
2501      0011      pioAs equ      11h      ;Pio A Status
2502      0010      pioAd equ      pioAs xor 01b
2503      0013      pioBs equ      pioAs xor 10b
2504      0012      pioBd equ      pioAs xor 11b
2505
2506      0010      Sasic equ      pioAd      ;bus data
2507      0012      Sasic equ      pioBd      ;bus control
2508      0012      Sasis equ      pioBd      ;bus status
2509
2510      001C      syspio equ     1ch      ;system configuration port
2511
2512      ;;      Sasi controller status bit definitions.
2513      ;
2514      0000      b.bsy equ      00      ;(in) controller busy status
2515      0001      b.msg equ      01      ;(in) status byte completion status
2516      0002      b.cd equ      02      ;(in) control byte or data byte transfer
2517      0003      b.req equ      03      ;(in) controller request for data/command
2518      0004      b.io equ      04      ;(in) data transfer direction
2519      0005      b.sel equ      05      ;(out) controller select
2520      0006      b.par equ      06      ;(in) buss parity error
2521      0007      b.rst equ      07      ;(out) controller reset
2522
2523      ;;      Logical Unit Assignments.
2524      ;
2525      0000      falun equ      0      ;A: Lun
2526      0001      fblun equ      1      ;B: Lun
2527      0000      fclun equ      0      ;C: Lun
2528      0002      fdlun equ      2      ;D: Lun
2529      0003      rglun equ      3      ;E: Lun
2530
2531      subttl   Sasi Class Code Definitions
2532      page
  
```

```

2533
2534      ;;      Class Command Codes for Prom Set AS31*
2535      ;
2536      ;      DTC Reference Manual Dated February 4, 1981.
2537      ;
2538      ;;      class 0 commands.
2539      ;
2540      0000      c.trdy      equ      00h      ;test ready status
2541      0001      c.recal      equ      01h      ;recalibrate drive
2542      0002      c.rsyn      equ      02h      ;request syndrome
2543      0003      c.rqsn      equ      03h      ;request sense after error
2544      0004      c.fmat      equ      04h      ;format drive
2545      0005      c.vtrk      equ      05h      ;verify track format
2546      0006      c.ftrk      equ      06h      ;format single track
2547      0007      c.flaw      equ      07h      ;format track with flaw
2548      0008      c.read      equ      08h      ;read data
2549      0009      c.wrpr      equ      09h      ;write protect sector
2550      000A      c.writ      equ      0ah      ;write data
2551      000B      c.seek      equ      0bh      ;initiate seek
2552      000C      c.init      equ      0ch      ;initialize drive
2553
2554      ;;      Class 6 commands.
2555      ;
2556      00C0      c.flpy      equ      0c0h      ;define floppy disk format
2557
2558      ;;      Floppy Format Codes.
2559      ;
2560      0000      fm.ds      equ      0      ;double side bit
2561      0001      fm.dd      equ      1      ;double density bit
2562      0002      fm.sz      equ      2      ;sector size bit
2563      0003      fm.wr      equ      3      ;log2(fm.ddds+1)
2564
2565      0000      fm.sdss      equ      00h      ;Single Density, Single Sided
2566      0001      fm.sdds      equ      01h      ;Single Density, Double Sided
2567      0006      fm.ddss      equ      06h      ;Double Density, Single Sided
2568      0007      fm.ddds      equ      07h      ;Double Density, Double Sided
2569      0080      fm.hard      equ      80h      ;Rigid
2570
2571      ;;      Class 7 commands.
2572      ;
2573      00E0      c.tram      equ      0e0h      ;test ram buffer
2574
2575      ;;      Message Macros.
2576      ;
2577      pmsg      macro      n,msg
2578              if1
2579                  .printx +MSG N+
2580              endif
2581              endm
2582
2583      phex      macro      n,m
2584                  .radix 16
2585                  pmsg  %(n),<m>
2586                  .radix 10
2587                  endm

```

Balcones Operating System for the XEROX 820-II MACRO-80 3.44 09-Dec-81  
Sasi Class Code Definitions

2588  
2589  
2590

subttl Sasi Physical Driver.  
page

Balcones Operating System for the XEROX 820-II MACRO-80 3.44 09-Dec-81  
Sasi Physical Driver.

```

2591
2592
2593
2594
2595     F4B0     06 06           Sals403: ld      b,6           ;set retry count
2596     F4B2     7E             sas0a:  ld      a,(hl)        ;set driver operation
2597     F4B3     23             inc     hl                 ;point to unit
2598     F4B4     3C             inc     a
2599     F4B5     28 49          jr      z,sselec          ;if select DPH
2600     F4B7     E5             push   hl
2601     F4B8     C5             push   bc
2602     F4B9     3D             dec     a
2603     F4BA     3E 0A          ld      a,c.writ         ;preset write opcode
2604     F4BC     28 02          jr      z,sas0
2605     F4BE     3E 08          ld      a,c.read         ;assume read
2606     F4C0     32 F6F0        sas0:  ld      (opcode),a    ;set Sasi opcode
2607     F4C3     7E             ld      a,(hl)           ;get driver unit
2608     F4C4     E5             push   hl
2609     F4C5     CD F5AF        call    mlu               ;map to logical unit
2610     F4C8     E1             pop     hl
2611     F4C9     23             inc     hl                 ;ignore cpm disk
2612     F4CA     23             inc     hl                 ;track low
2613     F4CB     56             ld      d,(hl)           ;set track
2614     F4CC     23             inc     hl
2615     F4CD     23             inc     hl
2616     F4CE     5E             ld      e,(hl)           ;set sector
2617     F4CF     CD F6D7        call    cwp               ;check write protect
2618     F4D2     20 22          jr      nz,sas2           ;if write protected and track > 0
2619     F4D4     E5             push   hl                 ;save request block address
2620     F4D5     CD F5C2        call    mpa               ;map physical address to logical address
2621     F4DB     21 F6F0        ld      hl,opcode
2622     F4DB     CD F643        call    iccs              ;issue controller command
2623     F4DE     E1             pop     hl                 ;get pointer to low sector back
2624     F4DF     23             inc     hl                 ;ignore sector high
2625     F4E0     23             inc     hl                 ;dma low
2626     F4E1     5E             ld      e,(hl)
2627     F4E2     23             inc     hl                 ;dma high
2628     F4E3     56             ld      d,(hl)
2629     F4E4     EB             ex      de,hl             ;set transfer address to HL
2630     F4E5     06 00          ld      b,0               ;set sector length
2631     F4E6
2632     F4E7     3A F6F0        seclen equ    $-1
2633     F4EA     FE 0A          ld      a,(opcode)
2634     F4EC     28 05          cp      c.writ
2635     F4EE     CD F65F        jr      z,sas1           ;if write command
2636     F4F1     18 03          call    tdi               ;transfer data in
2637     F4F3     CD F656        jr      sas2
2638     F4F6     C1             sas1: call    tdo           ;transfer data out
2639     F4F7     E1             sas2: pop     bc
2640     F4F8     2B             pop     hl
2641     F4F9     C8             dec     hl
2642     F4FA     CD F069        ret     z                 ;if no errors
2643     F4FD     10 B3          call    softv             ;report soft error
2644     F4FF     C9             djnz   sas0a             ;if more retries
2645
ret     ;return error

```

Balcones Operating System for the XEROX 820-II MACRO-80 3.44 09-Dec-81  
Physical Driver Select

2646  
2647

subttl Physical Driver Select  
page

```

2648
2649
2650          ;;      Select - Physical Driver Select.
2651          ;
2652          F500    7E          sselect: ld      a,(hl)          ;set physical unit
2653          F501    FE 08      cp          8          ;verify in range
2654          F502          numunt equ      $-1
2655          F503    3F          ccf
2656          F504    D4 F50E    call      nc,smfs          ;set media format
2657          F507    D0          ret          nc          ;if media identified
2658
2659          ;;      selerr - Select Error Driver.
2660          ;
2661          F508    21 0000    xselerr: ld      hl,0          ;Select Error Driver
2662          F50B    F6 FF      selerl: or      -1
2663          F50D    C9          ret
2664
2665          ;;      smfs - Set Media Format.
2666          ;
2667          ;      entry:  A = Driver unit index
2668          ;      Exit:  HL = DPH address, if no carry
2669          ;
2670          F50E    CD F6F6    smfs:   call      first          ;execute first time only routine
2671          F511    CD F5AF    call      mlu          ;map to logical unit
2672          F514    EB          ex          de,hl          ;get dph index to hl
2673          F515    7D          ld          a,l          ;and A
2674          F516    29          add         hl,hl          ;index *16
2675          F517    29          add         hl,hl
2676          F518    29          add         hl,hl
2677          F519    29          add         hl,hl
2678          F51A    11 F390    ld          de,Dpbase          ;set base of Disk Parameter Headers
2679          F51D    19          add         hl,de
2680          F51E    FE 04      cp          4
2681          F520    D0          ret          nc          ;if rigid unit
2682          F521    E5          push       hl          ;save dph address
2683          F522    3E 80      ld          a,80h          ;disable error recovery
2684          F524    32 F6F5    ld          (dctrl),a
2685          F527    32 F5F1    ld          (lastfm+1),a
2686          F52A    0A          ld          a,(bc)          ;always try double side first
2687          F52B    F6 01      or          l shl fmds.
2688          F52D    02          ld          (bc),a
2689          F52E    3E 07      ld          a,8-1          ;try each type two times
2690          F530    32 F53D    smfs1: ld          (smfsa),a          ;set retry count
2691          F533    C5          push       bc          ;save define format table address
2692          F534    CD F57A    call      cdd          ;check drive density
2693          F537    C1          pop        bc
2694          F538    60          ld          h,b          ;set format table address
2695          F539    69          ld          l,c
2696          F53A    28 14      jr          z,smfs2          ;if diskette type identified
2697          F53C    3E 00      ld          a,0
2698          F53D          smfsa equ      $-1          ;diskette type retry counter
2699          F53E    D6 01      sub        1
2700          F540    38 31      jr          c,smfs4          ;if media not identified
2701          F542    35          dec        (hl)          ;advance disk type code
2702          F543    F2 F548    jp         p,smfs1a          ;if no wrap
2703          F546    36 07      ld          (hl),fm.ddds
    
```

```

2703 F548 CB 4E          smfs1a: bit    fmd, (hl)      ;test for double density
2704 F54A 20 E4          jr      nz, smfs1      ;if double density
2705 F54C CB 96          res    fm.sz, (hl)    ;set sector size = 128
2706 F54E 18 E0          jr      smfs1         ;try more diskette types
2707 F550 57             smfs2: ld      d, a      ;preset no translate
2708 F551 5A             ld      e, d
2709 F552 CB 4E          bit    fmd, (hl)
2710 F554 20 03          jr      nz, smfs3     ;if diskette is double density
2711 F556 11 F410        ld      de, trn6      ;set single density translate
2712 F559 E1             smfs3: pop     hl      ;get dph address
2713 F55A E5             push    hl
2714 F55B 73             ld      (hl), e       ;store translate address
2715 F55C 23             inc     hl
2716 F55D 72             ld      (hl), d
2717 F55E 11 0009        ld      de, 10-1
2718 F561 19             add     hl, de         ;point to dpb address in dph
2719 F562 0A             ld      a, (bc)      ;get selected format
2720 F563 E6 03          and     3
2721 F565 EB             ex      de, hl
2722 F566 6F             ld      l, a
2723 F567 29             add     hl, hl        ;index by 16
2724 F568 29             add     hl, hl
2725 F569 29             add     hl, hl
2726 F56A 29             add     hl, hl
2727 F56B 01 F430        ld      bc, dpb8s     ;set dpb base
2728 F56E 09             add     hl, bc        ;set dpb address (clears carry)
2729 F56F EB             ex      de, hl       ;recover dpb pointer address in dph
2730 F570 73             ld      (hl), e
2731 F571 23             inc     hl
2732 F572 72             ld      (hl), d
2733 F573 E1             smfs4: pop     hl      ;get dph address
2734 F574 3E 00          ld      a, 0          ;enable error recovery
2735 F576 32 F6F5        ld      (dctrl), a
2736 F579 C9             ret
2737
2738 ;;      cdd - check drive density.
2739 ;
2740 F57A 0A             cdd:  ld      a, (bc)  ;get attempted side
2741 F57B E6 01          and     1             ;try side 1 on ds, 0 on ss
2742 F57D 11 0201        ld      de, 2*256+1
2743 F580 28 02          jr      z, cdd0       ;if single side
2744 F582 16 4F          ld      d, 77+2      ;use back side
2745 F584 CD F5C2        cdd0: call    mpa         ;map physical address
2746 F587 21 F6F0        ld      hl, opcode
2747 F58A 36 08          ld      (hl), c.read
2748 F58C CD F643        call    iccs         ;issue controller command
2749 F58F CD F6CE        call    sim         ;set input mode
2750 F592 CD F687        cdd1: call    wfr         ;wait for req
2751 F595 20 04          jr      nz, cdd2     ;if timeout or status, not data requested
2752 F597 ED 78          in      a, (c)       ;eat sector
2753 F599 18 F7          jr      cdd1
2754 F59B CD F669        cdd2: call    wcc         ;wait command complete
2755 F59E C9             ret
2756
2757 ;;      p2l - Physical to Logical Mapping Table.
2758 ;
    
```



Balcones Operating System for the XEROX 820-II MACRO-80 3.44 09-Dec-81  
Physical Driver Select

```

2759 ; First byte is the SA1403 Logical Unit Number
2760 ; Second byte is extended drive format code
2761 ;
2762 p2l: db falun shl 5,fm.sdss ;Floppy Drive 0
2763 db fblun shl 5,fm.sdds ;Floppy Drive 1
2764 db falun shl 5,fmddss ;Floppy Drive 0
2765 db fdlun shl 5,fm.ddds ;Floppy Drive 2
2766 db rglun shl 5,fm.hard ;Rigid Partition 0
2767 db rglun shl 5,fm.hard ;Rigid Partition 1
2768 db rglun shl 5,fm.hard ;Rigid Partition 2
2769 db rglun shl 5,fm.hard ;Rigid Partition 3
2770
2771 ;; Mlu - Map Logical Unit.
2772 ;
2773 ; Entry: A = Physical Driver Unit from Deblocker
2774 ; Exit: DE = dph index
2775 ; BC = pointer to format code
2776 ; Sasi LUN stored in command block
2777 ;
2778 mlu: ld hl,p2l ;set Rigid Physical to Logical map table
2779 ld d,0
2780 ld e,a
2781 add hl,de ;point to table entry
2782 add hl,de
2783 ld a,(hl) ;get Sasi LUN
2784 ld (lun),a ;store in read/write command
2785 ld (deflun),a ;store in define command
2786 inc hl ;point to format descriptor
2787 ld b,h
2788 ld c,l
2789 ret
2790
2791 ;; Mpa - Map Physical Address.
2792 ;
2793 ; Entry: BC = p2l format code address
2794 ; D = Track
2795 ; E = Sector
2796 ;
2797 ; Exit: Logical Address set in command block
2798 ; Seclen set for transfer
2799 ; Controller notified of floppy format
2800 ;
2801 mpa: ld hl,seclen ;preset sector length
2802 ld (hl),0
2803 ex de,hl ;preset Laddr = Paddr for rigid
2804 ld a,(bc) ;get drive format code
2805 cp fm.hard
2806 jr z,mpa5 ;if Rigid Partition
2807 cp fmddss
2808 jr c,mpa1 ;if single density
2809 F5D1 2C inc l ;advance sector from 0->25 to 1->26
2810 F5D2 7C ld a,h
2811 F5D3 B7 or a
2812 F5D4 20 04 jr nz,mpa2 ;if not on track zero
2813 F5D6 2D dec l
2814 F5D7 3E 80 mpa1: ld a,128 ;set short sector

```

```

2815 F5D9 12          ld      (de),a
2816 F5DA 0A          mpa2:  ld      a,(bc)
2817 F5DB CB 47       bit     fmds,a
2818 F5DD 28 0A       jr     z,mpa22     ;if not double sided disk
2819 F5DF 7C          ld      a,h         ;map first 77 tracks to side zero
2820 F5E0 FE 4D       cp     77
2821 F5E2 38 02       jr     c,mpa21     ;if side zero tracks
2822 F5E4 D6 4D       sub    77         ;offset to back side
2823 F5E6 3F          mpa21: ccf
2824 F5E7 8F          adc    a,a
2825 F5E8 67          ld     h,a
2826 F5E9 E5          mpa22: push    h         ;save track/sector
2827 F5EA 0A          ld     a,(bc)     ;get floppy format
2828 F5EB 2A F6EB     ld     hl,(deflun);get new unit
2829 F5EE 67          ld     h,a
2830 F5EF 11 FFFF     ld     de,-1      ;get previously used format/lun
2831 F5F0             lastfm equ    $-2
2832 F5F2 22 F5F0     ld     (lastfm),hl ;save this format/unit for next time
2833 F5F5 B7          or     a
2834 F5F6 ED 52       sbc    hl,de
2835 F5F8 28 0C       jr     z,mpa3     ;if unit and format same as last time
2836 F5FA 32 F6EF     ld     (fipfrm),a
2837 F5FD 21 F6EA     ld     hl,deflpy  ;issue define floppy command
2838 F600 CD F643     call   iccs
2839 F603 CD F669     call   wcc
2840 F606 E1          mpa3:  pop     hl   ;recover track / sector
2841 F607 44          ld     b,h        ;set track
2842 F608 11 001A     ld     de,26     ;compute sector-26-1+(Track+1)*26
2843 F60B 62          ld     h,d        ;clear upper track
2844 F60C 37          scf
2845 F60D ED 52       sbc    hl,de     ;adjust sector
2846 F60F 04          inc    b         ;force one pass
2847 F610 19          mpa4:  add     hl,de   ;multiply track by sectors/track
2848 F611 10 FD       djnz  mpa4       ;if multiply incomplete
2849 F613 7C          mpa5:  ld     a,h        ;swap H & L
2850 F614 65          ld     h,l
2851 F615 6F          ld     l,a
2852 F616 22 F6F2     ld     (addrh),hl ;Store address in command block
2853 F619 C9          ret
2854
2855          subttl Sasi Bus Control Interface
2856          page

```

```

2857
2858 ;; gca - get controller attention.
2859 ;
2860 F61A CD F6AD gca: call reset ;reset controller if required
2861 F61D 7E ld a,(hl) ;get command
2862 F61E FE 01 cp c.recal
2863 F620 3E 0A ld a,9+1 ;set 9+ second time-out
2864 F622 28 02 jr z,gca0 ;if recalibrate, use long time-out
2865 F624 3E 03 ld a,2+1 ;use short time-out
2866 F626 32 F627 gca0: ld (gcaa),a
2867 F627 gcaa equ $-2 ;*****=>;monitor one second timer address goes here
2868 F629 CD F6D2 call som ;set output mode
2869 F62C 3E 01 ld a,1 ;Set sasi controller address
2870 F62E D3 10 out (Sasid),a
2871 F630 3E 20 ld a,1 shl b.sel ;assert Select Line
2872 F632 D3 12 out (Sasic),a
2873 F634 DB 12 gca1: in a,(Sasis) ;get sasi status
2874 F636 0F rrca ;get busy bit in C
2875 F637 38 06 jr c,gca2 ;if controller is ready
2876 F639 CD F6A5 call cft ;check for time-out
2877 F63C F2 F634 gca2: jp p,gca1 ;if not timed out
2878 F63F AF xor a
2879 F640 D3 12 out (Sasic),a ;drop Select
2880 F642 C9 ret
2881
2882 ;; iccs - issue Controller Command.
2883 ;
2884 ; HL => Sasi command block
2885 ;
2886 F643 7E iccs: ld a,(hl) ;peek at opcode
2887 F644 FE 04 cp c.fmat
2888 F646 C8 ret z ;do not allow format entire disk
2889 F647 CD F61A call gca ;get controller attention
2890 F64A 01 0610 ld bc,Sasid+6*256 ;set port / command block length
2891 F64D CD F687 iccs1: call wfr ;wait for REQ
2892 F650 C8 ret z ;if data requested
2893 F651 ED A3 outi ;send next byte
2894 F653 20 F8 jr nz,iccs1
2895 F655 C9 ret
2896
2897 ;; tdo - transmit data out.
2898 ;
2899 F656 CD F687 tdo: call wfr ;wait for req
2900 F659 20 0E jr nz,wcc ;if not data requested
2901 F65B ED B3 otir ;pitch sector out
2902 F65D 18 0A jr wcc
2903
2904 ;; tdi - transmit data in.
2905 ;
2906 F65F CD F6CE tdi: call sim ;set input mode
2907 F662 CD F687 call wfr ;wait for req
2908 F665 20 02 jr nz,wcc ;if status, not data requested
2909 F667 ED B2 inir ;read sector
2910
2911 ;; wcc - wait command complete.

```

```

2912
2913     F669     CD F6CE           ;
wcc:   call    sim              ;set input mode
2914     F66C     CD F687           call    wfr                  ;wait for REQ
2915     F66F     2B 2A             jr     z,ecr                ;if controller not providing status
2916     F671     ED 78             in     a,(c)                ;read completion status
2917     F673     E6 03             and    3                    ;ignore unused bits
2918     F675     47                 ld     b,a
2919     F676     CD F687           call    wfr                  ;wait for REQ
2920     F679     2B 20             jr     z,ecr                ;if not status
2921     F67B     DB 12             in     a,(Sasis)           ;recover status
2922     F67D     CB 4F             bit   b,msg,a
2923     F67F     2B 1A             jr     z,ecr                ;if not message byte
2924     F681     ED 78             in     a,(c)                ;read message byte
2925     F683     20 16             jr     nz,ecr              ;if last byte not zero
2926     F685     B0                 or     b                    ;set Sasi error status byte
2927     F686     C9                 ret
2928
2929           ;;      wfr - wait for REQ.
2930           ;
2931           ;      Exit:  A < 0   Timer Expired
2932           ;             A = 0   Request is for data
2933           ;             A > 0   Request is for control
2934           ;
2935     F687     CD F6A5           wfr:   call    cft            ;check for time-out
2936     F68A     FA F69A           jp     m,wfr1              ;if controller hung
2937     F68D     DB 12             in     a,(Sasis)           ;read sasi status
2938     F68F     CB 5F             bit   b,req,a
2939     F691     2B F4             jr     z,wfr                ;if request not asserted
2940     F693     CB 77             bit   b,par,a              ;check buss parity
2941     F695     20 03             jr     nz,wfr1             ;if parity error
2942     F696           wfra      equ    $-1
2943     F697     E6 04           and    1 shl b.cd          ;test control / data bit
2944     F699     C9                 ret
2945     F69A     F1           wfr1:  pop     af            ;pitch return address
2946
2947           ;;      ecr - Enable Controller Reset.
2948           ;
2949     F69B     AF           ecr:   xor     a                ;enable controller reset next time
2950     F69C     32 F6AD           ld     (reset),a           ;by placing NOP at reset entry point
2951     F69F     F6 FF           or     -1                  ;return error status
2952     F6A1     32 F5F0           ld     (lastfm),a         ;force define floppy format
2953     F6A4     C9                 ret
2954
2955           ;;      Cft - Check for Time-out.
2956           ;
2957     F6A5     CD F066           cft:   call    idle          ;idle cpu
2958     F6A8     3A 0000           ld     a,(0)
2959     F6A9           cfta      equ    $-2 ;****=>;This word gets the address of the timer
2960           public cfta
2961     F6AB     B7             or     a
2962     F6AC     C9                 ret
2963
2964           ;;      Reset - Reset Controller.
2965           ;
2966           ;      This routine is called prior to every command that is
2967           ;      issued to the controller, but disables itself after

```

Balcones Operating System for the XEROX 820-II MACRO-80 3.44 09-Dec-81  
Sasi Bus Control Interface

```

2968 ; running. When, and if the controller times-out, this
2969 ; routine is re-enabled. Thus, the controller will be
2970 ; reset again before the next command is issued.
2971 ;
2972 F6AD 00 reset: nop ;*****=>;Note RET gets put here after reset
2973 ; NOP gets put there if time-out
2974 F6AE 3E CF ld a,11001111b ;initialize pio in mode 3
2975 F6B0 D3 13 out (pioBs),a
2976 F6B2 3E 5F ld a,01011111b ;d7, d5 are outputs
2977 F6B4 D3 13 out (pioBs),a
2978 F6B6 3E 80 ld a,1 shl b.rst ;assert reset to controller
2979 F6B8 D3 12 out (Sasic),a
2980 F6BA AF xor a
2981 F6BB D3 12 out (Sasic),a ;de-assert reset
2982 F6BD 3E C9 ld a,0c9h
2983 F6BF 32 F6AD ld (reset),a ;disable reset until time-out
2984 F6C2 E5 push hl
2985 F6C3 21 F6E8 ld hl,rgrecal
2986 F6C6 CD F643 call iccs ;issue recursive rigid recalibrate
2987 F6C9 CD F669 call wcc
2988 F6CC E1 pop hl
2989 F6CD C9 ret
2990
2991 ;; Sim - Set Input Mode.
2992 ;
2993 F6CE 3E 4F sim: ld a,01001111b ;set pio A input mode
2994 F6D0 18 02 jr soml
2995
2996 ;; Som - Set Output Mode.
2997 ;
2998 F6D2 3E 0F som: ld a,00001111b ;set pio A output mode
2999 F6D4 D3 11 soml: out (pioAs),a
3000 F6D6 C9 ret
3001
3002 ;; cwp - check write protect.
3003 ;
3004 F6D7 0A cwp: ld a,(bc) ;get drive type
3005 F6D8 E6 80 and fm.hard
3006 F6DA C8 ret z ;if not rigid disk access
3007 F6DB 3E 00 ld a,0 ;get dirty parameter flag
3008 F6DC rdonly equ $-1
3009 F6DD B7 or a
3010 F6DE C8 ret z ;if not write protected
3011 F6DF 7A ld a,d
3012 F6E0 B7 or a
3013 F6E1 C8 ret z ;if track zero request
3014 F6E2 3A F6F0 ld a,(opcode)
3015 F6E5 D6 08 sub c.read ;allow reads, but no writes to file system
3016 F6E7 C9 ret
3017
3018 subttl Sasi Command Blocks
3019 page

```

```

3020
3021
3022           ;;      Sasi Command Blocks.
3023           ;
3024
3025     F6E8    01           rgreca:db      c.reca1
3026     F6E9    60           reclun: db      3 shl 5
3027
3028     F6EA    C0           deflpy: db      c.flpy           ;define floppy format
3029     F6EB    00           deflun: db      0
3030     F6EC    00 00 00     db      0,0,0
3031     F6EF    00           flpfrm: db      0
3032
3033     F6F0    00           opcode: db      0           ;Class code / Operation
3034     F6F1    00           lun:      db      0           ;Logical Unit & Logical Address 20-16
3035     F6F2    00           addrh:   db      0           ;           Logical Address 15-8
3036     F6F3    00           addrl:   db      0           ;           Logical Address 7-0
3037     F6F4    01           nblk:    db      1           ;Number of Blocks
3038     F6F5    00           dctrl:   db      0           ;Error Retry Disable Control word
3039
3040           subttl Overlayable Initialization Code
3041           page

```

```

3042
3043
3044      ;;      First - First time only.
3045      ;
3045      F6F6      F5      first:  push  af
3046      0010      +      phex  $-dskdvr,<SASI Resident Length is>
3047      000A      +      .radix 16
3048      F6F7      3E C9      ld      a,0c9h      ;nuke self first time
3049      F6F9      32 F6F6      ld      (first),a
3050      F6FC      26 00      ld      h,0      ;indicate return register value
3051      F6FE      CD F039      call   dayt1      ;get address of monitor timer
3052      F701      2B      dec     hl
3053      F702      22 F6A9      ld      (cfta),hl      ;store address of timer for check routine
3054      F705      22 F627      ld      (gcaa),hl      ;and for command startup
3055
3056
3057      F708      21 F767      first1: ld     hl,cnfdpb      ;point to physical driver read command
3058      F70B      CD F4B0      call   sal403      ;read partition parameters
3059      F70E      B7      or      a
3060      F70F      CC F723      call   z,cpb      ;if no errors then check parameter blocks
3061      F712      28 0D      jr     z,first2      ;if parameters are loaded
3062      F714      21 F76C      ld     hl,cnfdpb+5      ;try backup heads
3063      F717      7E      ld     a,(hl)      ;get logical sector
3064      F718      C6 20      add    a,32      ;advance to next head
3065      F71A      77      ld     (hl),a
3066      F71B      20 EB      jr     nz,first1      ;if 4 heads and 2 cylinders not attempted
3067      F71D      2F      cpl   ;set tracks > 0 read only
3068      F71E      32 F6DC      ld     (rdonly),a
3069      F721      F1      first2: pop  af
3070      F722      C9      ret
3071
3072      ;;      cpb - check parameter blocks.
3073      ;
3074      F723      21 EE00      cpb:   ld     hl,rgdbuf      ;point to dpb buffer
3075      F726      3A F76C      ld     a,(cnfdpb+5)      ;get sector this dpb set came from
3076      F729      FE 20      cp     32
3077      F72B      20 04      jr     nz,cpb1      ;if not primary set
3078      F72D      7E      ld     a,(hl)
3079      F72E      FE E5      cp     0e5h
3080      F730      C8      ret     z      ;use default dpbs if none configured
3081      F731      11 000F      cpb1:  ld     de,16-1      ;set offset from high spt to deblock control
3082      F734      06 04      ld     b,4      ;verify 4 dpbs
3083      F736      7E      cpb2:  ld     a,(hl)      ;set low sectors / track
3084      F737      B7      or     a
3085      F738      C0      ret     nz      ;if bumper sectors / track
3086      F739      19      add    hl,de      ;advance to deblock control
3087      F73A      7E      ld     a,(hl)
3088      F73B      E6 87      and   87h
3089      F73D      CB 2F      sra   a
3090      F73F      CB 2F      sra   a
3091      F741      C0      ret     nz      ;if bad deblocking constant
3092      F742      23      inc   hl
3093      F743      10 F1      djnz  cpb2
3094      F745      2B      dec   hl
3095      F746      11 F4AF      ld     de,Dpbrg4+16*4-1
3096      F749      01 0040      ld     bc,16*4

```

```

3097      F74C      ED B8          lddr          ;move dpbs into place
3098      F74E      01 0010       ld            bc,16          ;set 16 bytes/dpx
3099      F751      11 F3DE       ld            de,Dpbase+4*16+14 ;point at alloc vector pointer
3100      F754      21 F47D       ld            hl,Dpbrg4+13    ;point at reserved tracks
3101      F757      3E 04          ld            a,4            ;count off 4 partitions
3102      F759      F5             cpb3: push     af
3103      F75A      7E             ld            a,(hl)         ;get reserved tracks for partition
3104      F75B      3D             dec          a              ;just so nice numbers come out
3105      F75C      87             add          a,a            ;16 blks/track / 8 blks/byte = 2 bytes/track
3106      F75D      12             ld            (de),a        ;store low allocation vector address
3107      F75E      09             add          hl,bc          ;advance to next dpb
3108      F75F      EB             ex            de,hl
3109      F760      09             add          hl,bc          ;advance to next dph
3110      F761      EB             ex            de,hl
3111      F762      F1             pop          af
3112      F763      3D             dec          a
3113      F764      20 F3          jr            nz,cpb3       ;if more to allocate
3114      F766      C8             ret                    ;return success
3115
3116      F767      01 04 00       cnfdpb: db     01,4,0       ;read partition 0
3117      F76A      0000          dw            0            ;track zero
3118      F76C      0020          dw            32           ;sector 32
3119      F76E      EE00          dw            rgdbuf       ;rigid parameter table buffer
3120
3121      0300          sasidl equ     $-sasstr     .
3122          .dephase
3123      FA08          dloc    defl    dloc+sasidl
3124          .phase    dloc
3125
3126          above
3127      0A08"         +         d&seg
3128
3129      FA08          Dvrlmt:          ;disk driver limit
3130
3131      FA08          rqttop equ     $          ;set required top of resident monitor
3132
3133      FA08      21 0000       slerr: ld      hl,0
3134      FA0B      F6 FF       or      -1
3135      FA0D      C9          ret
3136
3137          subttl 820 Style Disk Driver Emulator
3138          page

```



```

3139
3140      ;;      820 Style Disk Driver Emulator.
3141      ;
3142      ;      above      ;generate code in ram
3143      0A0E"      +      d&seg
3144
3145      FA0E      FF      physcmd: defb      -1      ;physical Driver Command
3146      FA0F      FF      phyunt: defb      -1      ;physical unit
3147      FA10      00      phydrv: defb      00      ;logical unit
3148      FA11      0000    phytrk: defw      00      ;track
3149      FA13      0001    physec: defw      01      ;sector
3150      FA15      ED80    phydma: defw      bootbf      ;dma address
3151
3152      ;;      Select - Select Unit for I/O.
3153      ;
3154      ;      Entry:  C = Unit
3155      ;      Exit:   A = 0  if no errors
3156      ;             A = -1 if errors
3157      ;
3158      FA17      79      select: ld      a,c      ;set drive selected
3159      FA18      FE 08    cp      8
3160      FA1A      30 1D    jr      nc,sell
3161      FA1C      32 FA10  ld      (phydrv),a      ;save logical CP/M drive
3162      FA1F      21 FA5A  ld      hl,seltbl      ;set select table address
3163      FA22      06 00    ld      b,0
3164      FA24      09      add     hl,bc      ;index into select table
3165      FA25      7E      ld      a,(hl)
3166      FA26      B7      or      a
3167      FA27      EB      ex     de,hl
3168      FA28      67      ld      h,a      ;in case previous select worked, say no dph
3169      FA29      6F      ld      l,a      ;to internal routines
3170      FA2A      C8      ret     z      ;if drive has already been selected
3171      FA2B      D5      push   de      ;save table address
3172      FA2C      06 FF    ld      b,-1      ;set Select operation
3173      FA2E      CD FA51  call   xqphys      ;execute physical driver
3174      FA31      7D      ld      a,l      ;get returned dph address
3175      FA32      B4      or      h
3176      FA33      D1      pop     de      ;retrieve select table address
3177      FA34      2B 03    jr      z,sell      ;if select unsuccessful
3178      FA36      AF      xor     a      ;return no errors
3179      FA37      12      ld      (de),a      ;prevent more density re-selects
3180      FA38      C9      ret
3181      FA39      F6 FF    sell:  or      -1      ;return error
3182      FA3B      C9      ret
3183
3184      ;;      Home - Position to track zero.
3185      ;
3186      FA3C      0E 00    home:  ld      c,0      ;force track zero
3187
3188      ;;      Seek - Seek Track.
3189      ;
3190      ;      Entry:  C = Track to read/write from next
3191      ;
3192      FA3E      79      seek:  ld      a,c
3193      FA3F      32 FA11  ld      (phytrk),a

```

```

3194 FA42 AF xor a ;return no errors
3195 FA43 C9 ret
3196
3197 ;; Write - Write Physical Sector.
3198 ;
3199 FA44 06 00 write: ld b,0 ;set Write operation
3200 FA46 18 02 jr rdwr
3201
3202 ;; Read - Read Physical Sector.
3203 ;
3204 FA48 06 01 read: ld b,1 ;set read operation
3205
3206 ;; Rdwr - Read/Write Processor.
3207 ;
3208 ; Entry: C = Sector
3209 ; HL = Transfer Address
3210 ; Exit: A = 0 if no errors
3211 ; A = -1 if errors
3212 ;
3213 FA4A 79 rdwr: ld a,c
3214 FA4B 32 FA13 ld (physec),a ;set physical sector
3215 FA4E 22 FA15 ld (phydma),hl ;set transfer address
3216
3217 ;; xqphys - Internal Execute Physical Driver.
3218 ;
3219 ; Entry: B = -1 for Select
3220 ; B = 0 for Write
3221 ; B = 1 for Read
3222 ;
3223 FA51 21 FA0E xqphys: ld hl,phycmd ;point to physical command block
3224 FA54 70 ld (hl),b ;store operation
3225 FA55 CD F344 call xqdvr ;execute driver
3226 FA58 B7 or a ;set flags
3227 FA59 C9 ret
3228
3229 ;; Emulator Disk I/O Ram.
3230 ;
3231 FA5A FF FF FF FF seltbl: defb -1,-1,-1,-1 ;drive already selected table
3232 FA5E FF FF FF FF defb -1,-1,-1,-1
3233
3234 subttl Command processor
3235 page

```

Balcones Operating System for the XEROX 820-II MACRO-80 3.44 09-Dec-81  
Command processor

```

3236
3237
3238     0A62"      +
3239
3240
3241     FA62      FB
3242     FA63      31 0000
3243     FA66      CD FC3D
3244     FA69      0D 0A
3245     FA6B      2A 20
3246     FA6D      04
3247     FA6E      21 FF5C
3248     FA71      0E 50
3249     FA73      CD FB37
3250     FA76      38 51
3251     FA78      3A FF5C
3252     FA7B      FE 0D
3253     FA7D      28 E3
3254     FA7F      D6 40
3255     FA81      FE 1B
3256     FA83      30 44
3257     FA85      87
3258     FA86      4F
3259     FA87      06 00
3260     FA89      21 FAD9
3261     FA8C      09
3262     FA8D      7E
3263     FA8E      2B
3264     FA8F      6E
3265     FA90      67
3266     FA91      E6 80
3267     FA93      20 17
3268     FA95      11 FC55
3269     FA98      D5
3270     FA99      01 0299
3271     FA9C      F3
3272     FA9D      DB 1C
3273     FA9F      B7
3274     FAA0      F5
3275     FAA1      F4 F29C
3276     FAA4      ED 80
3277     FAA6      F1
3278     FAA7      F4 F293
3279     AAA      FB
3280     FAAB      E1
3281     FAAC      E5
3282     FAAD      CD FC36
3283     FAB0      FD 21 FF5D
3284     FAB4      CD FB5F
3285     FAB7      DD E1
3286     FAB9      2A FF85
3287     FABC      ED 5B FFB7
3288     FAC0      ED 4B FFB9
3289     FAC4      CD FAD6
3290     FAC7      30 99

      above
      d&seg
      prompt user for command.
      ;;
      i
      prompt: ei
      ld sp,stack ;reset system stack
      call pnext
      defb cr,lf
      defm '*'
      defb eot
      ld hl,linbuf
      ld c,80 ;buffer of 80 chars (ver. 2.0)
      call getlin ;input a bufered console line
      jr c,what ;print 'what ?' if input error
      autobt: ld a,(linbuf) ;get first character in line
      cp cr
      jr z,prompt ;jump if a null line
      sub '@'
      cp 'Z'-'@'+1
      jr nc,what ;if not letter
      add a,a
      ld c,a
      ld b,0
      ld hl,cmdtab+1 ;index command table with character
      add hl,bc
      ld a,(hl)
      dec hl
      ld l,(hl) ;get address of command processor
      ld h,a
      and 80h
      jr nz,prmt1 ;if resident command
      ld de,cloc ;move transient command to RAM area
      push de
      ld bc,tpamax ;set length of largest transient
      di
      in a,(syspio)
      or a
      push af
      call p,crton ;enable rom if disabled
      ldir
      pop af
      call p,crtoff ;disable rom if enabled
      ei
      pop hl ;set execution address
      prmt1: push hl
      call crlf
      ld iy,linbuf+1
      call params ;input numeric parameters from
      pop ix ;line buffer and test if error
      ld hl,(param1)
      ld de,(param2)
      ld bc,(param3)
      call jpix ;call subroutine @ ix
      jr nc,prompt ;go back to prompt if no errors

```

```

3291
3292   FAC9   CD FC3D      what:   call   pnext
3293   FACC   20 77 68 61 defm    ' what?'
3294   FAD0   74 3F
3295   FAD2   07          defb    'G'-64      ;say 'what ?' and squeal
3296   FAD3   04          defb    eot
3297   FAD4   18 8C      jr      prompt
3298
3299   FAD6   DD E9      jpix:   jp      (ix)      ;call subroutine @ ix
3300
3301   FAD8   177B      cmdtab: defw   help      ;@ - Help user
3302   FADA   11B8      defw   boot      ;a - boot cp/m
3303   FADC   1353      defw   baud      ;b - bit rate
3304   FADE   1436      defw   block     ;c - memory block move
3305   FAEO   12F2      defw   memdmp    ;d - dump memory in hex/ascii
3306   FAE2   1315      defw   view      ;e - enter memory
3307   FAE4   1428      defw   fill      ;f - fill memory
3308   FAE6   12DB      defw   goto     ;g - goto program
3309   FAEB   14E2      defw   term     ;h - host terminal
3310   FAEA   13CA      defw   incmd    ;i - read from input port
3311   FAEC   FAC9      defw   what     ;j - not used
3312   FAEE   FAC9      defw   what     ;k - not used
3313   FAF0   11B8      defw   boot     ;l - load system
3314   FAF2   1315      defw   view     ;m - memory examine/change
3315   FAF4   FAC9      defw   what     ;n - not used
3316   FAF6   13F1      defw   outcmd   ;o - write to output port
3317   FAF8   1459      defw   proto    ;p - printer protocol
3318   FAFA   FAC9      defw   what     ;q - not used
3319   FAFD   1367      defw   dskcmd   ;r - display disk sector data
3320   FAFE   FAC9      defw   what     ;s - not used
3321   FB00   1477      defw   type     ;t - typewriter mode
3322   FB02   FAC9      defw   what     ;u - not used
3323   FB04   1443      defw   vercmd   ;v - memory block compare
3324   FB06   1367      defw   dskcmd   ;w - disc sector write command
3325   FB08   13FB      defw   test     ;x - ram diagnostic
3326   FB0A   FAC9      defw   what     ;y - not used
3327   FB0C   FAC9      defw   what     ;z - not used
3328   0036      cmdsiz equ    $-cmdtab
3329
3330   FB0E   BE          check: cp      (hl)
3331   FB0F   C8          ret          z          ;return if (hl)=a
3332   FB10   F5          push        af
3333   FB11   CD FB22      call        mdata     ;print what was actually read
3334   FB14   CD FC3D      call        pnext
3335   FB17   73 68 6F 75 defm    'should='
3336   FB18   6C 64 3D
3337   FB1E   04          defb    eot
3338   FB1F   F1          pop         af
3339   FB20   18 07      jr         put2j
3340
3341   FB22   CD FC36      mdata: call    crlf
3342   FB25   CD FC16      call    put4hs
3343   FB28   7E          ld      a,(hl)
3344   FB29   C3 FC1B      put2j: jp     put2hs
3345
3346
subttl Console support routines

```

Balcones Operating System for the XEROX 820-II MACRO-80 3.44 09-Dec-81  
Console support routines

3347

page

```

3348
3349          ;;      getlin - read line into buffer.
3350          ;
3351          FB2C    3E 40      gethlp: ld      a,'@'
3352          FB2E    32 FF5C    ld      (linbuf),a
3353          FB31    3E 0D      ld      a,cr
3354          FB33    32 FF5D    ld      (linbuf+1),a
3355          FB36    C9        ret
3356          FB37    41        getlin: ld      b,c          ;save max line length parameter in b
3357          FB38    CD FC27    glin1: call    echo        ;get a character from the console
3358          FB3B    FE 1E      cp      Helpkey
3359          FB3D    28 ED      jr      z,gethlp        ;if user needs help
3360          FB3F    77        ld      (hl),a
3361          FB40    FE 0D      cp      cr              ;check for carriage return
3362          FB42    C8        ret              ;if end of line
3363          FB43    FE 08      cp      'H'-64          ;check for ctl-h backspace
3364          FB45    28 09      jr      z,glin4
3365          FB47    FE 20      cp      ' '
3366          FB49    D8        ret              ;other control characters are illegal
3367          FB4A    23        inc     hl              ;store character in buffer
3368          FB4B    0D        dec     c
3369          FB4C    20 EA      jr      nz,glin1        ;get another if there's more room
3370          FB4E    37        scf
3371          FB4F    C9        ret
3372
3373          FB50    2B        glin4: dec     hl          ;return with carry=1 if too
3374          FB51    CD FC3D    call    pnext          ;many characters are entered
3375          FB54    20 08      defb   ' ','H'-64      ;delete last character from buffer
3376          FB56    04        defb   eot              ;delete character from screen
3377          FB57    0C        inc     c
3378          FB58    78        ld      a,b              ;set max line length
3379          FB59    91        sub     c
3380          FB5A    30 DC      jr      nc,glin1        ;if backspace not past the start of the line
3381          FB5C    C9        ret
3382
3383          FB5D    FD 23      para0: inc     iy          ;advance character scan
3384          FB5F    01 00FF    params: ld     bc,low -1 ;set parameter index
3385          FB62    FD 7E 00   ld     a,(iy+0)        ;fetch character
3386          FB65    D6 0D     sub     cr
3387          FB67    C8        ret              ;if no parameters
3388          FB68    D6 13     sub     '-cr
3389          FB6A    28 F1     jr      z,para0        ;if leading blanks
3390          FB6C    0C        para1: inc     c          ;advance parameter index
3391          FB6D    CB 51     bit    2,c
3392          FB6F    37        scf
3393          FB70    C0        ret              ;error if > 4 numbers entered
3394          FB71    C5        para2: push   bc          ;save parameter count
3395          FB72    CD FBDA   call   gethex          ;read a number from line buffer
3396          FB75    C1        pop     bc
3397          FB76    DD 21 FF85 para4: ld     ix,param1   ;point to parameter storage area
3398          FB7A    DD 09     add    ix,bc           ;add parameter count in bc
3399          FB7C    DD 09     add    ix,bc
3400          FB7E    DD 75 00   ld     (ix+0),1
3401          FB81    DD 74 01   ld     (ix+1),h        ;store data returned from 'GETHEX'
3402          FB84    FE 20     cp      ' '

```

Balcones Operating System for the XEROX 820-II MACRO-80 3.44 09-Dec-81  
Console support routines

```

3403      FB86      28 E4          jr      z,paral          ;get another item if space
3404      FB88      FE 2C          cp      ,,'
3405      FB8A      28 E0          jr      z,paral          ;get another item if comma
3406      FB8C      79             ld      a,c              ;set parameter count
3407      FB8D      3C             inc     a
3408      FB8E      C9             ret
3409
3410      ;;          dump - dump memory.
3411      ;
3412      FB8F      E5             dump:  push  hl          ;save starting address
3413      FB90      CD FC16         call   put4hs          ;print starting address in hex
3414      FB93      CD FC1E         call   space
3415      FB96      06 10          ld      b,16
3416      FB98      3E 0F          dump2: ld      a,16-1        ;skip 3 columns on 16 byte boundry
3417      FB9A      CD FC23         call   dmpfmt
3418      FB9D      3E 07          ld      a,8-1          ;skip 2 columns on 8 byte boundry
3419      FB9F      CD FC23         call   dmpfmt
3420      FBA2      3E 03          ld      a,4-1          ;skip 1 column on 4 byte boundry
3421      FBA4      CD FC23         call   dmpfmt
3422      FBA7      7E             ld      a,(hl)         ;get a data byte @ hl
3423      FBA8      23             inc     hl
3424      FBA9      CD FC1B         call   put2hs          ;print the data in hex
3425      FBAC      10 EA          djnz   dump2          ;repeat 16 times
3426      FBAE      CD FC1E         call   space
3427      FBB1      E1             pop     hl              ;restore starting address
3428      FBB2      06 10          ld      b,16
3429      FBB4      3E 1F          dump3: ld      a,1fh        ;force next character
3430      FBB6      CD F00C         call   conout
3431      FBB9      7E             ld      a,(hl)         ;get back data byte @ hl
3432      FBBA      23             inc     hl
3433      FBBB      CD F00C         call   conout          ;print ascii character in a
3434      FBBE      10 F4          djnz   dump3
3435      FBC0      CD F006         call   const           ;check console status
3436      FBC3      28 0C          jr      z,dump4        ;if char not ready
3437      FBC5      CD F009         call   conin           ;read char
3438      FBC8      FE 0D          cp      cr
3439      FBCA      C8             ret      z              ;if user abort
3440      FBCB      CD F009         call   conin           ;pause while user examines display
3441      FBCE      FE 0D          cp      cr
3442      FBDD      C8             ret      z              ;if user found it
3443      FBD1      CD FC36         dump4: call   crlf         ;send end of line
3444      FBD4      1B             dec     de
3445      FBD5      7A             ld      a,d
3446      FBD6      B3             or      e
3447      FBD7      20 B6          jr      nz,dump        ;if dump not complete
3448      FBD9      C9             ret
3449
3450      ;;          gethex converts ascii to binary.
3451      ;
3452      ;          carry set on illegal conversion result
3453      ;          terminating character returns in a.
3454      ;          hl returns with 16 bit binary integer
3455      ;
3456      FBDA      21 0000         gethex: ld  hl,0          ;preset result
3457      FBDD      54             ld      d,h
3458      FBDE      5D             ld      e,1

```

```

3459    FBDF    29                gnum1:  add    hl,hl        ;multiply result by 16
3460    FBE0    29                add    hl,hl
3461    FBE1    29                add    hl,hl
3462    FBE2    29                add    hl,hl
3463    FBE3    19                add    hl,de        ;append next digit
3464    FBE4    FD 7E 00          gnum3:  ld     a,(iy+0)    ;get next character from line buffer
3465    FBE7    4F                ld     c,a
3466    FBE8    FD 23                inc    iy            ;advance buffer address
3467    FBEA    CD FBF3          call   hexbin        ;convert one ascii hex to binary
3468    FBED    5F                ld     e,a
3469    FBEE    30 EF                jr     nc,gnum1
3470    FBF0    79                ld     a,c            ;return first non hex digit
3471    FBF1    B7                or     a
3472    FBF2    C9                ret
3473
3474                                ;;      hexbin - convert hex to binary.
3475                                ;
3476    FBF3    D6 30                hexbin: sub   '0'
3477    FBF5    D8                ret     c
3478    FBF6    FE 0A                cp     10
3479    FBF8    3F                ccf
3480    FBF9    D0                ret     nc
3481    FBFA    D6 07                sub    7
3482    FBFC    FE 0A                cp     10
3483    FBFE    D8                ret     c
3484    FBFF    FE 10                cp     16
3485    FC01    3F                ccf
3486    FC02    C9                ret
3487
3488    FC03    F5                put2hx: push  af
3489    FC04    1F                rra
3490    FC05    1F                rra
3491    FC06    1F                rra
3492    FC07    1F                rra
3493    FC08    CD FC0C          call   putnib
3494    FC0B    F1                pop    af
3495    FC0C    E6 0F          putnib: and   00001111b
3496    FC0E    C6 90                add   a,90h
3497    FC10    27                daa
3498    FC11    CE 40                adc   a,40h
3499    FC13    27                daa
3500    FC14    18 0A                jr     output
3501
3502    FC16    7C                put4hs: ld    a,h
3503    FC17    CD FC03          call   put2hx
3504    FC1A    7D                ld    a,l
3505    FC1B    CD FC03          put2hs: call  put2hx
3506
3507                                ;;      space - output space.
3508                                ;
3509    FC1E    3E 20          space:  ld    a,' '        ;fall through to output space
3510
3511    FC2C    C3 F00C        output: jp    conout        ;display character
3512
3513                                ;;      dmpfmt - Dump Command Output Formatter.
3514                                ;

```



## Console support routines

```

3515 FC23 A5 dmpfmt: and l ;check address boundary
3516 FC24 C0 ret nz ;if not on boundary
3517 FC25 18 F7 jr space ;skip one column
3518
3519 ;; echo - read and echo console character.
3520 ;
3521 ; Echo inputs one character from the console
3522 ; device, prints it on the console output and
3523 ; then returns it in the A register in upper case.
3524 ;
3525 FC27 CD F009 echo: call conin ;input a character and echo it
3526 FC2A FE 1E cp Helpkey
3527 FC2C C8 ret z ;do not echo help key
3528 FC2D CD F00C call conout
3529 FC30 FE 61 cp 'a'
3530 FC32 D8 ret c ;if not lower case
3531 FC33 D6 20 sub 'a'-'A' ;convert lower case to upper case
3532 FC35 C9 ret
3533
3534 ;; crlf - carriage return-linefeed.
3535 ;
3536 FC36 CD FC3D crlf: call pnext ;print next message
3537 FC39 OD OA 04 defb cr,lf,eot
3538 FC3C C9 ret
3539
3540 ;; pnext - print message after call.
3541 ;
3542 FC3D E3 pnext: ex (sp),hl ;set message address
3543 FC3E 7E ld a,(hl)
3544 FC3F 23 inc hl
3545 FC40 E3 ex (sp),hl ;set return address
3546 FC41 FE 04 cp eot
3547 FC43 C8 ret z
3548 FC44 CD F00C call conout
3549 FC47 18 F4 jr pnext
3550
3551 if options and (o.move or o.verf)
3552 ;; set block address for move and verify.
3553 ;
3554 FC49 EB blocad: ex de,hl
3555 FC4A B7 or a ;clear carry
3556 FC4B ED 52 sbc hl,de ;get difference between
3557 FC4D EB ex de,hl ;hl & de for bytecount
3558 FC4E D5 push de ;exchange de,bc
3559 FC4F 50 ld d,b
3560 FC50 59 ld e,c
3561 FC51 C1 pop bc
3562 FC52 03 inc bc ;get count+1 into bc
3563 FC53 C9 ret
3564
3565 FC54 C9 ret
3566
3567 subttl Transient Command Area
3568 page

```

```

3569
3570      FC55      cloc      defl      $          ;establish overlay execution address
3571
3572      0C55"     +          overlay start
3573      ;;          c&seg
3574      ;;          signon - Announce System Ready.
3575      FC55      08          signon: ex      af,af'
3576      FC56      CD F293    call      crtloff      ;disable rom/ram
3577      FC59      08          ex          af,af'
3578      FC5A      28 4A      jr          z,sign4      ;if Rx1984 loaded disk driver
3579      FC5C      08          ex          af,af'      ;get syspio data
3580      FC5D      21 F091    ld          hl,config    ;point to configuration byte
3581      FC60      CB 47      bit          0,a
3582      FC62      28 24      jr          z,sign3      ;if SASI interface present
3583      FC64      F3          di
3584      FC65      3E CF      ld          a,11001111b  ;set Pio B in Bit Mode
3585      FC67      D3 1D      out         (sysctl),a
3586      FC69      3E 38      ld          a,00111000b  ;turn around d0,1,2
3587      FC6B      D3 1D      out         (sysctl),a
3588      FC6D      D3 1C      out         (syspio),a  ;drop all drive selects
3589      FC6F      3E D0      ld          a,0d0h      ;reset wd-1797-02
3590      FC71      D3 10      out         (wd1797),a
3591      FC73      10 FE      sign1: djnz    sign1      ;wait 1797 not busy
3592      FC75      DB 1C      in          a,(syspio)
3593      FC77      CB 67      bit          c.five,a
3594      FC79      3E 02      ld          a,2          ;preset 10 msec step rate
3595      FC7B      20 04      jr          nz,sign2     ;if not 5"
3596      FC7D      CB E6      set         c.five,(hl)
3597      FC7F      3E 03      ld          a,3          ;set long step
3598      FC81      D3 10      sign2: out     (wd1797),a  ;restore / unload heads
3599      FC83      32 FF54    ld          (steprt),a
3600      FC86      18 1E      jr          sign4
3601      FC88      CB F6      sign3: set     c.sasi,(hl) ;set Sasi card installed
3602      FC8A      21 F708    ld          hl,Rigdpp    ;set address of rigid dpb
3603      FC8D      11 F470    ld          de,dpb5s     ;set address of 5.25" floppy dpb
3604      FC90      01 0300    ld          bc,Sasidl    ;set sasi driver length
3605      FC93      ED B0      ldir
3606      FC95      E6 02      and         2            ;Move driver down
3607      FC97      20 0D      jr          nz,sign4     ;if not A/E swap
3608      FC99      21 F361    ld          hl,Seltab+1
3609      FC9C      06 08      ld          b,8
3610      FC9E      7E          sign3a: ld     a,(hl)
3611      FC9F      EE 04      xor         4
3612      FCA1      77          ld          (hl),a
3613      FCA2      23          inc         hl
3614      FCA3      23          inc         hl
3615      FCA4      10 F8      djnz       sign3a
3616
3617      FCA6      CD FC3D    sign4: call    pnext
3618      FCA9      1A          defb       clr          ;clear screen
3619      FCAA      1B 38      defb       esc,'8'      ;set low light as default mode
3620      FCAC      38 32 30 2D defm       '820-II v '
3621      FCB0      49 49 20 76
3622      FCB4      20
3623      FCB5      34 2E 30 31 defb       rev/100+'0','.',(rev mod 100)/10+'0',(rev mod 10)+'0'

```

Balcones Operating System for the XEROX 820-II MACRO-80 3.44 09-Dec-81  
 Transient Command Area

```

3624   FCB9   20 1F 1C 20           defm   ' ',31,28;' 1982 Xerox Corp'
3625   FCBD   31 39 38 32
3626   FCC1   20 58 65 72
3627   FCC5   6F 78 20 43
3628   FCC9   6F 72 70
3629   FCCC   0D 0A           defb   cr,lf
3630   FCCE   0A           defb   lf
3631   FCCF   4C 20 2D 20       defm   'L - Load System'
3632   FCD3   4C 6F 61 64
3633   FCD7   20 53 79 73
3634   FCDB   74 65 6D
3635   FCDE   0D 0A           defb   cr,lf
3636
3637           if             options and o.term
3638   FCE0   48 20 2D 20       defm   'H - Host Terminal'
3639   FCE4   48 6F 73 74
3640   FCE8   20 54 65 72
3641   FCEC   6D 69 6E 61
3642   FCF0   6C
3643   FCF1   0D 0A           defb   cr,lf
3644           endif
3645           if             options and o.type
3646   FCF3   54 20 2D 20       defm   'T - Typewriter'
3647   FCF7   54 79 70 65
3648   FCFB   77 72 69 74
3649   FCFF   65 72
3650   FDD1   0D 0A           defb   cr,lf
3651           endif
3652   FDD3   07 04           defb   7,eot
3653
3654   FDD5   CD F006           eatkey: call  const
3655   FDD8   CA F003           jp          z,warm          ;go enter monitor
3656   FDDB   CD F009           call       conin
3657   FDEE   18 F5           jr          eatkey
3658
3659           subttl  I/O byte Drivers
3660           page

```

```

3661
3662
3663      00BB      +
3664
3665      .dephase
3666      .phase iobloc
3667
3668      ;;      comins - Communications input status.
3669      ;
3670      F770      DB 06      comins: in      a,(siocpa)
3671      F772      0F      rrca
3672      F773      9F      sbc      a,a
3673      F774      C9      ret
3674
3675      ;;      cominp - Communications input data.
3676      ;
3677      F775      DB 06      cominp: in      a,(siocpa)
3678      F777      0F      rrca
3679      F778      30 FB      jr      nc,cominp
3680      F77A      DB 04      in      a,(siodpa)
3681      F77C      C3 F0E2    jp      kbmask
3682
3683      ;;      comout - Communications output.
3684      ;
3685      F77F      CD F788    comout: call   comots
3686      F782      28 FB      jr      z,comout
3687      F784      79      ld      a,c
3688      F785      D3 04      out   (siodpa),a
3689      F787      C9      ret
3690
3691      ;;      comots - Communications output status.
3692      ;
3693      F788      DB 06      comots: in      a,(siocpa)
3694      F78A      E6 04      and   4
3695      F78C      C8      ret      z
3696      F78D      F6 FF      or    -1
3697      F78F      C9      ret
3698
3699      ;;      conio - get console i/o byte.
3700      ;
3701      F790      3A 0003    conio: ld      a,(iobyte)
3702      F793      E6 03      and   00000011b
3703      F795      C9      ret
3704
3705      ;;      iocono - Console output through iobyte.
3706      ;
3707      F796      CD F790    iocono: call   conio
3708      F799      28 E4      jr      z,comout
3709      F79B      3D      dec   a
3710      F79C      CA F2FE    jp      z,fastcrt
3711      F79F      79      ld      a,c
3712      F7A0      C3 F0F8    jp      siout
3713
3714      ;;      iocons - Console status through iobyte.
3715      ;

```

```

3716 F7A3 CD F790          iocons: call   coniob
3717 F7A6 28 C8          jr     z,comins
3718 F7A8 3D              dec    a
3719 F7A9 CA F0CD        jp     z,kbdst
3720 F7AC C3 F0E5        jp     siofst
3721
3722 ;;          ioconi - Console input through iobyte.
3723 ;
3724 F7AF CD F790          ioconi: call   coniob
3725 F7B2 28 C1          jr     z,cominp
3726 F7B4 3D              dec    a
3727 F7B5 CA F0D8        jp     z,kbdin
3728 F7B8 C3 F0F0        jp     siofin
3729
3730 ;;          lstout - List output through iobyte.
3731 ;
3732 F7BB 3A 0003         iolist: ld     a,(iobyte)
3733 F7BE E6 C0          and    11000000b
3734 F7C0 28 BD          jr     z,comout
3735 F7C2 EA F7DC        jp     pe,pioout
3736 F7C5 79            ld     a,c
3737 F7C6 FA F0F8        jp     m,sioout
3738 F7C9 C3 F2FE        jp     fastcrt
3739
3740 ;;          List output through iobyte
3741 ;
3742 F7CC 3A 0003         iolsts: ld     a,(iobyte)
3743 F7CF E6 C0          and    11000000b
3744 F7D1 28 B5          jr     z,comots
3745 F7D3 EA F7F4        jp     pe,piosto
3746 F7D6 FA F105        jp     m,siordy
3747 F7D9 F6 FF          or     -1
3748 F7DB C9            ret
3749
3750 ;;          Parallel Output Driver.
3751 ;
3752 F7DC CD F7F4        pioout: call   piosto
3753 F7DF 28 FB          jr     z,pioout      ;if printer not ready
3754 F7E1 79            ld     a,c
3755 F7E2 D3 08          out    (gpioda),a    ;load character data
3756 F7E4 DB 0A          in     a,(gpiodb)
3757 F7E6 CB 97          res    p.strb,a      ;assert strobe
3758 F7E8 D3 0A          out    (gpiodb),a
3759 F7EA CB D7          set    p.strb,a      ;release strobe
3760 F7EC D3 0A          out    (gpiodb),a
3761 F7EE 3E 0A          ld     a,10          ;delay for ACK
3762 F7F0 3D              piol:  dec    a
3763 F7F1 20 FD          jr     nz,piol
3764 F7F3 C9            ret
3765
3766 ;;          Parallel Output Status.
3767 ;
3768 F7F4 DB 0A          piosto: in     a,(gpiodb) ;read status
3769 F7F6 2F            cpl
3770 F7F7 E6 10          and    1 shl p.rdyo
3771 F7F9 C8            ret     z            ;if ready
    
```

Balcones Operating System for the XEROX 820-II MACRO-80 3.44 09-Dec-81  
I/O Byte Drivers

```
3772      F7FA      F6 FF          or      -1
3773      F7FC      C9           ret
3774
3775      008D          iobdvs equ    $-iobloc
3776
3777          .dephase
3778          .phase cloc+iobdvs
3779
3780          subttl  Transient Command Processors
3781          page
```

```

3782
3783
3784         ;         if         options and o.ddvr
3785         ;         -- disk boot loader command --
3786
3787         ;         overlay boot
3788         ;         c&seg
3789
3789     FC55     21 FF5D
3790     FC58     7E
3791     FC59     2C
3792     FC5A     D6 0D
3793     FC5C     28 0B
3794     FC5E     FE 13
3795     FC60     28 F6
3796     FC62     D6 34
3797     FC64     D8
3798     FC65     FE 10
3799     FC67     3F
3800     FC68     D8
3801     FC69     4F
3802     FC6A     C6 41
3803     FC6C     32 FCDD
3804     FC6F     2E 00
3805     FC71     C5
3806     FC72     E5
3807     FC73     CD FCEE
3808     FC76     21 FCD9
3809     FC79     E5
3810     FC7A     0E 00
3811     FC7C     CD FA17
3812     FC7F     C0
3813     FC80     3E FF
3814     FC82     12
3815     FC83     11 000A
3816     FC86     19
3817     FC87     5E
3818     FC88     23
3819     FC89     56
3820     FC8A     CD FA3C
3821     FC8D     0E 01
3822     FC8F     1A
3823     FC90     32 FCD4
3824     FC93     B7
3825     FC94     20 0D
3826     FC96     21 000D
3827     FC99     19
3828     FC9A     4E
3829     FC9B     23
3830     FC9C     46
3831     FC9D     0B
3832     FC9E     ED 43 FA11
3833     FCA2     4F
3834     FCA3     21 ED80
3835     FCA6     CD FA48
3836     FCA9     C0

boot1:     ld         hl,linbuf+1
           ld         a,(hl)         ;scan command line
           inc        l
           sub        cr
           jr         z,boot2         ;if no parameter, boot from A:
           cp         '-cr
           jr         z,boot1         ;skip leading blanks
           sub        'A'-cr
           ret        c               ;if invalid drive
           cp         16
           ccf
           ret        c               ;if bad drive
boot2:     ld         c,a             ;set boot drive selected
           add        a,'A'
           ld         (bootd),a       ;set up error message
           ld         l,0             ;set A:
           push       bc
           push       hl
           call       swap             ;switch boot drive with A:
           ld         hl,booter       ;set boot error return
           push       hl
           ld         c,0             ;then boot from A:
           call       select
           ret        nz             ;if drive not configured or density error
           ld         a,-1
           ld         (de),a
           ld         de,10           ;set dpb address offset within dph
           add        hl,de
           ld         e,(hl)         ;set dpb address
           inc        hl
           ld         d,(hl)
           call       home
           ld         c,1             ;set sector 1
           ld         a,(de)         ;get low sectors per track
           ld         (boots),a       ;inform boot loader
           or         a
           jr         nz,boot3        ;if not rigid
           ld         hl,13           ;set reserved track offset within dpb
           add        hl,de
           ld         c,(hl)         ;get reserved tracks
           inc        hl
           ld         b,(hl)
           dec        bc             ;point behind directory
           ld         (phytrk),bc     ;do implied seek
           ld         c,a             ;set sector zero for rigid
boot3:     ld         hl,bootbf       ;point to boot load buffer
           call       read            ;read cold start loader
           ret        nz             ;if read error
    
```

```

3837 FCAA 11 00FF ld de,bootld+128-1 ;set boot loader address
3838 FCAD 21 EDFF ld hl,bootbf+128-1
3839 FCBD 01 0080 ld bc,128
3840 FCB3 ED BB lddr ;move front half of boot loader to 80h
3841 FCB5 13 inc de
3842 FCB6 1A ld a,(de) ;verify instructions read in
3843 FCB7 FE E5 cp 0e5h
3844 FCB9 C8 ret ;if disk has no system
3845 FCBA 21 F000 ld hl,Monitr
3846 FCBD 22 F004 ld (warm+1),hl ;set warm start to reload monitor
3847 FCC0 CD FD05 call lcp ;load configuration parameters
3848 FCC3 21 112B ld hl,iobdvr ;load iobyte driver
3849 FCC6 11 F770 ld de,iobloc
3850 FCC9 01 008D ld bc,iobdvs
3851 FCCC AF xor a
3852 FCCD CD F2A3 call crtldir
3853 FCD0 21 0080 ld hl,bootld ;set start address
3854 FCD3 3E 00 ld a,0
3855 FCD4 boots equ $-1 ;sectors per track
3856 FCD5 11 FA0E ld de,phycmd ;tell boot loader from whence he came
3857 FCD8 E9 jp (hl) ;execute Boot Loader with return to booter
3858
3859 ;; Booter - Boot Error Processor.
3860 ;
3861 FCD9 CD FC3D booter: call pnext
3862 FCDC 07 defb 7
3863 FCDD 64 3A 20 4C bootd: defm 'd: Load error.'
3864 FCE1 6F 61 64 20
3865 FCE5 65 72 72 6F
3866 FCE9 72 2E
3867 FCEB 04 defb eot
3868 FCEC C1 pop bc ;switch drives back
3869 FCED E1 pop hl
3870
3871 ;; swap - swap logical drives.
3872 ;
3873 ; Entry: C = first drive index, 0-15
3874 ; L = second drive index, 0-15
3875 ;
3876 FCEE 06 00 swap: ld b,0 ;clear upper indices
3877 FCF0 60 ld h,b
3878 FCF1 11 F360 ld de,seltab ;set select table address
3879 FCF4 29 add hl,hl
3880 FCF5 19 add hl,de
3881 FCF6 EB ex de,hl ;set second address to DE, get seltab to HL
3882 FCF7 09 add hl,bc
3883 FCF8 09 add hl,bc ;set first address to HL
3884 FCF9 06 02 ld b,2
3885 FCFB 4E swapl: ld c,(hl) ;swap two bytes
3886 FCFC 1A ld a,(de)
3887 FCFD 77 ld (hl),a
3888 FCFE 79 ld a,c
3889 FCFF 12 ld (de),a
3890 FD00 23 inc hl
3891 FD01 13 inc de
3892 FD02 10 F7 djnz swapl ;if swap not complete

```



```

3893     FDJ4     C9                ret
3894
3895     ;;        lcp - load configuration parameters.
3896     i
3897     FD05     3E B1                lcp:  ld    a,10000001b    ;default i/o byte to CRT: and LPT:
3898     FD07     32 0003              ld    (iobyte),a
3899     FD0A     3A FCD4              ld    a,(boots)        ;get boot diskette type
3900     FD0D     B7                   or    a
3901     FD0E     0E 20                ld    c,32
3902     FD10     21 ED80              ld    hl,bootbf        ;use boot loader buffer
3903     FD13     28 08                jr    z,lcp1           ;if rigid, use system track, sector 32
3904     FD15     FE 1B                cp    26+1
3905     FD17     D8                   ret    c                ;no parameters from single density boots
3906     FD18     0E 03                ld    c,3              ;dd configuration comes from track 0, sector 3
3907     FD1A     21 EE00              ld    hl,bootbf+128   ;use second half of boot loader buffer
3908     FD1D     CD FA48              lcp1: call read
3909     FD20     C0                    ret    nz              ;if can't read configuration
3910     FD21     3A EE00              ld    a,(bootbf+128)
3911     FD24     D6 E5                sub    0e5h
3912     FD26     C8                   ret    z
3913     FD27     3A EE7B              ld    a,(z.xonp)      ;configure Xon-Xoff
3914     FD2A     B7                   or    a
3915     FD2B     28 03                jr    z,lcp2
3916     FD2D     FE C9                cp    0c9h
3917     FD2F     C0                   ret    nz
3918     FD30     32 F115              lcp2: ld    (Xonenb),a
3919     FD33     3A EE60              ld    a,(z.stpr)      ;configure step rate
3920     FD36     32 FF54              ld    (steprt),a
3921     FD39     3A EE5F              ld    a,(z.scra)      ;configure screen attribute
3922     FD3C     32 FD49              ld    (lcpa),a
3923     FD3F     3A EE62              ld    a,(z.keym)      ;configure keyboard mask
3924     FD42     32 FD4B              ld    (lcpb),a
3925     FD45     CD FC3D              call pnext
3926     FD48     1B                   defb  esc
3927     FD49     00                   lcpa: defb 0
3928     FD4A     1B                   defb  esc
3929     FD4B     00                   lcpb: defb 0
3930     FD4C     04                   defb  eot
3931     FD4D     21 EE63              ld    hl,z.sioA       ;configure Sio channels
3932     FD50     3E 02                ld    a,2
3933     FD52     46                   lcp3: ld    b,(hl)      ;get number of bytes
3934     FD53     23                   inc    hl
3935     FD54     4E                   ld    c,(hl)         ;get port address
3936     FD55     23                   inc    hl
3937     FD56     ED B3                otir
3938     FD58     3D                   dec    a
3939     FD59     20 F7                jr    nz,lcp3
3940     FD5B     3A EE7D              ld    a,(z.baua)      ;configure channel A bit rate
3941     FD5E     D3 00                out    (bauda),a
3942     FD60     3A EE7E              ld    a,(z.baub)      ;configure channel B bit rate
3943     FD63     D3 0C                out    (baudb),a
3944     FD65     3A EE77              ld    a,(z.siom)      ;configure printer ready mask
3945     FD68     32 F10C              ld    (siomsk),a
3946     FD6B     3A EE79              ld    a,(z.siov)      ;configure printer ready value
3947     FD6E     32 F10E              ld    (sioval),a
3948     FD71     3A EE7F              ld    a,(z.iobt)     ;configure I/O byte

```

```

3949      FD74      32 0003          ld      (iobyte),a
3950      FD77      C9              ret
3951                                     else
3952      boot      equ      what
3953                                     endif
3954
3955      ;;      goto to memory location command --
3956      ;
3957      overlay goto
3958      026B      +      c&seg
3959
3960      FC55      B7              or      a
3961      FC56      37              scf
3962      FC57      C8              ret      z      ;if no parameters
3963      FC58      E5              push     hl      ;set goto address
3964      FC59      DD E1          pop      ix      ;ld      ix,hl
3965      FC5B      EB              ex      de,hl    ;set second arg to HL
3966      FC5C      7D              ld      a,l      ;and A
3967      FC5D      50              ld      d,b      ;set third arg to DE
3968      FC5E      5D              ld      e,l
3969      FC5F      ED 4B FFBB      ld      bc,(param4) ;set fourth arg to BC
3970      FC63      CD FAD6          call    jpix
3971      FC66      CD FC1B          call    put2hs    ;print A reg
3972      FC69      C3 FC16          jp      put4hs
3973
3974      ;;      -- memory dump command --
3975      ;
3976      overlay memdmp
3977      0282      +      c&seg
3978
3979      FC55      3D              dec      a      ;check parameter count
3980      FC56      2B 06          jr      z,mdmp2
3981      FC58      3D              dec      a
3982      FC59      2B 08          jr      z,mdmp3
3983      FC5B      2A FFBD          mdmp1: ld      hl,(last)
3984      FC5E      11 0010          mdmp2: ld      de,16
3985      FC61      1B 0E          jr      mdmp3b
3986
3987      FC63      EB              mdmp3: ex      de,hl
3988      FC64      ED 52          sbc     hl,de    ;derive bytecount for dump range
3989      FC66      DB              ret      c      ;if addresses backwards
3990      FC67      06 04          ld      b,4
3991      FC69      CB 3C          mdmp3a: srl     hl      ;divide bytecount by 16
3992      FC6B      CB 1D          rr
3993      FC6D      10 FA          djnz   mdmp3a
3994      FC6F      23              inc     hl
3995      FC70      EB              ex      de,hl
3996      FC71      CD FB8F          mdmp3b: call    dump    ;dump de*16 bytes string at hl
3997      FC74      22 FFBD          ld      (last),hl
3998      FC77      C9              ret
3999
4000      ;      -- memory examine command --
4001      ;
4002      overlay view
4003      02A5      +      c&seg
4004

```

Balcones Operating System for the XEROX 820-II MACRO-80 3.44 09-Dec-81  
 Transient Command Processors

```

4005      FC55      CD FB22      view0: call  mdata
4006      FC58      CD FC27      call  echo
4007      FC59      FE 0D      cp    cr
4008      FC5D      28 2F      jr    z,view4
4009      FC5F      FE 2D      cp    '-'
4010      FC61      28 2D      jr    z,view5
4011      FC63      FE 22      cp    ""
4012      FC65      20 08      jr    nz,view1
4013      FC67      CD F009      call  conin
4014      FC6A      CD F00C      call  conout
4015      FC6D      18 1B      jr    view3
4016      FC6F      CD FBF3      view1: call  hexbin
4017      FC72      3F          ccf
4018      FC73      D0          ret   nc
4019      FC74      4F          ld    c,a
4020      FC75      87          add   a,a
4021      FC76      87          add   a,a
4022      FC77      87          add   a,a
4023      FC78      87          add   a,a
4024      FC79      47          ld    b,a
4025      FC7A      CD FC27      call  echo
4026      FC7D      D6 0D      sub   cr
4027      FC7F      28 08      jr    z,view2
4028      FC81      C6 0D      add   a,cr
4029      FC83      CD FBF3      call  hexbin
4030      FC86      3F          ccf
4031      FC87      D0          ret   nc
4032      FC88      48          ld    c,b
4033      FC89      81          view2: add   a,c
4034      FC8A      77          view3: ld    (hl),a
4035      FC8B      CD FBOE      call  check
4036      FC8E      23          view4: inc   hl
4037      FC8F      23          inc   hl
4038      FC90      2B          view5: dec   hl
4039      FC91      18 C2      jr    view0
4040
4041          if      options and o.baud
4042          ;      -- Baud Rate Command --
4043          ;
4044          ;      * B<rate> [channel]      ;channel may be 0,1 or A/B
4045          ;
4046          overlay baud
4047      02E3      +      c&seg
4048
4049      FC55      B7          or    a
4050      FC56      37          scf
4051      FC57      C8          ret   z      ;if no parameters
4052      FC58      3D          dec   a
4053      FC59      20 02      jr    nz,baud1 ;if channel specified
4054      FC5B      1E 01      ld    e,1    ;set channel 1 (B)
4055      FC5D      CB 43      baud1: bit   0,e ;check port
4056      FC5F      0E 00      ld    c,bauda ;set communications port
4057      FC61      28 02      jr    z,baud2
4058      FC63      0E 0C      ld    c,baudb ;set printer port
4059      FC65      ED 69      baud2: out  (c),l ;set baud rate
4060      FC67      AF          xor   a

```

```

4061      FC68      C9                ret
4062                else
4063                baud      equ      what
4064                endif
4065
4066                if      options and o.disk
4067                ;;      -- disk sector read/write command --
4068                ;
4069                ;      * R <unit> <track> <sector> <address>
4070                ;      * W <unit> <track> <sector> <address>
4071                ;
4072                overlay dskcmd
4073      02F7      +      c&seg
4074
4075      FC55      47                ld      b,a
4076      FC56      3A FF5C          ld      a,(linbuf)
4077      FC59      D6 57            sub     'w'
4078      FC5B      20 1E            jr      nz,dsk1
4079      FC5D      B0                or      b
4080      FC5E      20 16            jr      nz,dsk0
4081      FC60      4F                ld      c,a
4082      FC61      CD F2FE          call   Fastcrt
4083      FC64      23                inc     hl
4084      FC65      11 0011          ld      de,17
4085      FC68      01 0015          ld      bc,21
4086      FC6B      EB                ex      de,hl
4087      FC6C      AF                xor     a
4088      FC6D      32 FC54          ld      ($-25),a
4089      FC70      CD F2A3          call   crtldir
4090      FC73      C3 FC36          jp      crlf
4091
4092      FC76      3A FC54          dsk0:  ld      a,($-34)
4093      FC79      B7                or      a
4094      FC7A      C0                ret     nz
4095      FC7B      78                dsk1:  ld      a,b
4096      FC7C      FE 04            cp      4          ;check parameter count
4097      FC7E      37                scf
4098      FC7F      C0                ret     nz
4099      FC80      21 FF85          ld      hl,param1 ;move parameters to disk command
4100      FC83      11 FA10          ld      de,phydrv
4101      FC86      01 0007          ld      bc,3*2+1
4102      FC89      ED A0            ldi
4103      FC8B      23                inc     hl          ;skip upper unit
4104      FC8C      ED B0            ldir
4105      FC8E      05                dec     b          ;set select operation
4106      FC8F      CD FA51          call   xqphys      ;execute physical select
4107      FC92      7D                ld      a,1
4108      FC93      B4                or      h
4109      FC94      28 16            jr      z,dskerr  ;if select error
4110      FC96      06 00            ld      b,0        ;preset write command
4111      FC98      3A FF5C          ld      a,(linbuf) ;get command
4112      FC9B      FE 57            cp      'w'
4113      FC9D      28 01            jr      z,dsk3     ;if write
4114      FC9F      04                inc     b
4115      FCA0      CD FA51          dsk3:  call   xqphys      ;execute driver
4116      FCA3      2A FF8B          ld      hl,(param4)

```

Balcones Operating System for the XEROX 820-II MACRO-80 3.44 09-Dec-81  
 Transient Command Processors

```

4117   FCA6   11 0010           ld     de,16           ;assume 256-byte sector
4118   FCA9   CA FB8F           jp     z,dump         ;dump disk read buffer if no error
4119
4120   FCAC   CD FC3D           dskerr: call  pnext
4121   FCAF   44 73 6B 20       defm  'Dsk Err'
4122   FCB3   45 72 72
4123   FCB6   04
4124   FCB7   C9
4125
4126           defb  eot
4127           ret
4128           else  ;(not disk options)
4129   dskcmd equ  what
4130           endif
4131
4132           if    options and o.inpc
4133           ;;   -- read input port command --
4134           ;
4135           ; * I <16-bit port address>
4136           ;
4137           overlay incmd
4138   035A'   +   c&seg
4139
4140   FC55   3D           dec    a
4141   FC56   37           scf
4142   FC57   C0           ret    nz             ;if not one parameter
4143   FC58   4D           ld    c,l             ;set input port
4144   FC59   44           ld    b,h
4145   FC5A   CD FC36       in1:  call  crlf
4146   FC5D   79           ld    a,c             ;display port address
4147   FC5E   CD FC1B       call  put2hs
4148   FC61   ED 78       in2:  in    a,(c)
4149   FC63   CD FC1B       call  put2hs
4150   FC66   CD F009       call  conin          ;read character
4151   FC69   FE 20       cp
4152   FC6B   28 F4       jr    z,in2          ;read same port again
4153   FC6D   FE 0D       cp    cr
4154   FC6F   28 06       jr    z,in3          ;if read next
4155   FC71   FE 2D       cp    '-'
4156   FC73   28 04       jr    z,in4          ;if read previous
4157   FC75   B7           or    a
4158           ;clear carry
4159   FC76   C9           ret
4160   FC77   03       in3:  inc    bc          ;advance to next port
4161   FC78   03       inc    bc
4162   FC79   0B       in4:  dec    bc
4163   FC7A   18 DE       jr    in1
4164           else
4165   incmd  equ  what
4166           endif
4167
4168           if    options and o.outc
4169           ;;   -- write to output port command --
4170           ;
4171           ; * O <16-bit port address> <8-bit value>
4172           ;
4173           overlay outcmd
4174   0381'   +   c&seg
4175
4176   FC55   FE 02       cp    2             ;require two parameters

```

```

4173 FC57 37 scf
4174 FC58 C0 ret nz ;if not 2 parameters
4175 FC59 40 ld c,l ;set 16 bit output port address
4176 FC5A 44 ld b,h
4177 FC5B ED 59 out (c),e ;output to d0-d7 and address to a0-a17
4178 FC5D B7 or a
4179 FC5E C9 ret
4180 else
4181 outcmd equ what
4182 endif
4183
4184 if options and o.ramt
4185 ;; -- memory read/write diagnostic command --
4186 ;
4187 ; * X <first addr> <last addr>
4188 ;
4189 overlay test
4190 03BB + c&seg
4191
4192 FC55 FE 02 cp 2 ;check parameter count
4193 FC57 37 scf
4194 FC58 C0 ret nz
4195 FC59 13 inc de
4196 FC5A 5A ld e,d ;get ending page address into e
4197 FC5B 54 ld d,h ;get starting page address into d
4198 FC5C 06 00 ld b,0 ;initialize pass counter
4199 FC5E 62 test1: ld h,d ;point hl to start of block
4200 FC5F 2E 00 ld l,0
4201 FC61 7D test2: ld a,l
4202 FC62 AC xor h ;generate test byte
4203 FC63 A8 xor b
4204 FC64 77 ld (hl),a ;store byte in ram
4205 FC65 23 inc hl
4206 FC66 7C ld a,h
4207 FC67 BB cp e ;check for end of test block
4208 FC68 20 F7 jr nz,test2
4209 FC6A 62 ld h,d ;now read back each byte & compare
4210 FC6B 2E 00 ld l,0 ;point hl back to start
4211 FC6D 7D test3: ld a,l
4212 FC6E AC xor h ;re-generate test byte data
4213 FC6F A8 xor b
4214 FC70 CD FB0E call check ;verify memory data still good
4215 FC71 C0 ret nz ;exit if escape request is indicated
4216 FC74 23 inc hl ; else go on to next byte
4217 FC75 7C ld a,h
4218 FC76 BB cp e ;check for end of block
4219 FC77 20 F4 jr nz,test3
4220 FC79 04 inc b ;bump pass count
4221 FC7A 3E 2B ld a,'+'
4222 FC7C CD FC20 call output
4223 FC7F 28 DD jr z,test1 ;do another pass if user not unhappy
4224 FC81 C9 ret
4225 else
4226 test equ what
4227 endif
4228

```

```

4229             if      options and o.fill
4230             ;;      -- fill memory with constant command --
4231             ;
4232             overlay fill
4233             03B8      +      c&seg
4234
4235             FC55      FE 03      cp      3      ;check if parameter count=3
4236             FC57      37      scf
4237             FC58      C0      ret      nz
4238             FC59      71      fill1: ld      (hl),c
4239             FC5A      E5      push    hl
4240             FC5B      B7      or      a
4241             FC5C      ED 52      sbc    hl,de      ;compare hl to end address in de
4242             FC5E      E1      pop     hl
4243             FC5F      23      inc    hl      ;advance pointer after comparison
4244             FC60      38 F7      jr     c,fill1
4245             FC62      C9      ret
4246             else
4247             fill     equ    what
4248             endif
4249
4250             if      options and o.move
4251             ;;      -- memory block move command --
4252             ;
4253             overlay block
4254             03C6      +      c&seg
4255
4256             FC55      FE 03      cp      3      ;check if parameter count=3
4257             FC57      37      scf
4258             FC58      C0      ret      nz
4259             FC59      CD FC49      call   blocad
4260             FC5C      79      ld      a,c
4261             FC5D      80      or      b
4262             FC5E      C8      ret      z      ;exit now if bc=0
4263             FC5F      ED 80      ldir
4264             FC61      C9      ret
4265             else
4266             block   equ    what
4267             endif
4268
4269             if      options and o.verf
4270             ;;      -- memory block compare command --
4271             ;
4272             overlay vercmd
4273             03D3      +      c&seg
4274
4275             FC55      FE 03      cp      3      ;check if parameter count=3
4276             FC57      37      scf
4277             FC58      C0      ret      nz
4278             FC59      CD FC49      call   blocad
4279             FC5C      18 08      jr     verf2
4280
4281             FC5E      1A      verf1: ld      a,(de)
4282             FC5F      CD FB0E      call   check      ;compare data @ de and @ hl
4283             FC62      C0      ret      nz      ;exit if escape request is indicated
4284             FC63      23      inc    hl

```

```

4285      FC64      13              inc      de
4286      FC65      0B              dec      bc
4287      FC66      7B              verf2:  ld      a,b
4288      FC67      B1              or       c
4289      FC68      20 F4          jr       nz,verf1
4290      FC6A      C9              ret
4291              else
4292      vercmd  equ      what
4293              endif
4294
4295              if      options and o.prot
4296      ;;      Printer Protocol.
4297      ;
4298              overlay proto
4299      03E9'      +      c&seg
4300
4301      FC55      3D              dec      a
4302      FC56      28 10          jr      z,prot1      ;if one parameter
4303      FC58      D6 02          sub     2
4304      FC5A      37              scf
4305      FC5B      C0              ret      nz
4306      FC5C      7B              ld      a,e
4307      FC5D      F6 04          or      4
4308      FC5F      32 F10C        ld      (si,msk),a
4309      FC62      79              ld      a,c
4310      FC63      F6 04          or      4
4311      FC65      32 F10E        ld      (sioval),a
4312      FC68      7D              prot1:  ld      a,l
4313      FC69      B7              or      a
4314      FC6A      3E C9          ld      a,0c9h
4315      FC6C      28 01          jr      z,prot2
4316      FC6E      AF              xor     a
4317      FC6F      32 F115        prot2:  ld      (Xonenb),a
4318      FC72      C9              ret
4319              else
4320      proto   equ      what
4321              endif
4322
4323              if      (options and o.type) ne 0
4324      ;;      Type - Simple Typewriter.
4325      ;
4326              overlay type
4327      0407'      +      c&seg
4328
4329      FC55      B7              or      a
4330      FC56      28 06          jr      z,typ0      ;if no baud rate
4331      FC58      3D              dec     a
4332      FC59      37              scf
4333      FC5A      C0              ret     nz          ;if more than one parameter
4334      FC5B      7D              ld     a,l
4335      FC5C      D3 0C          out    (baudb),a    ;set printer baud rate
4336      FC5E      CD FC3D        typ0:  call   pnext
4337      FC61      1A              defb   clrs
4338              if      (options and o.esct) ne 0
4339      FC62      1B 31          defb   esc,'1'      ;set 8 bit keyboard mode
4340              else

```



```

4341
4342
4343 FC64 54 79 70 65
4344 FC68 77 72 69 74
4345 FC6C 65 72 20 6D
4346 FC70 6F 64 65 2E
4347 FC74 20 20 54 6F
4348 FC78 75 63 68 20
4349 FC7C 43 54 52 4C
4350 FC80 2B 45 53 43
4351 FC84 20 74 6F 20
4352 FC88 65 78 69 74
4353 FC8C 2E
4354 FC8D 0D 0A 04
4355
4356 FC90 CD F0E5
4357 FC93 28 0F
4358 FC95 CD F0F0
4359 FC98 E6 7F
4360 FC9A CD F00C
4361 FC9D FE 0D
4362 FC9F 3E 0A
4363 FCA1 CC F00C
4364 FCA4 CD F006
4365 FCA7 28 E7
4366 FCA9 CD F009
4367 FCAC CD F0F8
4368 FCAF CD F00C
4369 FCB2 FE 0D
4370 FCB4 20 DA
4371 FCB6 3E 0A
4372 FCBB CD F0F8
4373 FCBB CD F00C
4374 FCBE 1B D0
4375
4376
4377
4378
4379
4380
4381
4382
4383

defb '0'-'@' ;set 8 bit keyboard mode
endif
defm 'Typewriter mode. Touch CTRL+ESC to exit.'

defb cr,lf,eot

typ1: call siost ;status printer
      jr z,typ2 ;if char not ready
      call sioin ;read character
      and 7fh ;strip parity bit
      call conout
      cp cr
      ld a,lf
      call z,conout
typ2: call const ;status console
      jr z,typ1 ;if user not active
      call conin ;read keyboard
      call siout ;send character to printer
      call conout ;and screen
      cp cr
      jr nz,typ1 ;if not CR
      ld a,lf ;send line feed to screen and printer.
      call siout
      call conout
      jr typ1
      else
type equ what
endif

if options and o.term
;; Terminal / Scroll Driver.
;
subttl Terminal / Screen Manager
page

```

```

4384
4385
4386
4387      0472      .      +      overlay term
4388                                     c&seg
4389      000F      pass8 equ 15
4390      0016      inslin equ 22
4391      0017      dellin equ 23
4392      001A      clrchr equ 26
4393      001E      homscr equ 30
4394      001F      force equ 31
4395
4396      00B1      kuplin equ 81h      ;Move top line off screen to buffer
4397      00B2      kdnlm equ 82h      ;Move bottom line off screen to buffer
4398      00B1      Rmttog equ 80h+'1' ;Toggle Remote Echo
4399      00B2      Rmtalf equ 80h+'2' ;Toggle Remote Auto LF after CR
4400      008A      Localf equ 80h+1f ;Toggle Local Auto LF after CR
4401      00FF      Typtog equ 80h+7fh ;Toggle Local Echo
4402      00AE      Brkkey equ 80h+'.' ;Hardware BREAK function
4403
4404      0007      s.lecho equ 7      ;local echo
4405      0006      s.recho equ 6      ;remote echo
4406      0005      s.autol equ 5      ;local auto lf after cr
4407      0004      s.autor equ 4      ;remote auto lf after cr
4408
4409      0100      Trmbuf equ 100h
4410      EE80      Buftop equ Trmbuf+760*80
4411      EF00      Siobuf equ Monitr-100h
4412      EF00      Trmstk equ Siobuf
4413
4414      FC55      FE 02      cp 2      ;check number of arguments
4415      FC57      3F      ccf
4416      FC58      D8      ret c      ;if more than 1
4417      FC59      B7      or a
4418      FC5A      20 02      jr nz,term1 ;if port specified
4419      FC5C      2E 00      ld 1,0
4420      FC5E      01 0406      term1: ld bc,siocpa+siodpa*256 ;preset A channel ports
4421      FC61      CB 45      bit 0,1
4422      FC63      2B 03      jr z,term2 ;if 0/1 or A/B
4423      FC65      01 0507      ld bc,siocpb+siodpb*256 ;set B channel ports
4424      FC68      ED 43 FE78      term2: ld (ports),bc
4425      FC6C      31 EF00      ld sp,termstk
4426      FC6F      CD FC3D      call pnext
4427      FC72      1A      db clr
4428      if options and o.esct
4429      FC73      1B 31      db esc,'1'
4430      else
4431      db pass8
4432      endif
4433      FC75      54 65 72 6D      db 'Terminal mode. Touch CTRL+ESC to exit.'
4434      FC79      69 6E 61 6C
4435      FC7D      20 6D 6F 64
4436      FC81      65 2E 20 20
4437      FC85      54 6F 75 63
4438      FC89      68 20 43 54

```

```

4439      FC8D      52 4C 2B 45
4440      FC91      53 43 20 74
4441      FC95      6F 20 65 7B
4442      FC99      69 74 2E
4443      FC9C      0D 0A          db      cr,lf
4444      FC9E      04          db      eot
4445
4446      FC9F      FD 21 FE E5          ld      iy,status      ;set pointer to status byte
4447
4448      FCA3      CD F006      term3: call      const      ;status keyboard
4449      FCA6      C4 FCB1          call      nz,pki      ;process keyboard input
4450      FCA9      CD FEC8          call      sioist      ;status sio
4451      FCAC      C4 FD40          call      nz,prc      ;process remote character
4452      FCAF      18 F2          jr       term3      ;until user escapes
4453
4454
4455      ;;      pki - Process Keyboard Input.
4456      ;
4456      FCB1      3E 00      pki:   ld      a,0
4457      FCB2          brkflg equ      $-1
4458      FCB3      B7          or      a
4459      FCB4      C4 FD21          call     nz,clrbrk      ;terminate pending break
4460      FCB7      CD F009          call     conin         ;read input
4461      FCBA      CB 7F          bit     7,a
4462      FCBC      20 0B          jr      nz,pki1      ;if function key
4463      FCBE      CD FD5F          call     sndrmt        ;send it to remote
4464      FCC1      FD CB 00 7E      bit     s.lecho,(iy)
4465      FCC5      C4 FD4C          call     nz,sndloc     ;if local echo enabled, display console input
4466      FCC8      C9          ret
4467      FCC9      FE 81          pki1:  cp      kuplin
4468      FCCB      20 12          jr      nz,pki2      ;if not scroll up
4469      FCCD      CD FE50          call     gcp          ;get cursor position
4470      FCD0      CD FC3D          call     pnext        ;home screen, then delete top line
4471          if      options and o.esct
4472      FCD3      1E 1B 52 04      defb    homscr,esc,'R',eot
4473          else
4474          defb    homscr,dellin,eot
4475          endif
4476      FCD7      CD FD89          call     ltl          ;link top line
4477      FCDA      CD FDEB          call     dbl          ;display bottom line
4478      FCDD      1B 14          jr      pki3
4479      FCDF      FE 82          pki2:  cp      kdnlm
4480      FCE1      20 13          jr      nz,pki4      ;if not scroll down
4481      FCE3      CD FE50          call     gcp          ;get cursor position
4482      FCE6      CD FC3D          call     pnext        ;home screen, insert blank line
4483          if      options and o.esct
4484      FCE9      1E 1B 45 04      defb    homscr,esc,'E',eot
4485          else
4486          defb    homscr,dellin,eot
4487          endif
4488      FCED      CD FE0B          call     lbl          ;link bottom line
4489      FCF0      CD FDB1          call     dtl          ;display top line
4490      FCF3      C3 FE6E          pki3:  jp      rcp          ;restore cursor position
4491      FCF6      FE FF          pki4:  cp      Typtog
4492      FCF8      20 04          jr      nz,pki5
4493      FCFA      3E 80          ld      a,1 shl s.lecho
4494      FCFC      1B 16          jr      pki8

```

```

4495 FCFE FE B1          pki5:  cp      Rmttog
4496 FD00 20 04          jr      nz,pki6
4497 FD02 3E 40          ld      a,l shl s,recho
4498 FD04 18 0E          jr      pki8
4499 FD06 FE 8A          pki6:  cp      Localf
4500 FD08 20 04          jr      nz,pki7
4501 FD0A 3E 20          ld      a,l shl s.autol
4502 FD0C 18 06          jr      pki8
4503 FD0E FE B2          pki7:  cp      Rmtalf
4504 FD10 20 09          jr      nz,pki9
4505 FD12 3E 10          ld      a,l shl s.autor
4506 FD14 FD AE 00        pki8:  xor      (iy)
4507 FD17 FD 77 00        ld      (iy),a
4508 FD1A C9              ret
4509 FD1B FE AE          pki9:  cp      Brkkey
4510 FD1D C0              ret
4511 FD1E 3A FCB2         ld      a,(brkflg)
4512 FD21 EE FF          clrbrk: xor     -1
4513 FD23 32 FCB2         ld      (brkflg),a
4514 FD26 16 10          ld      d,10h          ;set line SPACING
4515 FD28 20 02          jr      nz,setbrk
4516 FD2A 16 00          ld      d,0           ;set line MARKING
4517 FD2C ED 4B FE78     setbrk: ld      bc,(ports)
4518 FD30 3E 05          ld      a,5           ;set up WR5
4519 FD32 F3              di
4520 FD33 ED 79          out     (c),a
4521 FD35 3E AA          ld      a,10101010b   ;assert DTR, 7 bpc, RTS, Tx Enb
4522 FD37 B2              or      d
4523 FD38 ED 79          out     (c),a
4524 FD3A FB              ei
4525 FD3B 3E FF          ld      a,Offh
4526 FD3D C3 FE90        jp      siot          ;send RUBOUT to allow MARKING
4527
4528 ;;          prc - Process Remote Character.
4529 ;
4530 FD40 CD FED6          prc:   call     siotinc      ;read remote character
4531 FD43 FD CB 00 76     bit     s,recho,(iy)
4532 FD47 C4 FD5F          call    nz,sndrmt      ;echo it back
4533 FD4A 18 26          jr      doc           ;display it locally
4534
4535 ;;          sndloc - send character to screen.
4536 ;
4537 FD4C CD FD72          sndloc: call     doc
4538 FD4F FE 0D          cp      cr
4539 FD51 C0              ret     nz
4540 FD52 FD CB 00 6E     bit     s.autol,(iy)
4541 FD56 C8              ret     z
4542 FD57 3E 0A          ld      a,lf
4543 FD59 CD FD72          call    doc
4544 FD5C 3E 0D          ld      a,cr
4545 FD5E C9              ret
4546
4547 ;;          sndrmt - send character to remote.
4548 ;
4549 FD5F CD FE90          sndrmt: call     siot
4550 FD62 FE 0D          cp      cr

```

Balcones Operating System for the XEROX 820-II MACRO-80 3.44 09-Dec-81  
Terminal / Screen Manager

```

4551      FD64      C0                ret      nz
4552      FD65      FD CB 00 66       bit      s.autor,(iy)
4553      FD69      C8                ret      z
4554      FD6A      3E 0A             ld       a,lf
4555      FD6C      CD FE90           call     siout
4556      FD6F      3E 0D             ld       a,cr
4557      FD71      C9                ret
4558
4559
4560
4561      FD72      FE 7F                ;;      doc - Display One Character.
4562      FD74      C8                ;
4563      FD75      4F                doc:    cp      7fh
4564      FD76      C5                ret      z                ;don't display RUBOUT
4565      FD77      CD FE9B           ld       c,a                ;send it to screen
4566      FD7A      C1                push     bc
4567      FD7B      47                call     outcrt            ;display character
4568      FD7C      79                pop      bc
4569      FD7D      FE 0A             ld       b,a
4570      FD7F      C0                ld       a,c
4571      FD80      04                cp       lf
4572      FD81      05                ret      nz
4573      FDB2      C0                inc      b
4574      FD83      CD FDB9           dec      b
4575      FD86      3E 0A             ret      nz                ;if line feed did not scroll
4576      FD88      C9                call     ltl                ;link top line
4577
4578
4579
4580
4581      FD89      21 FF5C           ;;      ltl - link top line.
4582      FD8C      ED 5B FEE8       ;
4583      FD90      01 0050           ltl:    ld       hl,linbuf
4584      FD93      ED B0             ld       de,(topptr)      ;set address of line above screen
4585      FD95      CD FE34           ld       bc,80
4586      FD98      ED 53 FEE8       ldir                    ;move line
4587      FD9C      2A FEE6           call     wup                ;wrap upper pointer
4588      FDA0      B7             ld       (topptr),de      ;set new top line address
4589      FDA1      ED 52             ld       hl,(botptr)
4590      FDA3      C0             ex       de,hl
4591      FDA4      11 0050           or       a
4592      FDA7      19             sbc     hl,de
4593      FDA8      EB             ret      nz
4594      FDA9      CD FE34           ld       de,80
4595      FDAC      ED 53 FEE6       add     hl,de                ;advance bottom pointer
4596      FDB0      C9             ex       de,hl
4597
4598
4599
4600      FDB1      ED 5B FEE8       ;;      dtl - Display Top Line.
4601      FDB5      21 FFB0           ;
4602      FDB8      19             dtl:    ld       de,(topptr)      ;get line above screen
4603      FDB9      CD FE41           ld       hl,-80
4604      FDBC      22 FEE8           add     hl,de
4605      FDBF      01 0050           call     wlp                ;wrap lower pointer
4606

```

```

4607          ;;      dln - display line.
4608          ;
4609          FDC2      E5      dln:      push      hl
4610          FDC3      09      add       hl,bc
4611          FDC4      2B      dec       hl
4612          FDC5      3E 20   ld        a,' '
4613          FDC7      ED A9   dln1:    cpd
4614          FDC9      20 03   jr        nz,dln2      ;if not trailing blank
4615          FDCB      EA FDC7  jp        pe,dln1
4616          FDCE      E1      dln2:    pop       hl
4617          FDCF      E0      ret        po      ;if entire line blank
4618          FDD0      41      ld        b,c
4619          FDD1      04      inc       b
4620          FDD2      C5      dln3:    push     bc
4621          FDD3      7E      ld        a,(hl)
4622          FDD4      4F      ld        c,a
4623          FDD5      FE 20   cp
4624          FDD7      30 0B   jr        nc,dln4
4625          FDD9      E5      push     hl
4626          FDDA      0E 1F   ld        c,force      ;force next character out
4627          FDDC      CD FE9B  call     outcrt
4628          FDDF      E1      pop      hl
4629          FDE0      4E      ld        c,(hl)
4630          FDE1      23      dln4:    inc      hl      ;advance address
4631          FDE2      E5      push     hl
4632          FDE3      CD FE9B  call     outcrt      ;display character
4633          FDE6      E1      pop      hl
4634          FDE7      C1      pop      bc
4635          FDE8      10 EB   djnz    dln3      ;if not entire line
4636          FDEA      C9      ret
4637
4638          ;;      dbl - Display bottom line.
4639          ;
4640          FDEB      CD FC3D   dbl:    call     pnext      ;plant cursor on bottom line
4641          FDEE      1B 3D 37 20 db        esc,'=','+23,'.eot
4642          FDF2      04
4643          FDF3      2A FEE6   ld        hl,(botptr)
4644          FDF6      E5      push     hl
4645          FDF7      01 004F   ld        bc,80-1
4646          FDFA      CD FDC2   call     dln        ;display bottom line
4647          FDFD      E1      pop      hl
4648          FDFE      01 0050   ld        bc,80
4649          FE01      09      add     hl,bc
4650          FE02      EB      ex       de,hl
4651          FE03      CD FE34   call    wup
4652          FE06      ED 53 FEE6  ld        (botptr),de.
4653          FE0A      C9      ret
4654
4655          ;;      lbl - link bottom line.
4656          ;
4657          FE0B      01 0050   lbl:    ld        bc,80
4658          FE0E      2A FEE6   ld        hl,(botptr)
4659          FE11      B7      or       a
4660          FE12      ED 42   sbc     hl,bc
4661          FE14      CD FE41   call    wlp
4662          FE17      22 FEE6   ld        (botptr),hl

```

```

4663 FE1A EB ex de,hl
4664 FE1B 2A FEE8 ld hl,(topptr)
4665 FE1E B7 or a
4666 FE1F ED 52 sbc hl,de
4667 FE21 20 0B jr nz,lb11
4668 FE23 2A FEE8 ld hl,(topptr)
4669 FE26 ED 42 sbc hl,bc
4670 FE2B CD FE41 call wlp
4671 FE2B 22 FEE8 ld (topptr),hl
4672 FE2E 21 FF5C lb11: ld hl,linbuf
4673 FE31 ED 80 ldir ;move gold mine to buffer
4674 FE33 C9 ret
4675
4676 ;: wup - Wrap upper pointer.
4677 ;
4678 FE34 E5 wup: push hl
4679 FE35 21 EE80 ld hl,buftop ;set end of buffer address
4680 FE38 37 scf
4681 FE39 ED 52 sbc hl,de
4682 FE3B E1 pop hl
4683 FE3C D0 ret nc ;if not past end of buffer
4684 FE3D 11 0100 ld de,Trmbuf ;start over at beggining of buffer
4685 FE40 C9 ret
4686
4687 ;: wlp - Wrap lower pointer.
4688 ;
4689 FE41 E5 wlp: push hl
4690 FE42 D5 push de
4691 FE43 11 0100 ld de,Trmbuf ;set start of buffer address
4692 FE46 B7 or a
4693 FE47 ED 52 sbc hl,de
4694 FE49 D1 pop de
4695 FE4A E1 pop hl
4696 FE4B D0 ret nc ;if not below start of buffer
4697 FE4C 21 EE30 ld hl,buftop-80 ;start over at end of buffer
4698 FE4F C9 ret
4699
4700 ;: gcp - get cursor position.
4701 ;
4702 FE50 ED 4B FFB1 gcp: ld bc,(base)
4703 FE54 2A FFAC ld hl,(cursor)
4704 FE57 45 ld b,l ;get column to B
4705 FE58 CB B8 res 7,b
4706 FE5A 29 add hl,hl ;set screen row to H
4707 FE5B 7C ld a,h
4708 FE5C D6 60 sub crtbas*2
4709 FE5E 91 sub c ;row = 23-(base-curh)
4710 FE5F C6 17 add a,23
4711 FE61 D6 1B gcp1: sub 24
4712 FE63 30 FC jr nc,gcp1
4713 FE65 4F ld c,a ;set row
4714 FE66 21 1F38 ld hl,'+24-100h ;offset for <esc>=
4715 FE69 09 add hl,bc
4716 FE6A 22 FE73 ld (rcpa),hl
4717 FE6D C9 ret
4718

```

```

4719          ;;      rcp - Restore cursor position.
4720          ;
4721      FE6E      CD FC3D      rcp:      call      pnext
4722      FE71      1B 3D          db          esc,'='
4723      FE73      20 20          rcpa:     db
4724      FE75      04              db          eot
4725      FE76      C9              ret
4726
4727          ;;      sio drivers.
4728          ;
4729      FE77      01 FE78      sioins: ld      bc,ports      ;set status port to c
4730      FE78          ports    equ      $-2
4731      FE7A      ED 78          in        a,(c)
4732      FE7C      CB 47          bit        0,a          ;test rca
4733      FE7E      C9              ret
4734
4735      FE7F      CD FE77      sioinp: call      sioins      ;get status
4736      FE82      28 FB          jr        z,sioinp      ;if not ready
4737      FE84      4B              ld        c,b          ;set data port address
4738      FE85      ED 78          in        a,(c)
4739      FE87      CB BF          res       7,a          ;pitch parity bit
4740      FE89      C9              ret
4741
4742      FE8A      CD FE77      siordt: call      sioins      ;get sio status
4743      FE8D      CB 57          bit        2,a          ;test TX empty
4744      FE8F      C9              ret
4745
4746      FE90      08              sioot:  ex      af,af'    ;save char to send
4747      FE91      CD FE8A      sioot1: call      siordt      ;test transmit ready status
4748      FE94      2B FB          jr        z,sioot1      ;if not ready
4749      FE96      4B              ld        c,b
4750      FE97      08              ex        af,af'
4751      FE98      ED 79          out      (c),a
4752      FE9A      C9              ret
4753
4754      FE9B      CD FEA7      outcrt: call      siopl      ;poll for input before & after
4755      FE9E      CD F2FE      call      fastcrt
4756      FEA1      F5              push     af          ;save balcones gold
4757      FEA2      CD FEA7      call      siopl
4758      FEA5      F1              pop      af
4759      FEA6      C9              ret
4760
4761          ;;      Siopl - Sio Poll Input Characters.
4762          ;
4763      FEA7      C5              Siopl:  push     bc
4764      FEA8      CD FE77      call      sioins      ;input Sio status
4765      FEAB      2B 19          jr        z,siopl3      ;if input not ready
4766      FEAD      4B              ld        c,b          ;set data port address
4767      FEAE      ED 78          in        a,(c)
4768      FEB0      CB BF          res       7,a          ;pitch parity bit
4769      FEB2      E5              push     hl
4770      FEB3      2A FEEA      ld        hl,(ipoint)   ;set in pointer
4771      FEB6      77              ld        (hl),a        ;store character in fifo
4772      FEB7      2C              inc      l
4773      FEB8      20 02          jr        nz,siopl1
4774      FEBA      2E 00          ld        l,low siobuf

```



Balcones Operating System for the XEROX 820-II MACRO-80 3.44 09-Dec-81  
Terminal / Screen Manager

```

4775  FEBC  3A FEEC      siopl1: ld    a,(opoint)
4776  FEBF  95             sub    l
4777  FEC0  28 03             jr    z,siopl2      ;if buffer full
4778  FEC2  22 FEEA             ld    (ipoint),hl
4779  FEC5  E1             siopl2: pop   hl
4780  FEC6  C1             siopl3: pop   bc
4781  FEC7  C9             ret
4782
4783  ;;      Sioist - Sio Input Status.
4784  ;
4785  FECC  CD FEA7      Sioist: call  Sioipl      ;poll for input
4786  FECE  2A FEEC             ld    hl,(opoint)    ;set out pointer
4787  FECE  3A FEEA             ld    a,(ipoint)
4788  FED1  95             sub    l
4789  FED2  C8             ret    z              ;if data not ready
4790  FED3  F6 FF             or    -1
4791  FED5  C9             ret
4792
4793  ;;      Sioin - Sio Input Character.
4794  ;
4795  FED6  CD FEC8      Sioinc: call  Sioist      ;set input ready status
4796  FED9  28 FB             jr    z,Sioinc
4797  FEDB  7E             ld    a,(hl)
4798  FEDC  2C             inc    l              ;advance out
4799  FEDD  20 02             jr    nz,Sioi1
4800  FEDF  2E 00             ld    l,low siobuf
4801  FEE1  22 FEEC      Sioi1: ld    (opoint),hl
4802  FEE4  C9             ret
4803
4804  FEE5  00             status: db    0
4805
4806  FEE6  0100          botptr: dw    Trmbuf
4807  FEE8  0100          topptr: dw    Trmbuf
4808
4809  FEEA  EF00          ipoint: dw    siobuf
4810  FEEC  EF00          opoint: dw    siobuf
4811
4812  term   equ    what
4813  endif
4814
4815  if      options and o.help
4816
4817  ;;      Help Key Command.
4818  ;
4819  overlay help
4820  070B  +      c&seg
4821
4822  FC55  CD FC3D          call  pnext
4823  FC58  42 61 75 64      defb  'Baud'          <rate> [B/A]',cr,lf
4824  FC5C  09 09 3C 72
4825  FC60  61 74 65 3E
4826  FC64  20 5B 42 2F
4827  FC68  41 5D 0D 0A
4828  FC6C  44 75 6D 70      defb  'Dump'          [start] [end]',cr,lf
4829  FC70  09 09 5B 73
4830  FC74  74 61 72 74

```

```
4831 FC78 5D 2D 5B 65
4832 FC7C 6E 64 5D 0D
4833 FC80 0A
4834 FC81 47 6F 74 6F
4835 FC85 09 09 3C 61
4836 FC89 64 64 72 3E
4837 FC8D 0D 0A
4838 FC8F 4D 6F 64 69
4839 FC93 66 79 09 09
4840 FC97 3C 61 64 64
4841 FC9B 72 3E 0D 0A
4842 FC9F 50 72 6F 74
4843 FCA3 6F 63 6F 6C
4844 FCA7 09 3C 78 6F
4845 FCAB 6E 3E 20 5B
4846 FCAF 6D 73 6B 20
4847 FCB3 76 61 6C 5D
4848 FCB7 0D 0A
4849 FCB9 04
4850 FCBA C9
4851
4852 help
4853
4854
4855
4856
```

```
defb 'Goto <addr>',cr,lf
defb 'Modify <addr>',cr,lf
defb 'Protocol <xon> [msk val]',cr,lf
defb eot
ret
else
equ what
endif
subttl Segment Size Information
page
```

Balcones Operating System for the XEROX 820-II MACRO-80 3.44 09-Dec-81  
Segment Size Information

```

4857
4858      ;;      Top of Overlay Area.
4859      ;
4860      overlay stop
4861      0771'      +      c&seg
4862      0299      tpamax equ      tpal      ;set length of transient move
4863
4864      ;;      Top of Resident Monitor.
4865      ;
4866      below
4867      0000!      +      defs      comres
4868      041B      rbase equ      $
4869
4870      ;;      Top of Non Resident Monitor.
4871      ;
4872      above
4873      0518!      +      d&seg
4874      FC55      restop equ      $      ;resident top
4875      0C55      reslen equ      $-monitr ;length of resident monitor
4876
4877      update      ;clear active segment
4878
4879      ;;      Top of Burned Rom Set.
4880      ;
4881      17E1      romtop equ      bloc+dloc+tloc-monitr
4882
4883      ;;      Fill Out Unused Rom Space.
4884      ;
4885      0C55"      cseg
4886
4887      if      (rom+romsiz-romtop) gt 0
4888      0771'      defs      (rom+romsiz-romtop),-1
4889      endif
4890
4891      subttl Resident Monitor System Ram
4892      page

```

```

4893
4894
4895
4896
4897
4898 FF00
4899 FF00
4900 FF10
4901 FF18
4902 FF1C
4903
4904
4905
4906 FF20
4907 FF30
4908 FF31
4909 FF32
4910
4911 FF33
4912
4913
4914
4915 FF34
4916
4917
4918
4919 FF3C
4920 FF3E
4921
4922
4923
4924
4925 FF40
4926 FF50
4927
4928
4929
4930 FF50
4931 FF52
4932 FF54
4933 FF55
4934
4935
4936
4937 FF56
4938 FF57
4939 FF58
4940 FF59
4941 FF5A
4942 FF5B
4943
4944
4945
4946 FF5C
4947 FFAC

.phase ram

;; Start of Documented Storage Locations.
;
vectab:
siovec: defs 16 ;interrupt vector table starts here
ctcvec: defs 8 ;space for 8 vectors for sio
sysvec: defs 4 ;space for 4 vectors for ctc
genvec: defs 4 ;space for 2 vectors for system pio
;space for 2 vectors for general pio

;; keyboard data input fifo variables
;
fifo: defs 16 ;console input fifo
fifcnt: defs 1 ;fifo data counter
fifin: defs 1 ;fifi input pointer
fifout: defs 1 ;fifo output pointer

FF33
defs 1 ;round address

;; More interrupt vectors.
;
expvec: defs 8 ;space for 4 vectors for expansion slot

;; Available memory pointers.
;
availb: defs 2 ;bottom of available memory
availt: defs 2 ;top of available memory

;
;; End of documented storage locations.

FF40
FF50
intstk:
defs 16 ;local stack for interrupts

;; clock-timer interrupt variables
;
Milsec: defs 2 ;One Millisecond timer, Enable int on ctc1
tikcnt: defs 2 ;16 bit seconds counter (18 hr, 12 min, 16 sec)
steprt: defs 1 ;WD 1797 step rate
timeout: defs 1 ;time-out, decrements once per second
;
; Getime entry returns the address of DAY
;
day: defs 1 ;calendar day (01-31)
month: defs 1 ; month (01-12)
year: defs 1 ; year-1970 (1970-2225)
hrs: defs 1 ;clock hours (00-23)
mins: defs 1 ; minutes (00-59)
secs: defs 1 ; seconds (00-59)

;; crt output driver variables
;
linbuf: defs 80 ;line buffer & Bcc gold mine
cursor: defs 2 ;cursor pointer

```

Balcones Operating System for the XEROX 820-II MACRO-80 3.44 09-Dec-81  
 Resident Monitor System Ram

```

4948 FFAE      csrchr: defs 1          ;character used for a cursor
4949 FFAF      dircur: defs 2          ;cursor pointer for direct crt display
4950 FFBI      base:   defs 1          ;current contents of scroll register
4951 FFB2      leadin: defs 1          ;state of lead-in sequence handler
4952 FFB3      attrib: defs 1         ;attribute enable
4953 FFB4      chrsav: defs 1         ;character under cursor
4954
4955           ;;      console monitor program variables
4956           ;
4957 FFB5      param1: defs 2          ;storage for numbers read
4958 FFB7      param2: defs 2          ; from line input buffer
4959 FFB9      param3: defs 2          ; by 'PARAMS' subroutine
4960 FFB8      param4: defs 2          ; for command processors
4961 FFB0      last:   defs 2          ;last address used by 'MEMDMP'
4962
4963           ;;      Configurable parameter address table
4964           ;
4965 FFBF      contbl: defs 2*numcon
4966
4967 FFCB      spare1: defs 1          ;spare configuration byte
4968 FFCC      spare2: defs 1          ;another spare byte
4969
4970 FFCD      spare:  defs (ram+100h-48)-$ ;spare ram space
4971
4972 FFDD      sparnd:                ;end of spare ram
4973
4974 FFD0      crtstk:  defs 16         ;crt stack
4975 FFE0
4976
4977 FFE0      rstsp:  defs 2          ;sp register on reset
4978 FFE2      rsthl:  defs 2          ;hl register on reset
4979 FFE4      rstpc:  defs 2          ;possible pc from top of stack
4980
4981 FFE6      stack:  defs 26         ;monitor stack
4982 0000
4983
4984           .dephase
4985
4986           subttl Console Messages
4987           page

```

Balcones Operating System for the XEROX 820-II MACRO-80 3.44 09-Dec-81  
 Console Messages

```

4988
4989
4990      ;;      Console Message Macros..
4991      ;
4992      message macro    text,h1,h2
4993                  if1
4994                  .radix 16
4995                  printx <text>,%(h1),%(h2-1),%((h2)-(h1))
4996                  .radix 10
4997                  endif
4998                  endm
4999
5000      printx macro    text,h1,h2,h3
5001                  .printx + text h1 - h2 = h3 +
5002                  endm
5003
5004                  if      romtop ge (rom+romsiz)
5005      message <* The ROM set is Too big *>,rom+romsiz,romtop
5006                  endif
5007
5008                  if      cloc+tpal gt ram
5009      message <* The TPA set is Too big *>,ram,cloc+tpal
5010                  endif
5011
5012      message <Non-resident executes >,rom,bloc
5013      message <Rom is burned up from >,rom,romtop
5014      message <Unused Rom Space from >,romtop,rom+romsiz-1
5015      message <Resident Monitor needs>,monitr,rqtop
5016      message <Space Wasted to Driver>,Wasted,Seltab
5017      message <Physical Disk Drivers >,Seltab,Dvrlmt
5018      message <Driver Offset for ZSID>,200h+bloc+Seltab-Monitr,0
5019      message <I/O Byte Drivers from >,iobloc,iobloc+iobdvs
5020      message <Command Processor Area>,rqtop,restop
5021      message <Transient Overlay ROM >,start,stop
5022      message <Transient Command Area>,cloc,cloc+tpal
5023      message <Spare Locations in Ram>,spare,sparnd
5024
5025      subttl  The*End
5026      end      entry

```

Macros:					
ABOVE		BELOW	BSEG	MESSAGE	OVERLAY
PHEX		PMSG	PRINTX	SEGMENT	SERVICE
UPDATE					
Symbols:					
0080	..	F360	.A	F362	.B
F364	.C	F366	.D	F368	.E
F36A	.F	F36C	.G	F36E	.H
F370	.I	F372	.J	F374	.K
F376	.L	F378	.M	F37A	.N
F37C	.O	F37E	.P	009B	ABORT
F6F2	ADDRH	F6F3	ADDRL	FD80	ALLOO
FDA0	ALL01	FDC0	ALL02	FDE0	ALL03
FE00	ALL04	FE80	ALL05	FEC0	ALL06
FEE0	ALL07	0068	ASYN	FFB3	ATTRIB
FA78	AUTOBT	FF3C	AVAILB	FF3E	AVAILT
0000	B.BSY	0002	B.CD	0004	B.IO
0001	B.MSG	0006	B.PAR	0003	B.REQ
0007	B.RST	0005	B.SEL	02CE	BAKSPC
FFB1	BASE	1353	BAUD	FC5D	BAUD1
FC65	BAUD2	0000	BAUDA	000C	BAUDB
0018!	BBASE	040F	BBG	032F	BELL
0331	BELL1	0028	BELLOF	0029	BELLON
041B	BLOC	FC49	BLOCAD	1436	BLOCK
0061	BLOFC	0061	BLONC	0035	BLTIM
000F	BNDRY	1188	BOOT	FC58	BOOT1
FC69	BOOT2	FCA3	BOOT3	ED80	BOOTBF
FCDD	BOOTD	FCD9	BOOTER	0080	BOOTLD
FCD4	BOOTS	FEE6	BOTPTR	FCB2	BRKFLG
00AE	BRKKEY	0000	BSPACE	EE80	BUFTOP
0004	C.BIN	0004	C.FIVE	0007	C.FLAW
00C0	C.FLPY	0004	C.FMAT	0006	C.FTRK
000C	C.INIT	0007	C.KEYM	0008	C.READ
0001	C.RECAL	0003	C.RQSN	0002	C.RSYN
0006	C.SASI	000B	C.SEEK	00E0	C.TRAM
0000	C.TRDY	0005	C.TWO	0005	C.VTRK
000A	C.WRIT	0009	C.WRPR	F31E	CCA
F323	CCA1	F324	CCA2	00AF	CCS
00B1	CCS1	F57A	CDD	F584	CDD0
F592	CDD1	F59B	CDD2	0108	CFINIT
F6A5	CFT	F6A9I	CFTA	FB0E	CHECK
FD00	CHK00	FD20	CHK01	FD40	CHK02
FD60	CHK03	0000	CHK04	0000	CHK05
0000	CHK06	0000	CHK07	03F5	CHRDEL
03EA	CHRIN1	03F0	CHRIN2	03DC	CHRINS
0034	CHROM1	0035	CHROM2	FFB4	CHRSV
FC55	CLOC	0350	CLR1	FD21	CLRBK
001A	CLRCHR	0344	CLREOL	0361	CLREOS
0341	CLRLIN	001A	CLRS	0365	CLRS1
037A	CLRS2	0357	CLRSCN	0036	CMDSIZ
FAD8	CMDTAB	F767	CNFDPB	F000	COLD
F775	COMINP	F770	COMINS	F788	COMOTS
F77F	COMOUT	0518	COMRES	0518C	COMROM
F091	CONFG	F08B	CONFIG	F009	CONIN
F790	CONIOB	F00C	CONOUT	F006	CONST

FFBF	CONTBL	023D	CONTRL	F723	CPB
F731	CPB1	F736	CPB2	F759	CPB3
000D	CR	FC36	CRLF	0030	CRTBAS
0182	CRTD1	0196	CRTD2	0199	CRTD3
01B2	CRTD4	0169	CRTDVR	F2A3	CRTLDIR
3C00	CRTMAX	3000	CRTMEM	F2E7	CRTMV
F2E9	CRTMVO	F296	CRTOF1	F293	CRTOFF
F29C	CRTON	F299	CRTON1	F2F1	CRTOUT
FFE0	CRTSTK	003C	CRTTOP	0000	CSPACE
FFAE	CSRCHR	0018	CTC	0018	CTC0
0019	CTC1	001A	CTC2	001B	CTC3
FF10	CTCVEC	0036	CTLSIZ	0254	CTLTAB
FFAC	CURSOR	F6D7	CWP	FF56	DAY
F039	DAYTI	F0B6	DAYTIM	FDEB	DBL
F6F5	DCTRL	0000	DEBUG	02C5	DEFCUR
F6EA	DEFLPY	F6EB	DEFLUN	0017	DELLIN
FC80	DIRBUF	FFAF	DIRCUR	01F3	DIS1
01F2	DISATR	FDC2	DLN	FDC7	DLN1
FDCE	DLN2	FDD2	DLN3	FDE1	DLN4
FC55	DLOC	FC23	DMPFMT	02E7	DNCSR
FD72	DOC	F490	DPB5D	F470	DPB5S
F450	DPB8D	F430	DPB8S	F390	DPBASE
000A	DPBOFS	F470	DPBRG4	F480	DPBRG5
F490	DPBRG6	F4A0	DPBRG7	F1F1	DPM
F380	DRV TAB	FC76	DSK0	FC7B	DSK1
FC A0	DSK3	1367	DSKCMD	F4B0	DSKDVR
FCAC	DSKERR	03EF	DSM4	01EF	DSM5
00EF	DSM6	00EF	DSM7	0000	DSPACE
F632	DSW	FDB1	DTL	F6D5	DTYPE
FBBF	DUMP	F898	DUMP2	FBB4	DUMP3
FBD1	DUMP4	FA08	DVRLMT	FD05	EATKEY
FC27	ECHO	F69B	ECR	FOA2	EIRET
01EF	ENATR	0000!	ENTRY	0004	EOT
00C4	ERR	00BC	ERR1	00C1	ERR2
00CC	ERR3	00D4	ERRM1	00DD	ERRM2
0009	ERRML	001B	ESC	029B	ESCADR
02BD	ESCAPE	028A	ESCTAB	0011	ESCTBL
FF34	EXPVEC	0000	FALSE	0000	FALUN
F2FE	FASTCRT	0001	FBLUN	0000	FCLUN
0002	FDLUN	FF30	FIFCNT	FF31	FIFIN
FF20	FIFO	FF32	FIFOUT	1428	FILL
FC59	FILL1	F6F6	FIRST	F708	FIRST1
F721	FIRST2	F4BD	FLOP1	F4DE	FLOP2
F4F2	FLOP3	F4FC	FLOP4	F506	FLOP5
F6EF	FLPFRM	0005	FM.DD	0007	FM.DDDS
00A0	FM.DDSS	0004	FM.DS	0006	FM.FV
0080	FM.HARD	0001	FM.SDSS	0000	FM.SDSS
0002	FM.SZ	0007	FM.UN	0003	FM.WR
0001	FMDD	0006	FMDDSS	0000	FMDS
001F	FORCE	02D4	FORSPC	F61A	GCA
F626	GCA0	F634	GCA1	F63F	GCA2
F627	GCAA	FE50	GCP	FE61	GCP1
FF1C	GENVEC	F8DA	GETHEX	FB2C	GETHLP
FB37	GETLIN	F097	GETSEL	FB38	GLIN1
FB50	GLIN4	FBDF	GNUM1	FBE4	GNUM3
F319	GOLD	12DB	GOTO	0009	GPIOCA



000B	GPIOCB	000B	GPIODA	000A	GPIODB
177B	HELP	001E	HELPKEY	FBF3	HEXBIN
FA3C	HOME	02C9	HOMEUP	001E	HOMSCR
FF59	HRS	F649	ICC	F643	ICCS
F64D	ICCS1	F066	IDLE	FC5A	IN1
FC61	IN2	FC77	IN3	FC79	IN4
13CA	INCMD	F137	INDEX	0016	INSLIN
00E6	INTAB	FF50	INTSTK	112B	IOBDVR
008D	IOBDVS	F770	IOBLOC	0003	IOBYTE
F7AF	IOCONI	F796	IOCONO	F7A3	IOCONS
F7BB	IOLIST	F7CC	IOLSTS	FEEA	IPOINT
F643	ISC	FAD6	JPIX	001F	KBDCTL
001E	KBDDAT	F0D8	KBDIN	F0D5	KBDIN1
F0CD	KBDST	F0E2	KBMASK	0082	KDNLIN
F162	KEY1	F167	KEY2	F17F	KEY3
F184	KEY4	F18F	KEY5	F140	KEYSRV
0081	KUPLIN	FFBD	LAST	F5F0	LASTFM
FE0B	LBL	FE2E	LBL1	FD05	LCP
FD1D	LCP1	FD30	LCP2	FD52	LCP3
FD49	LCPA	FD4B	LCPB	F2B3	LDIR1
F2B5	LDIR2	F2C4	LDIR3	041B	LDIRX
FFB2	LEADIN	000A	LF	02F7	LFEED
FF5C	LINBUF	0388	LIND1	039E	LIND2
039F	LIND3	037C	LINDEL	03B7	LINI1
03C0	LINI2	03CD	LINI3	03A4	LININS
008A	LOCALF	0036	LOWLITE	F333	LSTATT
FD89	LTL	F6F1	LUN	0800	LX1984
021C	M3TST	022B	M4TST	0232	M5TST
F0E3	MASK	FB22	MDATA	FC5B	MDMP1
FC5E	MDMP2	FC63	MDMP3	FC69	MDMP3A
FC71	MDMP3B	12F2	MEMDMP	F236	MIL0
F246	MIL01	F250	MIL02	F258	MILL1
F265	MILL2	F278	MILL3	F27C	MILL4
F27E	MILL5	F281	MILL6	F1FD	MILLI
FF50	MILSEC	FF5A	MINS	F5AF	MLU
01DF	MODE	01E1	MODE1	F000	MONITR
FF57	MONTH	00E5	MOVLN	F5C2	MPA
F5D7	MPA1	F5DA	MPA2	F5E6	MPA21
F5E9	MPA22	F606	MPA3	F610	MPA4
F613	MPA5	F559	MTRADR	01B4	MULTI
F6F4	NBLK	0066	NMI	02C0	NONO
0040	NT4	0020	NT5	0010	NT6
0010	NT7	0028	NTRK5	004D	NTRK8
F13F	NULINT	0006	NUMCON	F502	NUMUNT
4000	O.AUT0	0400	O.BAUD	0800	O.DDVR
0020	O.DISK	0010	O.ESCT	0004	O.FILL
2000	O.HELP	0200	O.INPC	0002	O.MOVE
0100	O.OUTC	1000	O.PROT	0040	O.RAMT
8000	O.RESV	0001	O.TERM	0008	O.TYPE
0080	O.VERF	F6F0	OPCODE	FEEC	OPOINT
BFFF	OPTIONS	13F1	OUTCMD	FE9B	OUTCRT
F288	OUTCUR	FC20	OUTPUT	0007	P.ACKN
0000	P.AUTO	0006	P.ONLN	0005	P.RDYI
0004	P.RDY0	0002	P.STRB	F59F	P2L
FB5D	PARAD	FB6C	PARA1	FB71	PARA2
FB76	PARA4	FFB5	PARAM1	FFB7	PARAM2

FFB9	PARAM3	FFBB	PARAM4	FB5F	PARAM5
000F	PASSB	FA0E	PHYCMD	FA15	PHYDMA
FA10	PHYDRV	FA13	PHYSEC	FA11	PHYTRK
FA0F	PHYUNT	F7F0	PIO1	0010	PIOAD
0011	PIOAS	0012	PIOBD	0013	PIOBS
F7DC	PIOOUT	F7F4	PIOSTO	FCB1	PK1
FCC9	PKI1	FCDF	PKI2	FCF3	PKI3
FCF6	PKI4	FCFE	PKI5	FD06	PKI6
FD0E	PKI7	FD14	PKI8	FD1B	PKI9
FC3D	PNEXT	FE78	PORTS	FD40	PRC
FAAC	PRMT1	FA62	PROMPT	FC68	PROT1
FC6F	PROT2	1459	PROTO	0000	PRS
0002	PRS1	003B	PRS2	0061	PRS3
0070	PRS4	00AC	PRS5	F339	PRVATT
FC1B	PUT2HS	FC03	PUT2HX	FB29	PUT2J
FC16	PUT4HS	FC0C	PUTNIB	FF00	RAM
041B	RBASE	FE6E	RCP	FE73	RCPA
F647	RDC	F605	RDID	F61B	RDID1
F6DC	RONLY	F4E7	RDOP	FA4A	RDWR
F4FE	RDWRA	F4F6	RDWRS	FA4B	READ
F641	RECAL	F6E9	RECLUN	F130	REMOVE
F6AD	RESET	0C55	RESLEN	F07C	RESTART
FC55	RESTOP	F1EF	RETINS	02F2	RETURN
FOA1	RETV1	F09A	RETVL	F5F6	RETZR
U191	REV	F1E9	RFI	EE00	RGDBUF
0003	RGLUN	F6E8	RGRECAL	F708	RIGDPB
00B2	RMTALF	00B1	RMTTOG	0000	ROM
1800	ROMSIZ	17E1	ROMTOP	FA08	RQTOP
F5F8	RSE	F603	RSE1	F332	RSTATT
FFE2	RSTHL	FFE4	RSTPC	FFE0	RSTSP
U001	RTK4	0041	RTK5	0061	RTK6
0071	RTK7	1800	RX1984	0005	S.AUTOL
0004	S.AUTOR	0007	S.LECHO	0006	S.RECHO
F4B0	SA1403	F4C0	SAS0	F4B2	SASOA
F4F3	SAS1	F4F6	SAS2	0012	SASIC
0010	SASID	0300	SASIDL	0012	SASIS
F470	SASSTR	F1EC	SAVSTK	0014	SCROLL
009E	SCRPR1	01C3	SEARCH	F4E6	SECLN
FF5B	SECS	FA3E	SEEK	F5DE	SEEK0
F5EB	SEEK1	F5ED	SEEK2	F5EF	SEEK3
F5A3	SEEKX	051B!	SEGA	F5B9	SEKO
F5C4	SEK1	FA39	SEL1	F578	SEL1W
F5B5	SEL2	F591	SEL3	F598	SELDEN
F596	SELDNS	F510	SELEC	FA17	SELECT
F50B	SELER1	F42A	SELERR	F360	SELTAB
FA5A	SELTBL	F544	SELUNT	01D4	SETBLI
FD2C	SETBRK	021F	SETCOL	FOA4	SETCON
F284	SETCUR	01DD	SETGRA	0109	SETINV
01CF	SETLOW	01F7	SETMSK	F337	SETPRV
0210	SETROW	0205	SETXY	0209	SETXY1
FC73	SIGN1	FC81	SIGN2	FC88	SIGN3
FC9E	SIGN3A	FCA6	SIGN4	FC55	SIGNON
F6CE	SIM	EF00	SIOBUF	0006	SIOCPA
0007	SIOCPB	0004	SIODPA	0005	SIODPB
FEE1	SIOI1	FOF0	SIOIN	FOED	SIOIN1
FED6	SIOINC	FE7F	SIOINP	FE77	SIOINS

The+End

FEC8	SIO1ST	F10C	SIOMSK	FE90	SIOOT
FE91	SIO0T1	F0F8	SIOOUT	FEA7	SIOPL
FEBC	SIOPL1	FEC5	SIOPL2	FEC6	SIOPL3
F113	SIORD1	F129	SIORD2	F12C	SIORD3
FE8A	SIORDT	F105	SIORDY	F0E5	SIOST
F10E	SIOVAL	FF00	SIOVEC	F0F9	SIOX1
0031	SLDDEN	FA08	SLERR	0030	SLSDEN
F65A	SMF	F66D	SMF0	F675	SMF0A
F693	SMF1	F6A3	SMF1A	F6BC	SMF1B
F6BE	SMF2	F6D4	SMF4	F6D1	SMFA
F5DE	SMFS	F530	SMFS1	F548	SMFS1A
F550	SMFS2	F559	SMFS3	F573	SMFS4
F53D	SMFSA	03D1	SMP	FD4C	SNDLOC
FD5F	SNDRMT	F0D2	SOFT	F069	SOFTV
F6D2	SOM	F6D4	SOM1	FC1E	SPACE
F20E	SPACT	F22D	SPADDR	FFCD	SPARE
FFCB	SPARE1	FFCC	SPARE2	FFD0	SPARND
F224	SPCNT	F500	SSELEC	F0BF	SSP
0000	STACK	1070	START	FEE5	STATUS
F61D	STC	F644	STEPR	FF54	STEPRT
17E1	STOP	F66E	STPADR	02C1	STUFF
FCEE	SWAP	FCFB	SWAP1	0069	SYNC
001D	SYSCTL	001C	SYSPIO	FF18	SYSVEC
031F	TAB	F65F	TDI	F656	TDO
14E2	TERM	FC5E	TERM1	FC68	TERM2
FCA3	TERM3	13FB	TEST	FC5E	TEST1
FC61	TEST2	FC6D	TEST3	FF52	TIKCNT
F192	TIMER	F1B1	TIMER1	F1B9	TIMER2
F1E8	TIMER3	0006	TIMOU	FF55	TIMOUT
0771	TLOC /	FEEB	TOPPTR	0299	TPAL
0299	TPAMAX	F6FF	TRKTBL	0100	TRMBUF
EF00	TRMSTK	F6ED	TRN5	F410	TRN6
FFFF	TRUE	F639	TTC	F63A	TTCA
FC5E	TYPO	FC90	TYP1	FCA4	TYP2
1477	TYPE	00FF	TYPTOG	02DC	UPCSR
F048	USRSEC	F31B	USRSTK	FF00	VECTAB
1443	VERCMD	FC5E	VERF1	FC66	VERF2
1315	VIEW	FC55	VIEW0	FC6F	VIEW1
FC89	VIEW2	FC8A	VIEW3	FC8E	VIEW4
FC90	VIEW5	F003	WARM	F35F	WASTED
F669	WCC	0010	WD1797	0010	WDCR
0031	WDDD	0013	WDDT	0030	WDS0
001C	WDSL	0012	WDSN	0010	WDSR
0011	WDTR	F687	WFR	F69A	WFR1
F696	WFRA	FAC9	WHAT	FE41	WLP
F64B	WOC	F64D	WOC1	F650	WOC2
FA44	WRITE	FE34	WUP	0000	XCKS
0008!	XCKS1	0013	XOFF	F12D	XOFFLG
0011	XON	F115	XONENB	F344	XQDVR
FA51	XQPHYS	F508	XSELEERR	FF58	YEAR
EE7D	Z.BAUA	EE7E	Z.BAUB	EE7F	Z.10BT
EE62	Z.KEYM	EE5F	Z.SCRA	EE63	Z.SIOA
EE6D	Z.SIOB	EE77	Z.SIOM	EE79	Z.SIOV
EE60	Z.STPR	EE7B	Z.XONP		

..	2433#	2450#	2450	2450	2450#	2450	2460#	2460	2460	2460#	2460	2470#
.A	2470	2470	2470#	2470	2480#	2480	2480	2480#	2480			
.B	1756#											
.C	1757#											
.D	1758#											
.E	1759#											
.F	1761#											
.G	1762#											
.H	1763#											
.I	1764#											
.J	1766#											
.K	1767#											
.L	1768#											
.M	1769#											
.N	1771#											
.O	1772#											
.P	1773#											
ABORT	96#	815										
ABOVE	177#	562	681	1701	1737	2415	3126	3142	3237	4872		
ADDRH	2852	3035#										
ADDRL	3036#											
ALL00	1803#	1820										
ALL01	1804#	1825										
ALL02	1805#	1830										
ALL03	1806#	1835										
ALL04	1807#	1840										
ALL05	1808#	1845										
ALL06	1809#	1850										
ALL07	1810#	1855										
ASYNC	73#	526										
ATTRIB	1179	1266	4952#									
AUTOBT	3251#											
AVAILB	446	4919#										
AVAILT	4920#											
B.BSY	2514#											
B.CD	2516#	2943										
B.IO	2518#											
B.MSG	2515#	2922										
B.PAR	2520#	2940										
B.REQ	2517#	2938										
B.RST	2521#	2978										
B.SEL	2519#	2871										
BAKSPC	1345	1445#										
BASE	1132	1496	1508	1564	1571	1592	1623	4702	4950#			
BAUD	3303	4047#										
BAUD1	4053	4055#										
BAUD2	4057	4059#										

Appendix F

BAUDA	45#	523	3941	4056								
BAUDB	54#	507	3943	4058	4335							
BBASE	243	263#	266									
BBG	1503	1588	1616	1692#								
BELL	1344	1529#										
BELL1	1530#	1537										
BELLOF	66#	1533										
BELLON	67#	1530										
BELOW	171#	269	1162	4866								
BLOC	227#	271	563#	1164	1702#	3572	3663	3787	3958	3977	4003	4047
	4073	4135	4170	4190	4233	4254	4273	4299	4327	4387	4820	4861
	4868	4873#	4881									
BLOCAD	3554#	4259	4278									
BLOCK	3304	4254#										
BLOFC	102#	1534										
BLONC	101#	1531										
BLTIM	100#	1529										
BNDRY	1742#	1743	1744	1744								
BOOT	3302	3313	3787#									
BOOT1	3790#	3795										
BOOT2	3793	3801#										
BOOT3	3825	3834#										
BOOTBF	35#	132	3150	3834	3838	3902	3907	3910				
BOOTD	3803	3863#										
BOOTER	3808	3861#										
BOOTLD	34#	3837	3853									
BOOTS	3823	3855#	3899									
BOTPTR	4586	4595	4643	4652	4658	4662	4806#					
BRKFLG	4457#	4511	4513									
BRKKEY	4402#	4509										
BSEG	191#	239	270	1163	4867							
BSPACE	231#	270	270	270#	563	563	563#	682	682	1163	1163	1163#
	1702	1702	1702#	1738	1738	2416	2416	3127	3127	3143	3143	3238
	3238	3572	3572	3663	3663	3787	3787	3958	3958	3977	3977	4003
	4003	4047	4047	4073	4073	4135	4135	4170	4170	4190	4190	4233
	4233	4254	4254	4273	4273	4299	4299	4327	4327	4387	4387	4820
	4820	4861	4861	4867	4867	4867#	4873	4873	4873#	4878	4878	
BUFTOP	4410#	4679	4697									
C.BIN	2008#	2147	2187	2327								
C.FIVE	80#	3593	3596									
C.FLAW	2547#											
C.FLPY	2556#	3028										
C.FMAT	2544#	2887										
C.FTRK	2546#											
C.INIT	2552#											
C.KEYM	78#											
C.READ	2548#	2605	2747	3015								
C.RECAL	2541#	2862	3025									
C.RQSN	2543#											

C.RSYN	2542#																			
C.SASI	79#	3601																		
C.SEEK	2551#																			
C.TRAM	2573#																			
C.TRDY	2540#																			
C.TWO	2009#																			
C.VTRK	2545#																			
C.WRIT	2550#	2603	2633																	
C.WRPR	2549#																			
CCA	957	1131#	1298	1615																
CCA1	1134#	1646																		
CCA2	1135#	1136	1643																	
CCS	328	359	370#																	
CCS1	371#	378																		
CDD	2691	2740#																		
CDD0	2743	2745#																		
CDD1	2750#	2753																		
CDD2	2751	2754#																		
CFINIT	437#	443																		
CFT	2876	2935	2957#																	
CFTA	2959#	2960	3054																	
CHECK	3330#	4035	4214	4282																
CHK00	1794#	1820																		
CHK01	1795#	1825																		
CHK02	1796#	1830																		
CHK03	1797#	1835																		
CHK04	1798#	1840																		
CHK05	1799#	1845																		
CHK06	1800#	1850																		
CHK07	1801#	1855																		
CHRDEL	1398	1672#																		
CHRIN1	1661#	1665																		
CHRIN2	1660	1666#																		
CHRINS	1400	1652#																		
CHROM1	70#	1249																		
CHROM2	71#	1242	1246																	
CHRSAV	1168	1194	4953#																	
C.LOC	366	3268	3570#	3572	3572	3573	3663	3663	3663	3663	3663	3664	3778							
	3787	3787	3787	3788	3958	3958	3958	3958	3959	3977	3977	3977	3977							
	3978	4003	4003	4003	4004	4047	4047	4047	4048	4073	4073	4073	4073							
	4074	4135	4135	4135	4136	4170	4170	4170	4171	4190	4190	4190	4190							
	4191	4233	4233	4233	4234	4254	4254	4254	4255	4273	4273	4273	4273							
	4274	4299	4299	4299	4300	4327	4327	4327	4328	4387	4387	4387	4387							
	4388	4820	4820	4820	4820	4821	4861	4861	4861	4862	4862	4862	5007							
CLR1	1554#	1556																		
CLRBRK	4459	4512#																		
CLRCHR	4392#																			
CLREOL	1361	1397	1546#	1569																
CLREOS	1354	1396	1569#																	

CLRLIN	1504	1542#	1580	1607									
CLRS	90#	3618	4337	4427									
CLRS1	1571#	1581											
CLRS2	1578	1582#											
CLRSCN	1363	1410	1562#										
CMDSIZ	3328#												
CMDTAB	364	3260	3301#	3328									
CNFDPB	3057	3062	3075	3116#									
COLD	564#												
COMINP	595	3677#	3679	3725									
COMINS	594	3670#	3717										
COMOTS	597	3685	3693#	3744									
COMOUT	596	3685#	3686	3708	3734								
COMRES	234#	240	267#	270	563#	1163	1702#	4867	4873#				
COMROM	240#	270#	1163#	4867#									
CONFG	623#	3580											
CONFIG	584	620#											
CONIN	567#	3437	3440	3525	3656	4013	4147	4366	4460				
CONIOB	3701#	3707	3716	3724									
CONOUT	568#	3430	3433	3511	3528	3548	4014	4360	4363	4368	4373		
CONST	566#	3435	3654	4364	4448								
CONTRL	436	655	4965#										
CONTRL	1191	1325#											
CPB	3060	3074#											
CPB1	3077	3081#											
CPB2	3083#	3093											
CPB3	3102#	3113											
CR	86#	995	3244	3252	3353	3361	3386	3388	3438	3441	3537	3629	
	3635	3643	3650	3792	3794	3796	4007	4026	4028	4150	4354	4361	
	4369	4443	4538	4544	4550	4556	4827	4832	4836	4841	4847		
CRLF	3282	3341	3443	3536#	4090	4142							
CRTBAS	40#	1137	1465	1477	4708								
CRTD1	1179#	1315											
CRTD2	1173	1178	1191#										
CRTD3	1186	1190	1192#										
CRTD4	1203	1206#											
CRTDVR	1117	1167#											
CRTLDIR	581	1041#	3852	4089									
CRTMAX	39#	41	308										
CRTMEM	38#	39	40	305	307	308	385	426	428	1562			
CRTMV	1045	1077#											
CRTMVO	1071	1073	1078#										
CRTOF1	1020#												
CRTOFF	832	1018#	1078	1119	3278	3576							
CRTON	940	1010	1027#	1044	1115	3275							
CRTON1	1022#	1030											
CRTOUT	568	1091#											
CRTSTK	1042	1110	4975#										
CRTTOP	41#	1467	1475										

CSPACE	232#	270	563	563	682	682	1163	1163	1702	1702	1738	
	1738	2416	2416	3127	3127	3143	3143	3238	3238	3572	3572	3572#
	3663	3663	3663#	3663#	3787	3787	3787#	3787#	3958	3958	3958#	3958#
	3977	3977	3977#	3977#	4003	4003	4003#	4003#	4047	4047	4047#	4047#
	4073	4073	4073#	4073#	4135	4135	4135#	4135#	4170	4170	4170#	4170#
	4190	4190	4190#	4190#	4233	4233	4233#	4233#	4254	4254	4254#	4254#
	4273	4273	4273#	4273#	4299	4299	4299#	4299#	4327	4327	4327#	4327#
	4387	4387	4387#	4387#	4820	4820	4820#	4820#	4861	4861	4861#	4861#
	4867	4867	4867#	4873	4873	4878	4878					
CSRCHR	1195	1317	1320	4948#								
CTC	57#											
CTC0	58#	476										
CTC1	59#	480	675	991								
CTC2	60#	484										
CTC3	61#	488										
CTCVEC	409	478	4900#									
CTLSIZ	1370#											
CTLTAB	1330	1342#	1370									
CURSOR	425	1167	1192	4703	4947#							
CWP	2617	3004#										
DAY	615	4937#										
DAYTI	583#	2089	3052									
DAYTIM	583	615#										
DBL	4477	4640#										
DCTRL	2683	2735	3038#									
DEBUG	25#	29	30	123	128							
DEFCUR	1342	1434#										
DEFLPY	2837	3028#										
DEFLUN	2785	2828	3029#									
DELLIN	4391#											
DIRBUF	1793#	1819	1824	1829	1834	1839	1844	1849	1854			
DIRCUR	1005	1011	1014	4949#								
DIS1	1266#											
DISATR	1265#	1412										
DLN	4609#	4646										
DLN1	4613#	4615										
DLN2	4614	4616#										
DLN3	4620#	4635										
DLN4	4624	4630#										
DLOC	228#	564	682#	683	1163#	1703	1738#	1739	2416#	2417	3123#	3123
	3124	3127#	3128	3143#	3144	3238#	3239	3572#	4874	4878#	4881	
DMPFMT	3417	3419	3421	3515#								
DNCSR	1472#	1495	1579									
DOC	4533	4537	4543	4561#								
DPB5D	1943#											
DPB5S	1923#	3603										
DPB8D	1901#											
DPB8S	1882#	2388	2727									
DPBASE	1817#	2100	2677	3099								



DPBOFS	2011#	2109										
DPBRG4	1839	2450#	3095	3100								
DPBRG5	1844	2460#										
DPBRG6	1849	2470#										
DPBRG7	1854	2480#										
DPM	874	905#										
DRV TAB	1720	1782#										
DSKO	4080	4092#										
DSK1	4078	4095#										
DSK3	4113	4115#										
DSKCMD	3319	3324	4073#									
DSKDVR	1783	2018#	3048									
DSKERR	4109	4120#										
DSM4	2450#	2452	2453									
DSM5	2460#	2462	2463									
DSM6	2470#	2472	2473									
DSM7	2480#	2482	2483									
DSPACE	233#	270	563	563#	682	682#	682#	1163	1163#	1702	1702#	1738
	1738#	1738#	2416	2416#	2416#	3127	3127#	3127#	3143	3143#	3143#	3238
	3238#	3238#	3572	3572#	3663	3787	3958	3977	4003	4047	4073	4135
	4170	4190	4233	4254	4273	4299	4327	4387	4820	4861	4867	4873
	4873#	4878	4878#									
DSW	2169	2270#										
DTL	4489	4600#										
DTYPE	2324	2384#										
DUMP	3412#	3447	3996	4118								
DUMP2	3416#	3425										
DUMP3	3429#	3434										
DUMP4	3436	3443#										
DVRLMT	3129#											
EATKEY	3654#	3657										
ECHO	3357	3525#	4006	4025								
ECR	2915	2920	2923	2925	2949#							
EIRET	641#											
ENATR	1263#	1411										
ENTRY	241#	264	5025									
EOT	84#	3246	3296	3337	3376	3537	3546	3652	3867	3930	4123	4354
	4444	4472	4484	4641	4724	4849						
ERR	383	385#										
ERR1	318	320	382#									
ERR2	329	384#										
ERR3	388#	391										
ERRM1	382	394#	400									
ERRM2	384	397#										
ERRML	385	386	400#									
ESC	89#	3619	3926	3928	4339	4429	4472	4484	4641	4722		
ESCADR	1396#											
ESCAPE	1364	1422#										
ESCTAB	1222	1377#	1394									

F12

ESCTBL	1223	1394#					
EXPVEC	4915#						
FALSE	23#	25					
FALUN	2525#	2762	2764				
FASTCRT	569	1096	1109#	3710	3738	4082	4755
FBLUN	2526#	2763					
FCLUN	2527#						
FDLUN	2528#	2765					
FIFCNT	417	689	769	814	4907#		
FIFIN	823	4908#					
FIFO	774	4906#					
FIFOUT	771	4909#					
FILL	3307	4233#					
FILL1	4238#	4244					
FIRST	2669	3045#	3050				
FIRST1	3057#	3066					
FIRST2	3061	3069#					
FLOP1	2025#	2080					
FLOP2	2042	2046	2048#				
FLOP3	2060	2063#					
FLOP4	2069#	2072					
FLOP5	2029	2035	2075#				
FLPFRM	2836	3031#					
FM.DD	2001#	2003	2370	2391			
FM.DDDS	2568#	2702	2765				
FM.DDSS	2003#	2325					
FM.DS	2000#	2379					
FM.FV	2002#	2329	2394				
FM.HARD	2569#	2766	2767	2768	2769	2805	3005
FM.SDDS	2566#	2763					
FM.SDSS	2565#	2762					
FM.SZ	2562#	2705					
FM.UN	1999#	2003	2366	2367	2371		
FM.WR	2563#						
FMDD	2561#	2703	2709				
FMDDSS	2567#	2764	2807				
FMDS	2560#	2686	2817				
FORCE	4394#	4626					
FORSPC	1349	1453#					
GCA	2860#	2889					
GCA0	2864	2866#					
GCA1	2873#	2877					
GCA2	2875	2878#					
GCAA	2866	2867#	3055				
GCP	4469	4481	4702#				
GCP1	4711#	4712					
GENVEC	4902#						
GETHEX	3395	3456#					
GETHLP	3351#	3359					

Appendix F

GETLIN	3249	3356#					
GETSEL	582	630#					
GLIN1	3357#	3369	3380				
GLIN4	3364	3373#					
GNUM1	3459#	3469					
GNUM3	3464#						
GOLD	1122#	1170	1276	1318	1498	1666	1682
GOTO	3308	3958#					
GPIOCA	51#	531					
GPIOCB	53#	536					
GPIODA	50#	3755					
GPIODB	52#	541	3756	3758	3760	3768	
HELP	3301	4820#					
HELPKEY	94#	3358	3526				
HEXBIN	3467	3476#	4016	4029			
HOME	574	3186#	3820				
HOMEUP	1367	1440#					
HOMSCR	4393#	4472	4484				
HRS	4940#						
ICC	2293	2298#					
ICCS	2622	2748	2838	2886#	2986		
ICCS1	2891#	2894					
IDLE	598#	702	722	732	2305	2957	
IN1	4142#	4159					
IN2	4145#	4149					
IN3	4151	4156#					
IN4	4153	4158#					
INCMD	3310	4135#					
INDEX	772#	824					
INSLIN	4390#						
INTAB	330	404#					
INTSTK	796	841	922	4926#			
IOBDVR	3663#	3848					
IOBDVS	447	3775#	3778	3850			
IOBLOC	447	2413#	3666	3775	3849		
IOBYTE	33#	3701	3732	3742	3898	3949	
IOCONI	590	3724#					
IOCONO	591	3707#					
IOCONS	589	3716#					
IOLIST	592	3732#					
IOLSTS	593	3742#					
IPOINT	4770	4778	4787	4809#			
ISC	2218	2291#	2344	2363			
JPIX	3289	3299#	3970				
KBDCTL	65#	469					
KBDDAT	64#	349	800				
KBDIN	567	703#	3727				
KBDIN1	702#	704					
KBDST	566	689#	703	3719			

F14

KBMASK	708#	3681											
KDNLIN	4397#	4479											
KEY1	806	812#											
KEY2	803	814#											
KEY3	816	827#											
KEY4	829#	831											
KEY5	811	813	821	826	834#								
KEYSRV	406	794#											
KUPLIN	4396#	4467											
LAST	3983	3997	4961#										
LASTFM	2684	2831#	2832	2952									
LBL	4488	4657#											
LBL1	4667	4672#											
LCP	3847	3897#											
LCP1	3903	3908#											
LCP2	3915	3918#											
LCP3	3933#	3939											
LCPA	3922	3927#											
LCPB	3924	3929#											
LDIR1	1047#	1075											
LDIR2	1046	1048#											
LDIR3	1053	1055#											
LDIRX	1684	1695#											
LEADIN	1171	1325	4951#										
LF	85#	993	3244	3537	3629	3630	3635	3643	3650	4354	4362	4371	
	4400	4443	4542	4554	4569	4575	4827	4832	4837	4841	4848		
LFEED	1189	1347	1489#										
LINBUF	1057	1065	1693	3247	3251	3283	3352	3354	3789	4076	4111	4580	
	4672	4946#											
LIND1	1593#	1603	1605										
LIND2	1595	1606#											
LIND3	1607#	1638											
LINDEL	1399	1587#											
LINI1	1624#	1635											
LINI2	1627	1629#											
LINI3	1625	1636#											
LININS	1401	1613#											
LOCALF	4400#	4499											
LOWLITE	72#	1239											
LSTATT	1147#	1154											
LTL	4476	4574	4580#										
LUN	2784	3034#											
LX1984	32#	358	361										
M3TST	1288	1300#											
M4TST	1301	1312#											
M5TST	1313	1317#											
MASK	620	709#	1174	1274									
MDATA	3333	3341#	4005										
MDMP1	3983#												

Appendix F

## Appendix F

MDMP2	3980	3984#											
MDMP3	3982	3987#											
MDMP3A	3991#	3993											
MDMP3B	3985	3996#											
MEMDMP	3305	3977#											
MESSAGE	4991#	5011	5012	5013	5014	5015	5016	5017	5018	5019	5020	5021	
	5022												
MIL0	944	953#											
MIL01	964#	969											
MIL02	968	970#											
MILL1	952	975#											
MILL2	937	982#											
MILL3	989	993#											
MILL4	984	995#											
MILL5	994	996#											
MILL6	932	935	981	998#									
MILLI	410	920#											
MILSEC	925	927	4930#										
MINS	4941#												
MLU	2609	2670	2778#										
MODE	1247	1250#											
MODE1	1244	1251#											
MONITR	37#	228	310	354	355	3572	3663	3787	3845	3958	3977	4003	
	4047	4073	4135	4170	4190	4233	4254	4273	4299	4327	4387	4411	
	4820	4861	4875	4881									
MONTH	4938#												
MOVLN	243	266#											
MPA	2620	2745	2801#										
MPA1	2808	2814#											
MPA2	2812	2816#											
MPA21	2821	2823#											
MPA22	2818	2826#											
MPA3	2835	2840#											
MPA4	2847#	2848											
MPA5	2806	2849#											
MTRADR	2091	2132	2133#	2152									
MULTI	1211#	1326											
NBLK	3037#												
NMI	1983#	2261	2264	2280									
NONO	1351	1352	1353	1355	1356	1357	1358	1359	1360	1362	1365	1366	
	1424#												
NT4	2428#	2450	2450										
NT5	2429#	2460	2460										
NT6	2430#	2470	2470										
NT7	2431#	2480	2480										
NTRK5	2006#	2190											
NTRKB	2005#	2188											
NULINT	588	598	778#										
NUMCON	435	443#	648	4965									

NUMUNT	2653#												
O.AUTO	107#	128											
O.BAUD	111#	4041											
O.DDVR	110#	123	3783										
O.DISK	116#	124	4066										
O.ESCT	117#	123	128	1218	1341	4338	4428	4471	4483				
O.FILL	119#	125	4229										
O.HELP	108#	4815											
O.INPC	112#	4129											
O.MOVE	120#	3551	4250										
O.OUTC	113#	4164											
O.PROT	109#	4295											
O.RAMT	115#	126	4184										
O.RESV	106#	124											
O.TERM	121#	3637	4379										
O.TYPE	118#	3645	4323										
O.VERF	114#	125	3551	4269									
OPCODE	2606	2621	2632	2746	3014	3033#							
OPOINT	4775	4786	4801	4810#									
OPTIONS	123#	124#	124	125#	125	126#	126	128#	1218	1341	3551	3637	
	3645	3783	4041	4066	4129	4164	4184	4229	4250	4269	4295	4323	
	4338	4379	4428	4471	4483	4815							
OUTCMD	3316	4170#											
OUTCRT	4565	4627	4632	4754#									
OUTCUR	580	1010#											
OUTPUT	3500	3511#	4222										
OVERLAY	183#	3571	3662	3786	3957	3976	4002	4046	4072	4134	4169	4189	
	4232	4253	4272	4298	4326	4386	4819	4860					
P.ACKN	146#												
P.AUTO	151#	542											
P.ONLN	147#												
P.RDYI	148#												
P.RDYO	149#	3770											
P.STRB	150#	542	3757	3759									
P2L	2762#	2778											
PARA0	3383#	3389											
PARA1	3390#	3403	3405										
PARA2	3394#												
PARA4	3397#												
PARAM1	3286	3397	4099	4957#									
PARAM2	3287	4958#											
PARAM3	3288	4959#											
PARAM4	3969	4116	4960#										
PARAMS	3284	3384#											
PASS8	4389#												
PHEX	2583#	3046											
PHYCMD	3145#	3223	3856										
PHYDMA	3150#	3215											
PHYDRV	3147#	3161	4100										

Appendix F

PHYSEC	3149#	3214											
PHYTRK	3148#	3193	3832										
PHYUNT	3146#												
PI01	3762#	3763											
PI0AD	2502#	2506											
PI0AS	2501#	2502	2503	2504	2999								
PI0BD	2504#	2507	2508										
PI0BS	2503#	2975	2977										
PI0OUT	3735	3752#	3753										
PI0ST0	3745	3752	3768#										
PK1	4449	4456#											
PK11	4462	4467#											
PK12	4468	4479#											
PK13	4476	4490#											
PK14	4480	4491#											
PK15	4492	4495#											
PK16	4496	4499#											
PK17	4500	4503#											
PK18	4494	4498	4502	4506#									
PK19	4504	4509#											
PMSG	2577#	3048											
PNEXT	3243	3292	3334	3374	3536	3542#	3549	3617	3861	3925	4120	4336	
	4426	4470	4482	4640	4721	4822							
PORTS	4424	4517	4729	4730#									
PRC	4451	4530#											
PRINTX	4999#												
PRMT1	3267	3281#											
PROMPT	565	3241#	3253	3290	3297								
PROT1	4302	4312#											
PROT2	4315	4317#											
PROTO	3317	4299#											
PRS	276#	326	392	611									
PRS1	278#	279											
PRS2	311#	324											
PRS3	331#	340											
PRS4	342#	348											
PRS5	360	368#											
PRVATT	1153#	1155											
PUT2HS	3344	3424	3505#	3971	4144	4146							
PUT2HX	3488#	3503	3505										
PUT2J	3339	3344#											
PUT4HS	3342	3413	3502#	3972									
PUTNIB	3493	3495#											
RAM	36#	355	448	4894	4970	5007							
RBASE	353	4868#											
RCP	4490	4721#											
RCPA	4716	4723#											
RDC	2018	2149	2225	2294#	2354								
RDID	2234	2243#	2375										

ROID1	2251	2255#						
RDONLY	3008#	3068						
RDOP	2021	2056#						
RDWR	3200	3213#						
RDWRA	2063	2071#						
RDWRS	2065#	2199						
READ	576	3204#	3835	3908				
RECAL	2236	2286#	2334					
RECLUN	3026#							
REMOVE	706	769#						
RESET	2860	2950	2972#	2983				
RESLEN	4875#							
RESTART	564	607#						
RESTOP	4874#							
RETINS	827	901#						
RETURN	1350	1482#	1542	1692				
RETV1	636	640#						
RETVL	616	626	634#					
RETZR	2228#	2323	2337					
REV	16#	625	3623	3623	3623			
RFI	835	896#	998					
RGDBUF	2497#	3074	3119					
RGLUN	2529#	2766	2767	2768	2769			
RGRECAL	2985	3025#						
RIGDPB	2412#	3602						
RMTALF	4399#	4503						
RMTTOG	4398#	4495						
ROM	29#	227	563	1702	4873	4887	4888	5003
ROMSIZ	30#	244	327	4887	4888	5003		
ROMTOP	4881#	4887	4888	5003				
RQTOP	3131#							
RSE	2213	2233#						
RSE1	2235	2238#						
RSTATT	1146#	1343						
RSTHL	281	4978#						
RSTPC	283	4979#						
RSTSP	280	4977#						
RTK4	2450#	2458						
RTK5	2460#	2468						
RTK6	2470#	2478						
RTK7	2480#	2488						
RX1984	31#	357	361	367				
S.AUTOL	4406#	4501	4540					
S.AUTOR	4407#	4505	4552					
S.LECHO	4404#	4464	4493					
S.RECHO	4405#	4497	4531					
SA1403	2595#	3058						
SASO	2604	2606#						
SASOA	2596#	2643						



Appendix F

SAS1	2634	2637#												
SAS2	2618	2636	2638#											
SASIC	2507#	2872	2879	2979	2981									
SASID	2506#	2870	2890											
SASIDL	3121#	3123	3604											
SASIS	2508#	2873	2921	2937										
SASSTR	2420#	3121												
SAVSTK	795	840	899#	921										
SCROLL	56#	304	1509	1565										
SCRPR	95#	802												
SEARCH	1224#													
SECLN	2631#	2801												
SECS	857	4942#												
SEEK	575	3192#												
SEEK0	2215#	2227												
SEEK1	2214	2222#												
SEEK2	2221	2223#												
SEEK3	2211	2225#												
SEEKX	2033	2178#												
SEGA	241#	271#	1164#	4868#										
SEGMENT	199#	270	563	682	1163	1702	1738	2416	3127	3143	3238	3572		
	3663	3787	3958	3977	4003	4047	4073	4135	4170	4190	4233	4254		
	4273	4299	4327	4387	4820	4861	4867	4873						
SEK0	2189	2191#												
SEK1	2185	2194	2199#											
SEL1	3160	3177	3181#											
SEL1W	2151#	2159	2163											
SEL2	2159#	2160	2162											
SEL3	2144	2148	2164#											
SELDEN	2130	2169#												
SELDNS	2168#	2180												
SELEC	2023	2085#												
SELECT	573	3158#	3811											
SELER1	2661#													
SELERR	1782	1873#	2087	2105										
SELTAB	365	630	1713	1754#	3608	3878								
SELTBL	3162	3231#												
SELUNT	2028#	2120#	2322											
SERVICE	785#	794	839	920										
SETBLI	1242#	1405	1407											
SETBRK	4515	4517#												
SETCOL	1302#													
SETCON	586	646#												
SETCUR	579	1005#												
SETGRA	1249#	1406												
SETINV	1246#	1404												
SETLOW	1152	1239#	1403											
SETMSK	1271#	1408	1409											
SETPRV	1151#	1240	1251											

SETROW	1292#	1441				
SETXY	1283#	1402				
SETXY1	1215	1287#				
SIGN1	3591#	3591				
SIGN2	3595	3598#				
SIGN3	3582	3601#				
SIGN3A	3610#	3615				
SIGN4	3578	3600	3607	3617#		
SIGNON	368	3575#				
SIM	2749	2906	2913	2993#		
SIOBUF	4411#	4412	4774	4800	4809	4810
SIOCPA	48#	513	3670	3677	3693	4420
SIOCPB	49#	495	714	741	742	4423
SIODPA	46#	3680	3688	4420		
SIODPB	47#	725	735	949	996	4423
SIOI1	4799	4801#				
SIOIN	571	723#	754	3728	4358	
SIOINI	722#	724				
SIOINC	4530	4795#	4796			
SIOINP	4735#	4736				
SIOINS	4729#	4735	4742	4764		
SIOIST	4450	4785#	4795			
SIOMSK	437	744#	3945	4308		
SIOOT	4526	4549	4555	4746#		
SIOOT1	4747#	4748				
SIOOUT	572	730#	3712	3737	4367	4372
SIOPL	4754	4757	4763#	4785		
SIOPL1	4773	4775#				
SIOPL2	4777	4779#				
SIOPL3	4765	4780#				
SIORD1	747	750#				
SIORD2	757	761#				
SIORD3	753	759	762#			
SIORDT	4742#	4747				
SIORDY	585	731	740#	934	3746	
SIOST	570	714#	723	752	3720	4356
SIOVAL	438	746#	3947	4311		
SIOVEC	499	4899#				
SIOX1	731#	733				
SLDDEN	69#					
SLERR	3133#					
SLSDEN	68#					
SMF	2103	2322#				
SMFO	2328	2330#				
SMFOA	2334#	2368				
SMF1	2348#	2353				
SMF1A	2351	2356#				
SMF1B	2365	2370#				
SMF2	2360	2371#				

Appendix F

SMF4	2376	2378	2383#											
SMFA	2126	2380	2381#											
SMFS	2655	2669#												
SMFS1	2689#	2704	2706											
SMFS1A	2701	2703#												
SMFS2	2695	2707#												
SMFS3	2710	2712#												
SMFS4	2699	2733#												
SMFSA	2689	2697#												
SMP	1593	1629	1642#											
SNDLOC	4465	4537#												
SNDRMT	4463	4532	4549#											
SOFT	599	695#												
SOFTV	599#	2079	2642											
SOM	2868	2998#												
SOM1	2994	2999#												
SPACE	3414	3426	3509#	3517										
SPACT	671	804	808	929#	976	983								
SPADDR	947#	975												
SPARE	4970#													
SPARE1	441	4967#												
SPARE2	442	4968#												
SPARND	4972#													
SPCNT	673	810	942#	945	971									
SSELEC	2599	2651#												
SSP	587	670#	812											
STACK	325	3242	4982#											
START	3572#													
STATUS	4446	4804#												
STC	2068	2244	2260#											
STEPR	2292#	2333												
STEPRT	440	3599	3920	4932#										
STOP	4861#													
STPADR	2093	2330	2331#											
STUFF	1368	1428#												
SWAP	3807	3876#												
SWAP1	3885#	3892												
SYNC	74#													
SYSCTL	63#	458	464	3585	3587									
SYSPIO	62#	461	608	610	851	853	938	980	1019	1022	1028	1048		
	1061	1063	1074	1112	1254	1258	2510#	3272	3588	3592				
SYSVEC	405	471	4901#											
TAB	1346	1515#												
TDI	2635	2906#												
TDO	2637	2899#												
TERM	3309	4387#												
TERM1	4418	4420#												
TERM2	4422	4424#												
TERM3	4448#	4452												

TEST	3325	4190#											
TEST1	4199#	4223											
TEST2	4201#	4208											
TEST3	4211#	4219											
TIKCNT	844	846	4931#										
TIMER	412	839#											
TIMER1	850	854#											
TIMER2	858#	863											
TIMER3	860	867	882	888	892#								
TIMOU	2010#	2131	2155										
TIMOUT	848	4933#											
TLOC	229#	3572#	3572	3572	3663#	3663	3663	3787#	3787	3787	3958#	3958	
	3958	3977#	3977	3977	4003#	4003	4003	4047#	4047	4047	4073#	4073	
	4073	4135#	4135	4135	4170#	4170	4170	4190#	4190	4190	4233#	4233	
	4233	4254#	4254	4254	4273#	4273	4273	4299#	4299	4299	4327#	4327	
	4327	4387#	4387	4387	4820#	4820	4820	4861#	4861	4861	4881		
TOPPTR	4581	4585	4600	4604	4664	4668	4671	4807#					
TPAL	230#	3663	3663#	3787	3958	3958#	3977	4003	4047	4073	4135	4170	
	4190	4233	4254	4273	4299	4327	4387	4820	4820#	4861	4862	4867	
	5007												
TPAMAX	3270	4862#											
TRKTB	2122	2408#											
TRMBUF	4409#	4410	4684	4691	4806	4807							
TRMSTK	4412#	4425											
TRN5	2393	2402#											
TRN6	1865#	2396	2711										
TRUE	22#	23											
TTC	2073	2249	2278#										
TTCA	2262	2279#											
TYPO	4330	4336#											
TYP1	4356#	4365	4370	4374									
TYP2	4357	4364#											
TYPE	3321	4327#											
TYPTOG	4401#	4491											
UPCSR	1348	1462#											
UPDATE	208#	270	563	682	1163	1702	1738	2416	3127	3143	3238	3572	
	3663	3787	3958	3977	4003	4047	4073	4135	4170	4190	4233	4254	
	4273	4299	4327	4387	4820	4861	4867	4873	4877				
USRSEC	588#	847											
USRSTK	1041	1079	1109	1123	1124#	1501							
VECTAB	351	4898#											
VERCMD	3323	4273#											
VERF1	4281#	4289											
VERF2	4279	4287#											
VIEW	3306	3314	4003#										
VIEW0	4005#	4039											
VIEW1	4012	4016#											
VIEW2	4027	4033#											
VIEW3	4015	4034#											

VIEW4	4008	4036#										
VIEW5	4010	4038#										
WARM	565#	833	3655	3846								
WASTED	1741#											
WCC	2754	2839	2900	2902	2908	2913#	2987					
WD1797	55#	3590	3598									
WDCR	1988#	2267	2298	2346								
WDDD	1994#	2171	2338									
WDDT	1991#	2216	2266	2342								
WDSO	1993#	2173	2361									
WDSL	1992#	2136	2141	2186	2203	2207	2326	2372	2374			
WDSN	1990#	2048										
WDSR	1987#	2157	2164	2306	2349							
WDTR	1989#	2209	2253									
WFR	2750	2891	2899	2907	2914	2919	2935#	2939				
WFR1	2936	2941	2945#									
WFRA	2942#											
WHAT	3250	3256	3292#	3311	3312	3315	3318	3320	3322	3326	3327	
WLP	4603	4661	4670	4689#								
WOC	2282	2302#										
WOC1	2303#	2304										
WOC2	2305#	2308										
WRITE	577	3199#										
WUP	4584	4594	4651	4678#								
XCKS	243#											
XCKS1	246#	253										
XOFF	88#	756	758									
XOFFLG	761	763#										
XON	87#	758										
XONENB	439	751#	3918	4317								
XQDVR	578	1709#	3225									
XQPHYS	3173	3223#	4106	4115								
XSELERR	2660#											
YEAR	4939#											
Z.BAUA	140#	141	3940									
Z.BAUB	141#	142	3942									
Z.IOBT	142#	3948										
Z.KEYM	134#	135	3923									
Z.SCRA	132#	133	3921									
Z.SIOA	135#	136	3931									
Z.SIOB	136#	137										
Z.SIOM	137#	138	3944									
Z.SIOV	138#	139	3946									
Z.STPR	133#	134	3919									
Z.XONP	139#	140	3913									

**Notes**

Quick, Fast Cold Start Loader MACRO-80 3.44 09-Dec-81

```

1      Title Quick, Fast Cold Start Loader
2
3      ::: Quick, Fast Cold Start Loader.
4      ;
5      ; Copyright (C) 1982, Balcones Computer Corporation.
6      ;
7      .z80
8
9      F02A      Xqdrv equ 0f02ah      ;Physical Driver Executioner
10     0004      cdisk equ 00004h     ;current user/disk
11
12     0000      cseg
13     0000      bios equ $           ;origin of bios above ccp & bdos
14
15     .phase 80h
16
17     0080      phycmd equ $
18     0081      phyunt equ $+1
19     0082      phydrv equ $+2
20     0083      phytrk equ $+3
21     0085      physec equ $+5
22     0087      phydma equ $+7
23
24     ;; quick, fast loader.
25     ;
26     ; Entry: A = Sectors per Track
27     ;         DE = Address of Physical Command Block that loaded QFD
28     ;
29     0080      EB      qfs: ex de,hl      ;transfer command block
30     0081      01 0005 ld bc,physec-phycmd
31     0084      ED B0   ldir                ;woe be unto he who changes qfs
32     0086      21 0005 ld hl,ldrtbl-5      ;set loader control table address
33     0089      0E 05   ld c,5           ;set table entry size
34     008B      09      qfs1: add hl,bc     ;advance table address
35     008C      BE      cp (hl)          ;match with loader control table entry
36     008D      38 FC   jr c,qfs1       ;if match not found yet
37     008F      C0      ret nz          ;if entry not in table
38     0090      23      inc hl
39     0091      4E      ld c,(hl)       ;set track offset+1
40     0092      23      inc hl
41     0093      ED A0   ldi                ;move starting sector, adjust track offset
42     0095      AF      xor a
43     0096      12      ld (de),a       ;clear upper sector
44     0097      7E      ld a,(hl)      ;set number of sectors
45     0098      23      inc hl
46     0099      6E      ld l,(hl)      ;set (sector size)/4-1
47     009A      23      inc hl         ;sector size / 4
48     009B      29      add hl,hl
49     009C      29      add hl,hl
50     009D      EB      ex de,hl       ;set sector size in DE
51     009E      2A 0083 ld hl,(phytrk) ;add track offset
52     00A1      09      add hl,bc
53     00A2      22 0083 ld (phytrk),hl
54     00A5      47      ld b,a         ;set number of sectors
55     00A6      7A      ld a,d         ;check sector size
56     00A7      21 FF80 ld hl,bios-80h ;set starting address

```

```

57 00AA B7 or a
58 00AB 20 01 jr nz,qfs3 ;if big sectors
59 00AD 19 add hl,de ;advance transfer address
60 00AE 22 00B7 qfs2: ld (phydma),hl
61 00B1 D9 qfs3: exx ;switch register sets
62 00B2 21 00B0 ld hl,phycmd or qfs;set physical command address
63 00B5 CD F02A call Xqdrv ;execute driver read
64 00B8 21 00B5 ld hl,physec ;advance sector
65 00BB 34 inc (hl)
66 00BC D9 exx ;switch back
67 00BD B7 or a
68 00BE C0 ret nz ;if boot error
69 00BF 10 EC djnz qfs2 ;if cold start not complete
70 00C1 32 0004 ld (cdisk),a ;start out in A: user 0
71 00C4 21 0003' ld hl,bios+3 ;warm start after signon
72 00C7 E5 push hl
73 00C8 21 00F6 ld hl,sernum
74 00CB 11 00DA ld de,ldrtbl
75 00CE 0E 0A ld c,sernml
76 00D0 ED B0 ldir
77 00D2 12 ld (de),a
78 00D3 13 inc de
79 00D4 3E C9 ld a,0c9h
80 00D6 12 ld (de),a
81 00D7 CD 0000' call bios ;execute cold start loader
82
83 ;; Loader Control Table.
84 ;
85 ; Entries Must be in sort order
86 ;
87 ; db sectors per track
88 ; offset+1 from boot track
89 ; starting bios sector
90 ; number of bios sectors
91 ; sector size/4-1
92 ;
93 00DA 34 02 16 04 ldrtbl: db 52,1+1,22,4,256/4-1 ;8" Double Density
94 00DE 3F db 34,2+1,05,4,256/4-1 ;5" Double Density
95 00DF 22 03 05 04 db 26,1+1,20,7,128/4-1 ;8" Single Density
96 00E3 3F db 18,2+1,10,7,128/4-1 ;5" Single Density
97 00E4 1A 02 14 07 db 00,0+1,22,4,256/4-1 ;Any SASI Rigid Disk
98 00E8 1F
99 00E9 12 03 0A 07
100 00ED 1F
101 00EE 00 01 16 04
102 00F2 3F
103 00F3 00 db 00 ; End of table
104
105 if $ gt 100h-10
106 .printx * Too Big *
107 else
108 if $ eq 100h-10
109 .printx + Perfect Fit +
110 else
111 00F4 ds 100h-10-$,-1
112 endif

```



```
113                    endif
114
115                    ;;    Serialization.
116                    ;
117    00F6    20 44 43 2A    sernum: db    'DC*****'            ;Manufacturing serial number here
118    00FA    2A 2A 2A 2A
119    00FE    2A 2A
120    000A                    sernml equ    $-sernum
121
122                    if       $ ne 100h
123                    .printx * Serial Number Out of Place *
124                    endif
125                    .dephase
126
127                    end
```

Quick, Fast Cold Start Loader    MACRO-80 3.44    09-Dec-81

Macros:

Symbols:

0000	BIOS	0004	CDISK	00DA	LDRTBL
0080	PHYCMD	0087	PHYDMA	0082	PHYDRV
0085	PHYSEC	0083	PHYTRK	0081	PHYUNT
0080	QFS	008B	QFS1	00AD	QFS2
00AE	QFS3	000A	SERNML	00F6	SERNUM
F02A	XQDVR				

No Fatal error(s)

Appendix G

BIOS	13#	56	71	81
CDISK	10#	70		
LDRTBL	32	74	93#	
PHYCMD	17#	30	62	
PHYDMA	22#	60		
PHYDRV	19#			
PHYSEC	21#	30	64	
PHYTRK	20#	51	53	
PHYUNT	18#			
QFS	29#	62		
QFS1	34#	36		
QFS2	59#	69		
QFS3	58	60#		
SERNML	75	120#		
SERNUM	73	117#	120	
XQDVR	9#	63		

**Notes**

XEROX 820-II BIOS  
Bios Jump Table

MACRO-80 3.44 09-Dec-81

```

1          subttl Bios Jump Table
2          title XEROX 820-II BIOS
3
4          ;; XEROX 820+ Rom Resident Bios Jump Table.
5          ;
6          ; Copyright 1981, Balcones Computer Corporation.
7          ;
8          .z80
9
10         0000' C3 00F1' bios: jp cboot ;cold start
11         0003' C3 0069' bwboot: jp wboot ;warm start
12
13         0006' C3 F04B bconst: jp const ;console status
14         0009' C3 F04E bconin: jp conin ;console character in
15         000C' C3 F051 bconot: jp conout ;console character out
16         000F' C3 F054 bprint: jp list ;list character on printer
17         0012' C3 F060 bpunch: jp punch ;punch
18         0015' C3 F05D breadr: jp reader ;reader
19
20         0018' C3 01B6' bhome: jp home ;move head to home position
21         001B' C3 0154' bseld: jp seldsk ;select disk
22         001E' C3 01B9' bsett: jp settrk ;set track number
23         0021' C3 01BE' bsets: jp setsec ;set sector number
24         0024' C3 01C3' bsetd: jp setdma ;set dma address
25         0027' C3 01EB' bread: jp read ;read a record
26         002A' C3 01F3' bwrit: jp write ;write a record
27
28         002D' C3 F057 bprnts: jp listst ;printer ready status
29         0030' C3 01C8' bsctrn: jp sectrn ;sector translate
30
31         0033' B1 initio: db 10000001b ;Initial I/O Byte
32
33         Subttl Cold and Warm Start Module
34         page

```

```

35
36
37     0E00      bdosln equ    0e00h          ;Length of CP/M v 2.2 BDOS
38     0800      ccplen equ    0800h          ;Length of CP/M v 2.2 CCP
39     0004      cdisk equ    4              ;Current user/disk
40     002C      nsects equ    (ccplen+bdosln)/128      ;number of sectors for ccp + bdos
41     0062      rev equ    'b'
42
43     ;;        Wboot - Warm Start CP/M.
44     ;
45     0034'     3E C3          wbt5:  ld      a,0c3h          ;plant jumps
46     0036'     21 F206'      ld      hl,bios-bdosln+6
47     0039'     BE           cp      (hl)
48     003A'     20 1C          jr      nz,wbtterr.        ;if no jump to bdos
49     003C'     32 0000      ld      (0),a
50     003F'     32 0005      ld      (5),a
51     0042'     22 0006      ld      (6),hl            ;set address of jump to bdos
52     0045'     21 0003'      ld      hl,bwboot         ;set warm boot address
53     0048'     22 0001      ld      (1),hl
54     004B'     ED 4B 0004      ld      bc,(cdisk)        ;set current disk / user
55     004F'     21 EA00'      ld      hl,bios-bdosln-ccplen ;Enter CCP
56     0050'     0050'      wbtcom equ    $-2          ;patch to "03" to disable warm boot command
57     0052'     3E 03          ld      a,3
58     0054'     32 0050'      ld      (wbtcom),a
59     0057'     E9           jp      (hl)
60
61     0058'     CD 0115'      wbtterr: call    pmsg          ;display error message
62     005B'     0D 0A 42 6F      db      13,10,'Boot Err',0
63     005F'     6F 74 20 45
64     0063'     72 72 00
65     0066'     CD 0009'
66     0069'     31 0100      wboot:  ld      sp,100h      ;use external stack
67     006C'     CD 013F'      call    dboot            ;inform deblocker
68     006F'     4F          ld      c,a              ;(zero) select A:
69     0070'     3E 2C          ld      a,nsects         ;set number of sectors to read
70     0072'     32 00D0'      ld      (seccnt),a       ;set sector counter
71     0075'     21 E980'      ld      hl,bios-bdosln-ccplen-128
72     0078'     22 013B'      ld      (dmabas),hl      ;set base track dma address
73     007B'     CD 001B'      call    bseld            ;select boot drive (A:)
74     007E'     7C          ld      a,h
75     007F'     B5          or      l
76     0080'     28 D6          jr      z,wbtterr
77     0082'     23          inc     hl                ;point to high translate address
78     0083'     7E          ld      a,(hl)
79     0084'     32 0122'      ld      (xlate),a
80     0087'     E5          push   hl
81     0088'     0E 00          ld      c,0              ;translate sector zero
82     008A'     CD 0121'      call    mls
83     008D'     79          ld      a,c
84     008E'     32 0133'      ld      (transz),a       ;set sector zero translate value
85     0091'     E1          pop    hl
86     0092'     11 0009      ld      de,10-1          ;offset to dpb
87     0095'     19          add    hl,de
88     0096'     4E          ld      c,(hl)           ;get dpb address
89     0097'     23          inc    hl

```

```

90      0098'  46          ld      b,(hl)
91      0099'  0A          ld      a,(bc)          ;get low sectors per track
92      009A'  32 00DC'   ld      (spt),a
93      009D'  21 000D'   ld      hl,13
94      00A0'  09          add     hl,bc
95      00A1'  4E          ld      c,(hl)          ;get reserved tracks
96      00A2'  23          inc     hl
97      00A3'  46          ld      b,(hl)
98      00A4'  0B          dec     bc
99      00A5'  1E 01      ld      e,1          ;set sector 1
100     00A7'  B7          or      a          ;test low sectors per track
101     00A8'  28 06      jr      z,wbt1      ;if rigid disk
102     00AA'  4A          ld      c,d          ;set track 0
103     00AB'  FE 1B      cp      26+1
104     00AD'  38 01      jr      c,wbt1      ;if single density 8" or 5"
105     00AF'  4B          ld      c,e          ;double density starts on track 1, sector 1
106     00B0'  C5          wbt1:  push   bc
107     00B1'  D5          push   de
108     00B2'  CD 001E'   call   bsett        ;save starting sector
109     00B5'  C1          pop    bc           ;position disk
110     00B6'  C5          wbt2:  push   bc
111     00B7'  CD 0121'   call   mls          ;save sector
112     00BA'  E5          push   hl           ;map logical sector
113     00BB'  CD 0021'   call   bsets        ;save address
114     00BE'  C1          pop    bc           ;set sector
115     00BF'  21 FFFE'   ld      hl,bios-2
116     00C2'  ED 42      sbc    hl,bc
117     00C4'  38 12      jr      c,wbt3      ;if within bios
118     00C6'  CD 0024'   call   bsetd        ;set dma address
119     00C9'  CD 01EB'   call   read         ;read next sector
120     00CC'  B7          or      a
121     00CD'  20 89      jr      nz,wbterr   ;if load error
122     00CF'  3E 00      ld      a,0         ;update sectors read counter
123     00D0'          secCnt equ    $-1
124     00D1'  3D          dec    a
125     00D2'  32 00D0'   ld      (secCnt),a
126     00D5'  CA 0034'   jp     z,wbt5      ;if end of load
127     00D8'  C1          wbt3:  pop    bc
128     00D9'  0C          inc    c
129     00DA'  79          ld     a,c
130     00DB'  FE FF      cp     -1
131     00DC'          spt    equ    $-1
132     00DD'  20 D7      jr     nz,wbt2     ;if not end of track
133     00DF'  41          ld     b,c
134     00E0'  2A 013B'   ld     hl,(dmabas) ;advance base dma address
135     00E3'  11 0080'   ld     de,128
136     00E6'  19          wbt4:  add     hl,de      ;by spt*128
137     00E7'  10 FD      djnz  wbt4
138     00E9'  22 013B'   ld     (dmabas),hl
139     00EC'  C1          pop    bc           ;advance track
140     00ED'  0C          inc    c
141     00EE'  58          ld     e,b         ;and restart on sector 0
142     00EF'  1B BF      jr     wbt1
143
144     ;;      Cold Start CP/M.
145     ;

```

```

146 00F1' CD 0115' cboot: call pmsg ;Announce CP/M size and version
147 00F4' 1A 58 65 72 db 26,'Xerox 60k CP/M vers 2.2',rev
148 00FB' 6F 78 20 36
149 00FC' 30 6B 20 43
150 0100' 50 2F 4D 20
151 0104' 76 65 72 73
152 0108' 20 32 2E 32
153 010C' 62
154 010D' 20 23 32 2D db ' #2-294'
155 0111' 32 39 34
156 0114' 00 db 0
157
158 ;; pmsg - print message at return address.
159 ;
160 0115' E1 pmsg: pop hl ;print message after call
161 0116' 7E ld a,(hl)
162 0117' 23 inc hl
163 0118' B7 or a
164 0119' E5 push hl
165 011A' C8 ret z ;if end of message
166 011B' 4F ld c,a
167 011C' CD 000C' call bconot ;display message at current console
168 011F' 18 F4 jr pmsg
169
170 ;; mls - map logical sector.
171 ;
172 0121' 3E 00 mls: ld a,0 ;set translate address
173 0122' xlate equ $-1
174 0123' B7 or a
175 0124' 79 ld a,c
176 0125' 28 0B jr z,mls2 ;if not single density
177 0127' 87 add a,a ;read by half tracks
178 0128' 2A 00DC' ld hl,(spt) ;get sectors per track
179 012B' 8D cp l
180 012C' 38 02 jr c,mls1 ;if not past end of track
181 012E' 95 sub l ;offset back to beginning of track
182 012F' 3C inc a
183 0130' 3C mls1: inc a ;map sector 0->1
184 0131' 4F ld c,a
185 0132' D6 00 mls2: sub 0 ;offset by translate of sector zero
186 0133' transz equ $-1
187 0134' 1F rra
188 0135' 67 ld h,a
189 0136' 2E 00 ld l,0
190 0138' CB 1D rr l
191 013A' 11 0000 ld de,0 ;set base dma for this track
192 013B' dmabas equ $-2
193 013D' 19 add hl,de ;compute address for this sector
194 013E' C9 ret
195
196 Subttl CHARIO - Character I/O Module
197 page

```



XEROX 820-II BIOS      MACRO-80 3.44    09-Dec-81  
CHARIO - Character I/O Module

```
198  
199  
200      F000                    monitr    equ      0f000h                    ;820+ Resident Monitor Address  
201  
202      F04B                    const    equ      monitr+4bh  
203      F04E                    conin    equ      monitr+4eh  
204      F051                    conout   equ      monitr+51h  
205      F054                    list    equ      monitr+54h  
206      F057                    listst   equ      monitr+57h  
207      F05D                    reader   equ      monitr+5dh  
208      F060                    punch    equ      monitr+60h  
209  
210                                Subttl   CP/M Deblocking Driver  
211                                page
```

```

212
213
214      ;;      CP/M Deblocking Driver.
215      ;
216      013F'      cseg
217
218      ;;      Ascii.
219      ;
220      000A      lf      equ      10
221      000B      up      equ      11
222      000D      cr      equ      13
223      001B      esc     equ      27
224
225      451B      inslin  equ      ('E' shl 8) + esc
226      521B      dellin  equ      ('R' shl 8) + esc
227
228      ;;      Absolute Machine Addresses.
229      ;
230      F02A      xqdvrc equ      0f02ah      ;Resident Monitor Driver Executioner
231      0004      cdisk   equ      4          ;CCP active user/disk
232
233      ;;      CP/M Write Types.
234      ;
235      0000      wrall   equ      0          ;normal write to allocated sector
236      0001      wrdir   equ      1          ;write to directory sector
237      0002      wruall  equ      2          ;first write to unallocated block
238
239      ;;      skip - skip next instruction.
240      ;
241      ;      Uses HL to perform very short jumps
242      ;
243      skip      macro   n
244      if      ((n)-$) eq 2
245      db      26h      ;;;set PC = $+2 (ld h,...)
246      endif
247      if      ((n)-$) eq 3
248      db      21h      ;;;set PC = $+3 (ld hl,...)
249      endif
250      endm
251
252      ;;      Dboot - Deblocking Bootstrap.
253      ;
254      ;      Entry: Called prior to Warm Start reload.
255      ;
256      013F'      21 0000" dboot: ld      hl,hstbuf      ;initialize host buffer address
257      0142'      22 021A"      ld      (hstdma),hl
258      0145'      21 021C"      ld      hl,dphtab      ;clear internal DPH table of addresses
259      0148'      01 2000      ld      bc,16*2*256    ;set table length, zero
260      014B'      71          dbt2: ld      (hl),c      ;clear next byte
261      014C'      23          inc     hl
262      014D'      10 FC          djnz   dbt2      ;if table not clear
263
264      ;;      clract - Clear host buffer active.
265      ;
266      014F'      AF          clract: xor     a

```

XEROX 820-II BIOS      MACRO-80 3.44    09-Dec-81  
 CP/M Deblocking Driver

```

267      0150'    32 026E'            ld      (hstact),a            ;clear host buffer active
268      0153'    C9                    ret
269
270                                    ;;      select - select CP/M disk.
271                                    ;
272                                    ;      Entry: C = CP/M Logical Drive, 0-15.
273                                    ;            E = 2*n+0 if media identification required
274                                    ;            E = 2*n+1 if media previously identified
275                                    ;
276      0154'    79                    seldsk: ld      a,c                    ;remember disk to seek
277      0155'    32 0205"            ld      (sekdisk),a
278      0158'    06 00                    ld      b,0
279      015A'    21 021C"            sell:    ld      hl,dphstab            ;set table of remembered dph's
280      015D'    09                    add     hl,bc                    ;index by words
281      015E'    09                    add     hl,bc
282      015F'    CB 43                    bit     0,e
283      0161'    28 0A                    jr      z,sel2                ;if drive not previously selected
284      0163'    7E                    ld      a,(hl)                ;set disk parameter header address in hl
285      0164'    23                    inc     hl
286      0165'    66                    ld      h,(hl)
287      0166'    6F                    ld      l,a
288      0167'    B4                    or      h
289      0168'    20 19                    jr      nz,sel3               ;if previous select succesful
290      016A'    5F                    ld      e,a                    ;force media identification
291      016B'    18 ED                    jr      sell
292      016D'    E5                    sel2:    push    hl                    ;save dph table address
293      016E'    21 0202"            ld      hl,selcmd+2
294      0171'    71                    ld      (hl),c                ;set CP/M Logical drive
295      0172'    2B                    dec     hl
296      0173'    2B                    dec     hl                    ;point to select command
297      0174'    36 FF                    ld      (hl),-1               ;set driver select operation
298      0176'    CD 02DF'            call    xdr                    ;execute driver request
299      0179'    EB                    ex      de,hl
300      017A'    E1                    pop     hl
301      017B'    73                    ld      (hl),e                ;remember disk parameter header address
302      017C'    23                    inc     hl
303      017D'    72                    ld      (hl),d
304      017E'    EB                    ex      de,hl
305      017F'    7D                    ld      a,l
306      0180'    B4                    or      h
307      0181'    28 22                    jr      z,sel4                ;if drive not succesfully selected
308      0183'    E5                    sel3:    push    hl                    ;save dph address
309      0184'    01 000A            ld      bc,10                ;set dpb offset in dph
310      0187'    09                    add     hl,bc
311      0188'    5E                    ld      e,(hl)                ;set disk parameter block address
312      0189'    23                    inc     hl
313      018A'    56                    ld      d,(hl)
314      018B'    EB                    ex      de,hl
315      018C'    22 0241'            ld      (dpbadr),hl
316      018F'    0E 03                    ld      c,3
317      0191'    09                    add     hl,bc
318      0192'    7E                    ld      a,(hl)                ;set block shift factor
319      0193'    3C                    inc     a                    ;form 128 byte records per block
320      0194'    32 021B'            ld      (rpb),a
321      0197'    0E 0C                    ld      c,15-3               ;point to end of dpb
322      0199'    09                    add     hl,bc

```

```

323 019A' 7E          ld    a,(hl)          ;set internal parameter
324 019B' 32 020B'   ld    (trkzfl),a     ;set track zero single density flag
325 019E' E6 07     and    7              ;
326 01A0' 32 029B'   ld    (secmsk),a     ;set sector mask
327 01A3' E1        pop    hl
328 01A4' C9        ret
329 01A5'           sel4:          ;fall into clear active disk
330
331 ;; cad - Clear Active Disk.
332 ;
333 01A5' 21 0004     cad:    ld    hl,cdisk    ;get disk that CCP will log in
334 01A8' 3A 0205"   ld    a,(sekdisk)   ;get disk that failed
335 01AB' AE         xor    (hl)
336 01AC' E6 0F     and    not 11110000b ;clear active user
337 01AE' 20 04     jr    nz,cad1       ;if selected disk is not default disk
338 01B0' 7E         ld    a,(hl)        ;cause CCP to log in A:
339 01B1' E6 F0     and    not 1111b    ;retain active user area
340 01B3' 77         ld    (hl),a
341 01B4' 6C         cad1:   ld    l,h           ;indicate select failure
342 01B5' C9        ret
343
344 ;; Home - Set Track Zero.
345 ;
346 01B6' 01 0000     home:  ld    bc,0      ;seek track zero
347
348 ;; Settrk - Set Track.
349 ;
350 ; Entry: BC = Track number
351 ;
352 01B9' ED 43 0206" settrk: ld    (sektrk),bc ;set track to seek
353 01BD' C9        ret
354
355 ;; Setsec - Set Sector.
356 ;
357 ; Entry: BC = Sector number
358 ;
359 01BE' ED 43 020C" setsec: ld    (seksec),bc ;set sector to seek
360 01C2' C9        ret
361
362 ;; Setdma - Set Direct Memory Address.
363 ;
364 ; Entry: BC = DMA address
365 ;
366 01C3' ED 43 020A" setdma: ld    (sekdma),bc
367 01C7' C9        ret
368
369 ;; Sectran - Sector Translate.
370 ;
371 ; Entry: BC = Sector number, 0 <= BC < Sectors per Track
372 ; DE = Single byte skew table address
373 ;
374 ; Exit: HL = BC      if DE = 0
375 ;       L = (DE+BC)  if DE <> 0
376 ;       H = B        which better be zero
377 ;
378 01CB' 69        sectrn: ld    l,c      ;set untranslated sector

```

```

379      01C9'   60                ld      h,b
380      01CA'   7A                ld      a,d
381      01CB'   B3                or      e
382      01CC'   C8                ret     z           ;if no translate table
383      01CD'   EB                ex     de,hl
384      01CE'   09                add    hl,bc
385      01CF'   6E                ld     l,(hl)      ;single byte translate
386      01D0'   60                ld     h,b
387      01D1'   C9                ret
388
389      ;;      Rdwrhs - Read or Write Single Density.
390      ;
391      01D2'   3A 02AE'          rdwrhs: ld     a,(readop)      ;set read/write operation
392      01D5'   21 0203"          ld     hl,sekcnd           ;set seek request
393      01D8'   1B 07              jr     rdwrhs             ;enter read/write dispatcher
394
395      ;;      Readhs - Read Host Sector.
396      ;
397      01DA'   3E 01              readhs: ld     a,l           ;set read operation
398      skip    $+2                ;jump over write entry point
399      01DC'   26                db     26h
400
401      ;;      Wriths - Write Host Sector.
402      ;
403      01DD'   AF                wriths: xor    a           ;set write operation
404      01DE'   21 0213"          ld     hl,hstcmd
405
406      ;;      Rdwrhs - Read or Write Host Sector.
407      ;
408      ;      Entry:  HL = Physical command request address
409      ;                A = 0 to write
410      ;                A = 1 to read
411      ;
412      ;      Exit:   A = 0, if no errors
413      ;                A = -1, if errors
414      ;                Z = condition of A reg
415      ;
416      01E1'   77                rdwrhs: ld     (hl),a       ;set driver operation
417      01E2'   CD 02DF'          call    xdr               ;execute driver read or write
418      01E5'   21 02BE'          ld     hl,erflag         ;merge error flag for directory protection
419      01E8'   B6                or     (hl)
420      01E9'   77                ld     (hl),a
421      01EA'   C9                ret
422
423      ;;      Read - Read CP/M Sector.
424      ;
425      ;      Entry:  Seldsk, Settrk, Setsec, Setdma previously called
426      ;
427      ;      Exit:   A = 0 if no errors
428      ;                A = -1 if errors
429      ;
430      01EB'   AF                read:  xor    a           ;clear unalloc processing
431      01EC'   32 0226'          ld     (unact),a
432      01EF'   0E 00              ld     c,wral           ;inhibit buffer flush after read
433      01F1'   3C                inc    a                ;set read operation
434      skip    $+2

```

```

435  01F2'  26          +          db      26h
436
437          ;;          Write - Write CP/M Sector.
438          ;
439          ;          Entry:  Seldsk, Settrk, Setsec, Setdma previously called
440          ;
441          ;          Exit:   A = 0 if no errors
442          ;          A = -1 if errors
443          ;          C = Write type
444          ;
445  01F3'  AF          write:  xor      a          ;set write operation
446
447          ;;          Rdwr - Read or Write.
448          ;
449          ;          Entry:  A = 0 to write
450          ;          A = 1 to read
451          ;
452  01F4'  32 02AE'    rdwr:   ld      (readop),a      ;set read/write switch
453  01F7'  AF          xor      a          ;reset error flag
454  01FB'  32 02BE'    ld      (erflag),a
455  01FB'  2A 020C''   ld      hl,(seksec)      ;set seek host sector
456  01FE'  22 0208''   ld      (sekhst),hl
457  0201'  3A 029B'    ld      a,(secmsk)      ;set sector size
458  0204'  B7          or      a
459  0205'  28 CB      jr      z,rdwrs          ;if deblocking not required
460  0207'  F6 00      or      0          ;check track zero single density flag
461  0208'          trkzfl equ    $-1
462  0209'  F2 0212'    jp      p,rdwrl          ;if track zero not single density
463  020C'  3A 0206''   ld      a,(sektrk)      ;set seek track
464  020F'  B7          or      a
465  0210'  28 C0      jr      z,rdwrs          ;if track 0, read or write without deblocking
466  0212'  79          rdwrl:  ld      a,c          ;save write type
467  0213'  32 02BA'    ld      (wrtype),a
468  0216'  FE 02      cp      wrual
469  0218'  20 0B      jr      nz,writ1        ;if not write to unallocated group
470  021A'  3E 00      ld      a,0          ;set records per block
471  021B'          rpb     equ    $-1
472  021C'  32 0226'    ld      (unacnt),a      ;start counting unallocated writes
473  021F'  11 020E''   ld      de,unadsk      ;set unallocated parameter block address
474  0222'  CD 02D6'    call   cpb            ;copy parameter block
475  0225'  3E 00      writ1: ld      a,0          ;set remaining unallocated sectors
476  0226'          unacnt equ    $-1
477  0227'  B7          or      a
478  0228'  28 2E      jr      z,writ4        ;if not processing unallocated group
479  022A'  3D          dec     a
480  022B'  32 0226'    ld      (unacnt),a      ;update unallocated sectors remaining
481  022E'  21 0205''   ld      hl,sekdsk      ;set seek parameters
482  0231'  11 020E''   ld      de,unadsk      ;set unallocated parameters
483  0234'  CD 02CC'    call   cmp            ;compare parameter blocks
484  0237'  20 1B      jr      nz,writ3        ;if not seek to unallocated sector
485  0239'  2A 0211''   ld      hl,(unasec)     ;advance unallocated sector
486  023C'  23          inc     hl
487  023D'  22 0211''   ld      (unasec),hl
488  0240'  11 0000''   ld      de,0          ;set sectors per track
489  0241'          dpbadr equ    $-2
490  0243'  ED 52      sbc     hl,de

```

```

491      0245'   20 0A          jr      nz,writ2          ;if not end of track
492      0247'   22 0211"      ld      (unasec),hl      ;reset to sector zero
493      024A'   2A 020F"      ld      hl,(unatrck)    ;advance unallocated track
494      024D'   23             inc     hl
495      024E'   22 020F"      ld      (unatrck),hl
496      0251'   AF             writ2:  xor     a          ;mark pre-read not required
497      0252'   18 05          jr      rwooper
498      0254'   AF             writ3:  xor     a          ;clear unallocated processing
499      0255'   32 0226'      ld      (unacnt),a
500      0258'   3C             writ4:  inc     a          ;mark pre-read required
501
502      ;;      Rwooper - Read or Write Operation Proper.
503      ;
504      0259'   32 028B'      rwooper: ld     (rsflag),a  ;set pre-read block flag
505      025C'   3A 029B'      ld     a,(secmsk)        ;set shift counter
506      025F'   2A 020C"      ld     hl,(seksec)
507      0262'   CB 3C          rwopl:  srl     hl          ;compute host sector = cpmsec/(2**sekmsk)
508      0264'   CB 1D          rr     l
509      0266'   CB 3F          srl     a
510      0268'   20 FB          jr      nz,rwopl        ;if shift incomplete
511      026A'   22 0208"      ld     (sekhst),hl      ;set seek host sector
512      026D'   F6 00          or     0                ;check host active flag
513      026E'   hstact equ    $-1
514      026F'   3E 01          ld     a,1
515      0271'   32 026E'      ld     (hstact),a       ;host buffer always becoms active
516      0274'   28 0E          jr      z,rwop2        ;if host buffer was not active
517      0276'   21 0215"      ld     hl,hstdsk        ;set active host buffer identification
518      0279'   11 0205"      ld     de,sekdisk      ;set seek identification
519      027C'   CD 02CC'      call   cmp              ;compare seek request with active host sector
520      027F'   28 16          jr      z,rwop3        ;if host buffer contains seek sector
521      0281'   CD 02C2'      call   flush           ;flush buffer if previously written
522      0284'   11 0215"      rwop2:  ld     de,hstdsk     ;set host request block address
523      0287'   CD 02D6'      call   cpb             ;copy seek parameter block to host
524      028A'   3E 00          ld     a,0              ;check pre-read required
525      028B'   rstflag equ    $-1
526      028C'   or     a
527      028D'   C4 01DA'      call   nz,readhs       ;read host sector if preread required
528      0290'   B7             or     a
529      0291'   C4 014F'      call   nz,clract       ;clear host buffer active if read errors
530      0294'   32 02C3'      ld     (hstwrtr),a     ;mark buffer not written into
531      0297'   3A 020C"      rwop3:  ld     a,(seksec) ;set seek sector
532      029A'   E6 00          and    0                ;form host buffer index from sector mask
533      029B'   secmsk equ    $-1
534      029C'   rra
535      029D'   57             ld     d,a              ;multiply index by 128 bytes/sector
536      029E'   3E 00          ld     a,0
537      02A0'   1F          rra
538      02A1'   5F             ld     e,a
539      02A2'   2A 021A"      ld     hl,(hstdma)     ;set host buffer address
540      02A5'   19             add    hl,de            ;form seek buffer address
541      02A6'   ED 5B 02DA"    ld     de,(sekdma)     ;set user transfer address
542      02AA'   01 0080        ld     bc,128          ;set CP/M sector length
543      02AD'   3E 00          ld     a,0              ;set transfer direction
544      02AE'   readop equ    $-1
545      02AF'   or     a
546      02B0'   20 05          jr      nz,rwop4        ;if read operation

```

```

547 02B2' EB          ex    de,hl          ;switch directions
548 02B3' 3C          inc    a
549 02B4' 32 02C3'    ld    (hstwrst),a      ;mark buffer written into
550 02B7' ED B0      rwp4: ldir          ;move sector to/from user buffer
551 02B9' 3E 00      ld    a,0              ;set write type
552 02BA'             wrtype equ    $-1
553 02BB' FE 01      cp    wrdir
554 02BD' 3E 00      ld    a,0              ;set error flag
555 02BE'             erflag equ    $-1
556 02BF' C0          ret    nz
557 02C0' B7          or    a
558 02C1' C0          ret    nz              ;if errors, do not clobber directory
559
560             ;;      Flush - Flush buffer to disk.
561             ;
562 02C2' 3E 00      flush: ld    a,0          ;check host written flag
563 02C3'             hstwrst equ    $-1
564 02C4' B7          or    a
565 02C5' C4 01DD'    call nz,wriths        ;if buffer written into, write host sector
566 02C8' 32 02C3'    ld    (hstwrst),a      ;clear host written flag if no errors
567 02CB' C9          ret
568
569             ;;      Cmp - Compare Paramater Blocks.
570             ;
571             ;      Entry: HL = Parameter block
572             ;           DL = Parameter block
573             ;
574             ;      Exit:  Z = Set    if parameters identical
575             ;           Z = Clear if parameters different
576             ;
577 02CC' 06 05      cmp:  ld    b,5          ;set length of parameter block
578 02CE' 1A          cmp1: ld    a,(de)        ;compare next byte
579 02CF' AE          xor    (hl)
580 02D0' C0          ret    nz              ;if parameters different
581 02D1' 13          inc    de
582 02D2' 23          inc    hl
583 02D3' 10 F9      djnz  cmp1            ;if more bytes
584 02D5' C9          ret
585
586             ;;      Cpb - Copy Parameter Block.
587             ;
588             ;      Entry: DE = Address of Unallocated or Host parameter block
589             ;
590             ;      Exit:  Seek parameter block copied into block at DE
591             ;
592 02D6' 21 0205"    cpb:  ld    hl,sekdsk    ;set source parameters
593 02D9' 01 0005      ld    bc,5            ;set block length
594 02DC' ED B0      ldir          ;copy parameter block
595 02DE' C9          ret
596
597             ;;      Xdr - Execute Driver Request.
598             ;
599             ;      Entry: HL = pointer to Physical Driver Request Block
600             ;
601             ;      Exit:  Physical Driver exit condition are maintained if
602             ;           no errors or user did not request warm start.

```



```

603
604 02DF' 22 02EA' i
605 02E2' 2A 02EA' xdr: ld (xdra),hl ;save request for retrys
606 02E5' CD F02A xdr1: ld hl,(xdra) ;restore request address
607 02E8' 47 call Xqdrv ;execute physical driver
608 02E9' 3A 02EA' ld b,a ;save read/write error status
609 02EA' xdra equ a,(xdra) ;get driver operation
610 02EC' 4F ld $-2
611 02ED' 3C ld c,a ;set message index
612 02EE' 20 05 inc a
613 02F0' B5 jr nz,xdr2 ;if not select request
614 02F1' B4 or l
615 02F2' C0 or h
616 02F3' 18 03 ret nz ;if dph address returned by driver
617 02F5' 78 jr xdr3
618 02F6' B7 xdr2: ld a,b ;set read/write error status
619 C2F7' C8 or a
620 02F8' 2A 02EA' xdr3: ret z ;if no read/write errors
621 02FB' 23 ld hl,(xdra) ;put drive name in message
622 02FC' 23 inc hl
623 02FD' 7E ld a,(hl)
624 02FE' C6 41 add a,'A'
625 0300' 32 0330' ld (xdrb),a
626 0303' 0C inc c
627 0304' 20 0C jr nz,xdr4 ;if not select request
628 0306' CD 0375' call pmsgi
629 0309' 53 65 6C 65 db 'Select',0
630 030D' 63 74 00
631 0310' 18 16 jr xdr6
632 0312' 0D xdr4: dec c
633 0313' 20 0B jr nz,xdr5 ;if not write request
634 0315' CD 0375' call pmsgi
635 0318' 57 72 69 74 db 'Write',0
636 031C' 65 00
637 031E' 18 08 jr xdr6
638 0320' CD 0375' xdr5: call pmsgi ;must be read request
639 0323' 52 65 61 64 db 'Read',0
640 0327' 0D
641 0328' CD 0115' xdr6: call pmsg
642 032B' 20 45 72 72 db 'Err '
643 032F' 20
644 0330' 64 3A 20 xdrb: db 'd: '
645 0333' 41 28 63 63 db 'A(cept), '
646 0337' 65 70 74 29
647 033B' 2C 20
648 033D' 49 28 67 6E db 'I(gnore), '
649 0341' 6F 72 65 29
650 0345' 2C 20
651 0347' 52 28 65 74 db 'R(etry) '
652 034B' 72 79 29 20
653 034F' 00 db 0
654 0350' CD 0009' call bconin ;read character from console
655 0353' F5 push af
656 0354' CD 0115' call pmsg
657 0357' 0D db cr
658 0358' 521B dw dellin

```

```
659 035A' 0B 00          db      up,0
660 035C' 67            ld      h,a          ;zero dph for accepted or ignored select errors
661 035D' 6F            ld      l,a
662 035E' F1            pop     af
663 035F' E6 5F         and    5fh          ;ignore parity, case
664 0361' FE 03         cp      3
665 0363' 28 0A         jr     z,xdr7       ;if warm start requested
666 0365' D6 49         sub    'I'
667 0367' C8            ret
668 0368' D6 F8         sub    'A'-'I'     ;if user ignored error, don't tell BDOS
669 036A' C2 02E2'     jp     nz,xdr1     ;retry request
670 036D' 2F            cpl
671 036E' C9            ret
672
673 036F' CD 01A5'     xdr7: call    cad          ;clear active disk
674 0372' C3 0003'     jp
675
676 0375' CD 0115'     pmsgi: call    pmsg
677 0378' 0D 0A         db      cr,lf
678 037A' 451B         dw      inslin
679 037C' 00            db      0
680 037D' C3 0115'     jp     pmsg
681
682          subttl  Deblocker Storage Area
683          page
```

```

684
685
686      reserve macro      s,n
687      s      equ      $+.
688      .      aset      .+n
689      .      endm
690      .      aset      0
691      .      dseg
692
693      ;;      Host Sector Deblocking Buffer.
694      ;
695      reserve hstbuf,512
696
697      ;;      Physical Driver Select Command.
698      ;
699      reserve selcmd,3      ;select command, unit, drive
700
701      ;;      Seek Sector Parameter Block.
702      ;
703      reserve sekcmd,1      ;kindly
704      reserve sekunt,1      ; leave
705      reserve sekdisk,1      ; these
706      reserve sektrk,2      ; bytes
707      reserve sekfst,2      ; alone
708      reserve sekdma,2
709      reserve seksec,2
710
711      ;;      Unallocated Sector Parameter Block.
712      ;
713      reserve unadsk,1      ;kindly
714      reserve unatrck,2      ; leave
715      reserve unasec,2      ; these
716
717      ;;      Host Sector Parameter Block.
718      ;
719      reserve hstcmd,1      ;kindly
720      reserve hstunt,1      ; leave
721      reserve hstdsk,1      ; these
722      reserve hsttrk,2      ; bytes
723      reserve hstsec,2      ; alone
724      reserve hstdma,2
725
726      ;;      Disk Parameter Header Addresses.
727      ;
728      reserve dphtab,('P'-'A'+1)*2
729      .      cseg
730
731      end

```

0000  
0380

0000

Macros:  
RESERVE            SKIP

Symbols:

023C		0009'	BCONIN	000C'	BCONOT
0006'	BCONST	0E00	BDOSLN	0018'	BHOME
0000'	BIOS	000F'	BPRINT	002D'	BPRINTS
0012'	BPUNCH	0027'	BREAD	0015'	BREADR
0030'	BSCTRN	001B'	BSELD	0024'	BSETD
0021'	BSETS	001E'	BSETT	0003'	BWBOOT
002A'	BWRIT	01A5'	CAD	01B4'	CAD1
00F1'	CB00T	0800	CCPLEN	0004	CDISK
014F'	CLRACT	02CC'	CMP	02CE'	CMP1
F04E	CONIN	F051	CONOUT	F04B	CONST
02D6'	CPB	000D	CR	013F'	DBOOT
014B'	DBT2	521B	DELLIN	013B'	DMABAS
0241'	DPBADR	021C"	DPHTAB	02BE'	ERFLAG
001B	ESC	02C2"	FLUSH	01B6'	HOME
026E'	HSTACT	0000"	HSTBUF	0213"	HSTCMD
021A"	HSTDMA	0215"	HSTDSK	0218"	HSTSEC
0216"	HSTTRK	0214"	HSTUNT	02C3'	HSTWRT
0033'	INITIO	451B	INSLIN	000A	LF
F054	LIST	F057	LISTST	0121'	MLS
0130'	MLS1	0132'	MLS2	F000	MONITR
002C	NSECTS	0115'	PMSG	0375'	PMSGI
F060	PUNCH	01F4'	RDWR	0212'	RDWR1
01E1'	RDWRHS	01D2'	RDWRS	01EB'	READ
F05D	READER	01DA'	READHS	02AE'	READOP
0062	REV	021B'	RPB	028B'	RSFLAG
0262'	RWOP1	0284'	RWOP2	0297'	RWOP3
02B7'	RWOP4	0259'	RWOPER	00D0'	SECCNT
029B'	SECMSK	01C8'	SECTRN	0203"	SEKCMD
020A"	SEKDMA	0205"	SEKDSK	0208"	SEKHST
020C"	SEKSEC	0206"	SEKTRK	0204"	SEKUNT
015A'	SEL1	016D'	SEL2	0183'	SEL3
01A5'	SEL4	0200"	SELCMD	0154'	SELDSK
01C3'	SETDMA	01BE'	SETSEC	01B9'	SETTRK
00DC	SPT	0133'	TRANSZ	0208'	TRKZFL
0226'	UNACNT	020E"	UNADSK	0211"	UNASEC
020F"	UNATRK	000B	UP	0069'	WBOOT
00B0'	WBT1	00B6'	WBT2	00D8'	WBT3
00E6'	WBT4	0034'	WBT5	0050'	WBTCOM
0058'	WBTEER	0000	WRALL	0001	WRDIR
0225'	WRIT1	0251'	WRIT2	0254'	WRIT3
0258'	WRIT4	01F3'	WRITE	01DD'	WRITHS
02BA'	WRTYPE	0002	WRUAL	02DF'	XDR
02E2'	XDR1	02F5'	XDR2	02FB'	XDR3
0312'	XDR4	0320'	XDR5	0328'	XDR6
036F'	XDR7	02EA'	XDR6	0330'	XDRB
0122'	XLATE	F02A	XQDVR		

No Fatal error(s)

	689#	695	695#	695	699	699#	699	703	703#	703	704	704#
	704	705	705#	705	706	706#	706	707	707#	707	708	708#
	708	709	709#	709	713	713#	713	714	714#	714	715	715#
	715	719	719#	719	720	720#	720	721	721#	721	722	722#
	722	723	723#	723	724	724#	724	728	728#	728		
BCONIN	14#	65	654									
BCONOT	15#	167										
BCONST	13#											
BDOSLN	37#	40	46	55	71							
BHOME	20#											
BIOS	10#	46	55	71	115							
BPRINT	16#											
BPRNTS	28#											
BPUNCH	17#											
BREAD	25#											
BREADR	18#											
BSCTRN	29#											
BSELD	21#	73										
BSETD	24#	118										
BSETS	23#	113										
BSETT	22#	108										
BWBOOT	11#	52	674									
BWRIT	26#											
CAD	333#	673										
CAD1	337	341#										
CBOOT	10	146#										
CCPLEN	38#	40	55	71								
CDISK	39#	54	231#	333								
CLRACT	266#	529										
CMP	483	519	577#									
CMP1	578#	583										
CONIN	14	203#										
CONOUT	15	204#										
CONST	13	202#										
CPB	474	523	592#									
CR	222#	657	677									
DBOOT	67	256#										
DBT2	260#	262										
DELLIN	226#	658										
DMABAS	72	134	138	192#								
DPBADR	315	489#										
DPHTAB	258	279	728#									
ERFLAG	418	454	555#									
ESC	223#	225	226									
FLUSH	521	562#										
HOME	20	346#										
HSTACT	267	513#	515									
HSTBUF	256	695#										

HSTCMD	404	719#																			
HSTDMA	257	539	724#																		
HSTDSK	517	522	721#																		
HSTSEC	723#																				
HSTTRK	722#																				
HSTUNT	720#																				
HSTWRT	530	549	563#	566																	
INITIO	31#																				
INSLIN	225#	678																			
LF	220#	677																			
LIST	16	205#																			
LISTST	28	206#																			
MLS	82	111	172#																		
MLS1	180	183#																			
MLS2	176	185#																			
MONITR	200#	202	203	204	205	206	207	208													
NSECTS	40#	69																			
PMSG	61	146	160#	168	641	656	676	680													
PMSGI	628	634	638	676#																	
PUNCH	17	208#																			
RDWR	452#																				
RDWR1	462	466#																			
RDWRHS	393	416#																			
RDWRS	391#	459	465																		
READ	25	119	430#																		
READER	18	207#																			
READHS	397#	527																			
READOP	391	452	544#																		
RESERVE	685#	694	698	702	703	704	705	706	707	708	712	713									
	714	718	719	720	721	722	723	727													
REV	41#	152																			
RPB	320	471#																			
RSFLAG	504	525#																			
RWOP1	507#	510																			
RWOP2	516	522#																			
RWOP3	520	531#																			
RWOP4	546	550#																			
RWOPER	497	504#																			
SECCNT	70	123#	125																		
SECMSK	326	457	505	533#																	
SECTRN	29	378#																			
SEKCMD	392	703#																			
SEKDMA	366	541	708#																		
SEKDSK	277	334	481	518	592	705#															
SEKHST	456	511	707#																		
SEKSEC	359	455	506	531	709#																
SEKTRK	352	463	706#																		
SEKUNT	704#																				
SEL1	279#	291																			

SEL2	283	292#			
SEL3	289	308#			
SEL4	307	329#			
SELCMD	293	699#			
SELDSK	21	276#			
SETDMA	24	366#			
SETSEC	23	359#			
SETTRK	22	352#			
SKIP	243#	398	434		
SPT	92	131#	178		
TRANSZ	84	186#			
TRKZFL	324	461#			
UNACNT	431	472	476#	480	499
UNADSK	473	482	713#		
UNASEC	485	487	492	715#	
UNATRK	493	495	714#		
UP	221#	659			
WBOOT	11	66#			
WBT1	101	104	106#	142	
WBT2	110#	132			
WBT3	117	127#			
WBT4	136#	137			
WBT5	45#	126			
WBTCOM	56#	58			
WBTERR	48	61#	76	121	
WRALL	235#	432			
WRDIR	236#	553			
WRIT1	469	475#			
WRIT2	491	496#			
WRIT3	484	498#			
WRIT4	478	500#			
WRITE	26	445#			
WRITHS	403#	565			
WRTYPE	467	552#			
WRUJAL	237#	468			
XDR	298	417	604#		
XDR1	605#	669			
XDR2	612	617#			
XDR3	616	620#			
XDR4	627	632#			
XDR5	633	638#			
XDR6	631	637	641#		
XDR7	665	673#			
XDRA	604	605	608	609#	620
XDRB	625	644#			
XLATE	79	173#			
XQDVR	230#	606			

**Notes**

**H20**

**Appendix H**



1  
2  
3  
4  
5  
6  
7  
8  
9  
10  
11  
12  
13  
14  
15  
16  
17  
18  
19  
20  
21  
22  
23  
24  
25  
26  
27  
28  
29  
30  
31  
32  
33  
34  
35  
36  
37  
38  
39  
40  
41  
42  
43  
44  
45  
46  
47  
48  
49  
50  
51  
52  
53  
54  
55  
56

```

Title   Banked Physical Driver

Banked Physical Driver

Copyright (C) 1982, Balcones Computer Corporation

Transferred to Public Domain - (PD) 1983

After executing this program by entering BANK x:(where x is any valid
CP/M disk drive A-P). The BANK program will load a physical disk
driver into memory. This physical driver is executed when drive x: is
accessed by CP/M. This particular disk driver will map normal CP/M
files onto the address space of the alternate memory bank
(bank 0) in the 820-II.

This utility demonstrates the flexibility of the logical to
physical disk mapping in the 820-II. The BANK program
moves the physical disk driver up to high memory.
It then updates the entry for drive x: in the logical to physical
disk drive mapping table telling the system to use physical
disk driver #3 when CP/M requests service from drive x:.

The execution address of the BANK driver is then placed in
entry #3 of the physical disk driver address table.

If BANK is executed by entering: A>BANK P:

Then doing a A>DIR P: would display the following directory:

BOOT   .ROM : OPTION .ROM : SCREEN .MEM : EXPAND .RAM

Entering: A>STAT P:*. * will display the following:

          Recs  Bytes  Ext Acc
          64   12k   1 R/O P:BOOT.ROM
          256  32k   1 R/W P:EXPAND.RAM
           16   2k   1 R/W P:OPTION.ROM
           24   4k   1 R/W P:SCREEN.MEM
          Bytes Remaining On P: 0k

The files map to the following memory addresses in bank 0:

          BOOT.ROM           0000h-2ffffh
          EXPAND.RAM         4000h-bffffh
          OPTION.ROM         17ffh-1ffffh
          SCREEN.MEM         3000h-3bffff

The BANK program can also be a very useful tool in that after
it has been executed a high level language program can access
items in the alternate memory bank as disk files on drive x:

Of particular interest is the file SCREEN.MEM, notice that it
is 24 records long. Each record (128 bytes) corresponds to a
line on the CRT (only the first 80 bytes of each record are in
the display window). The first record of the file corresponds
to the first line of the CRT only if the CRT has not been

```

Banked Physical Driver

MACRO-80 3.44 09-Dec-81

```
57      ; permitted to scroll since the last clear screen command was sent
58      ; to it.
59      ;
60      Subttl Constants & Program Mover
61      page
```

Banked Physical Driver  
Constants & Program Mover

MACRO-80 3.44 09-Dec-81

```

62
63
64      F000      Monitr equ    0f000h      ;Base address of resident monitor
65      F033      Xcrtmv equ    monitr+33h   ;Crt <-> Ram Move LDIR Simulator
66      F036      Xgets1 equ    monitr+36h   ;Get driver select table address to h1
67
68      FF3C      Bavail equ    0ff3ch      ;Pointer to beginning of available memory
69      FF3E      Eavail equ    0ff3eh      ;Pointer to end of available memory
70
71      0005      bdos    equ    5
72      005C      dfcb   equ    5'ch
73
74      FA80      drvadr equ    0fa80h      ;address for Bank driver
75      0000      stack  equ    0
76
77              .z80
78
79      0000      Aseg   equ
80              Org    100h
81      0100      18 5A   jr      loadit
82
83      0102      43 6F 70 79 db      'Copyright (C) 1982 Balcones Computer Corporation'
84      0106      72 69 67 68
85      010A      74 20 28 43
86      010E      29 20 31 39
87      0112      38 32 20 42
88      0116      61 6C 63 6F
89      011A      6E 65 73 20
90      011E      43 6F 6D 70
91      0122      75 74 65 72
92      0126      20 43 6F 72
93      012A      70 6F 72 61
94      012E      74 69 6F 6E
95      0132      20 54 72 61 db      ' Transferred to Public Domain - (PD) 1983',26
96      0136      6E 73 66 65
97      013A      72 72 65 64
98      013E      20 74 6F 20
99      0142      50 75 62 6C
100     0146      69 63 20 44
101     014A      6F 6D 61 69
102     014E      6E 20 2D 20
103     0152      28 50 44 29
104     0156      20 31 39 38
105     015A      33 1A
106
107
108     015C      CD 03D8      loadit: call req822      ;see if machine is 820-II
109     015F      3A 005C      ld      a,(dfcb)
110     0162      B7          or      a
111     0163      28 30      jr      z,bnkusg
112     0165      F5          push   af
113     0166      CD 03F8      call   ckspac      ;see if room for driver
114     0169      F1          pop    af
115     016A      3D          dec   a
116     016B      4F          ld    c,a

```

Banked Physical Driver  
Constants & Program Mover

MACRO-80 3.44 09-Dec-81

```

117 016C 21 0259      ld      hl,driver
118 016F 11 FA80      ld      de,banked
119 0172 D5           push   de
120 0173 C5           push   bc
121 0174 01 017F     ld      bc,drvlen
122 0177 E0 B0       ldir
123 0179 26 00       ld      h,0           ;indicate register return
124 017B CD F036     call   XGets1        ;get select table address
125 017E C1         pop    bc
126 017F E5           push   hl
127 0180 09         add    hl,bc
128 0181 09         add    hl,bc
129 0182 36 03       ld      (hl),3
130 0184 23         inc    hl
131 0185 36 00       ld      (hl),0
132 0187 E1         pop    hl
133 0188 11 0026     ld      de,2*16+3*2
134 018B 19         add    hl,de
135 018C D1         pop    de
136 018D 73         ld      (hl),e
137 018E 23         inc    hl
138 018F 72         ld      (hl),d
139 0190 0E 0D       ld      c,13
140 0192 C3 0005     jp     bdos
141
142 0195 11 019D     bnkmsg: ld      de,bnkmsg
143 0198 0E 09       ld      c,9
144 019A C3 0005     jp     bdos
145
146 019D 55 73 61 67   bnkmsg: db     'Usage: BANK x:$'
147 01A1 65 3A 20 42
148 01A5 41 4E 4B 20
149 01A9 78 3A 24
150
151 01AC             ds      200h-103h-($-loadit),-1
152 0259     driver:
153         .phase  Drvadr
154
155         Subttl Bank Driver
156         page

```

```

157
158
159     FAB0     7E
160     FAB1     4F
161     FAB2     23
162     FAB3     3C
163     FAB4     28 51
164     FAB6     23
165     FAB7     23
166     FAB8     56
167     FAB9     23
168     FABA     23
169     FABB     7E
170     FABC     0F
171     FABD     5F
172     FABE     23
173     FABF     23
174     FA90     7E
175     FA91     23
176     FA92     66
177     FA93     6F
178     FA94     06 00
179     FA96     7C
180     FA97     FE C0
181     FA99     30 01
182     FA9B     05
183     FA9C     79
184     FA9D     B7
185     FA9E     28 02
186     FAA0     06 01
187     FAA2     C5
188     FAA3     B2
189     FAA4     FA FAC8
190     FAA7     FE 30
191     FAA9     79
192     AAAA     01 0080
193     FAAD     38 05
194     FAAF     B7
195     FAB0     20 05
196     FAB2     0E 50
197     FAB4     B7
198     FAB5     28 01
199     FAB7     EB
200     FAB8     F1
201     FAB9     ED 73 FAC4
202     FABD     31 0000
203     FAC0     CD F033
204     FAC3     31 0000
205     FAC4
206     FAC6     AF
207     FAC7     C9
208     FAC8     11 FADB
209     FACB     0D
210     FACC     20 01
211     FACE     EB

banked: ld     a,(hl)           ;get driver op
        ld     c,a
        inc    hl
        inc    a
        jr     z,selbnk       ;if select op
        inc    hl
        inc    hl
        ld     d,(hl)         ;set track
        inc    hl
        inc    hl
        ld     a,(hl)         ;set sector
        rrca
        ld     e,a
        inc    hl
        inc    hl
        ld     a,(hl)         ;set transfer address
        inc    hl
        ld     h,(hl)
        ld     l,a
        ld     b,0           ;preset crtldir op
        ld     a,h
        cp     0c0h
        jr     nc,bank1       ;if transfer outside banked area
        dec    b
        ;set ram->crt
bank1:  ld     a,c           ;set read/write op
        or     a
        jr     z,bank2       ;if write
        ld     b,l
        ;set crt->ram
bank2:  push   bc           ;save direction op
        or     d             ;check directory track
        jp     m,bank6       ;if directory operation
        cp     030h
        ld     a,c           ;set read/write switch
        ld     bc,128
        jr     c,bank3       ;if not within screen memory
        or     a
        jr     nz,bank4      ;if read
        ld     c,80         ;only write one line
bank3:  or     a             ;test read/write
        jr     z,bank5       ;if write
bank4:  ex     de,hl         ;set read
bank5:  pop    af           ;get mover op to A
        ld     (stksav),sp   ;use high stack
        ld     sp,stack
        call   Xcrtmv        ;move it to/from crt bank
        ld     sp,0
stksav equ    $-2
        equ    $-2
        xor    a             ;always succeeds
        ret
bank6:  ld     de,Direct     ;set directory address
        dec    c
        jr     nz,bank7     ;if directory write
        ex     de,hl

```

Banked Physical Driver  
Bank Driver

MACRO-80 3.44 09-Dec-81

```
212   FACF   01 0080           bank7: ld    bc,80h
213   FAD2   ED B0           ldir                      ;read or re-write directory
214   FAD4   F1              pop    af
215   FAD5   AF              xor    a
216   FAD6   C9              ret
217
218   FAD7   21 FB5B          selbnk: ld   hl,dph
219   FADA   C9              ret
220
221   Subttl Directory Sector, Dpb & Dph
222   page
```

Banked Physical Driver  
Directory Sector, Dpb & Dph

MACRO-80 3.44 09-Dec-81

```

223
224
225   FADB   00           Direct: db   0
226   FADC   42 4F 4F 54   dc   'BOOT   R'
227   FAEO   20 20 20 20
228   FAE4   D2
229   FAES   4F 4D           db   'OM'
230   FAE7   00 00 00 40   db   00,00,00,64
231   FAEB   01 02 03 04   db   01,02,03,04   ;Bank 0 Memory locations   0000h-1fffh
232   FAEF   05 06 00 00   db   05,06,00,00   ;                               2000h-2fffh
233   FAF3   00 00 00 00   db   00,00,00,00
234   FAF7   00 00 00 00   db   00,00,00,00
235
236   FAFB   00           db   0
237   FAFC   4F 50 54 49   db   'OPTION ROM'
238   FB00   4F 4E 20 20
239   FB04   52 4F 4D
240   FB07   00 00 00 10   db   00,00,00,16   ;Bank 0 Memory locations   17ffh-1fffh
241   FB0B   04 00 00 00   db   04,00,00,00
242   FB0F   00 00 00 00   db   00,00,00,00
243   FB13   00 00 00 00   db   00,00,00,00
244   FB17   00 00 00 00   db   00,00,00,00
245
246   FB1B   00           db   0
247   FB1C   53 43 52 45   db   'SCREEN MEM'
248   FB20   45 4E 20 20
249   FB24   4D 45 4D
250   FB27   00 00 00 18   db   0,0,0,24
251   FB2B   07 08 00 00   db   07,08,00,00   ;Bank 0, Memory locations   3000h-3bffh
252   FB2F   00 00 00 00   db   00,00,00,00
253   FB33   00 00 00 00   db   00,00,00,00
254   FB37   00 00 00 00   db   00,00,00,00
255
256   FB3B   00           db   0
257   FB3C   45 58 50 41   db   'EXPAND RAM'
258   FB40   4E 44 20 20
259   FB44   52 41 4D
260   FB47   01 00 00 80   db   01,00,00,80h
261   FB4B   09 0A 0B 0C   db   09,10,11,12   ;Bank 0, Memory locations   4000h-5fffh
262   FB4F   0D 0E 0F 10   db   13,14,15,16   ;                               6000h-7fffh
263   FB53   11 12 13 14   db   17,18,19,20   ;                               8000h-9fffh
264   FB57   15 16 17 18   db   21,22,23,24   ;                               a000h-bffffh
265
266   FB5B   0000 0000   dph:  dw   0,0,0,0
267   FB5F   0000 0000
268   FB63   FB7F FB6B   dw   dirbuf,dpb
269   FB67   0000 FB7B   dw   0,alloc
270
271   FB6B   0002           dpb:  dw   2           ;spt
272   FB6D   04 0F 01   db   4,15,1       ;blkshf, blkmsk, nullmsk
273   FB70   0018 0003   dw   24,3,128,0,-8 ;dsw,dirm,alloc01,chktsiz,trk off
274   FB74   0080 0000
275   FB78   FFF8
276   FB7A   00           db   0           ;128 byte sectors
277

```

Banked Physical Driver  
Directory Sector, Dpb & Dph

MACRO-80 3.44 09-Dec-81

278 FB7B  
279 FB7F  
280  
281  
282 017F  
283  
284  
285

alloc: ds 4 ;allocation vector  
dirbuf: ds 128 ;directory buffer  
  
drvlen .dephase  
equ \$-driver  
  
Subttl System Identification  
page



Banked Physical Driver  
System Identification

MACRO-80 3.44 09-Dec-81

```

286
287
288
289
290
291      03D8      3A F000
292      03DB      FE C3
293      03DD      20 0D
294      03DF      2A F001
295      03E2      7E
296      03E3      FE F3
297      03E5      20 05
298      03E7      23
299      03E8      7E
300      03E9      FE DB
301      03EB      C8
302      03EC      E1
303      03ED      11 0434
304      03F0      0E 09
305      03F2      CD 0005
306      03F5      C3 0000
307
308
309
310
311
312
313
314      03FB      ED 5B FF3C
315      03FC      21 FA80
316      03FF      B7
317      0400      ED 52
318      0402      38 11
319      0404      2A FF3E
320      0407      11 FBFF
321      040A      ED 52
322      040C      38 07
323      040E      21 FA80
324      0411      22 FF3E
325      0414      C9
326      0415      11 041A
327      0418      18 D6
328
329      041A      46 72 65 65
330      041E      20 6D 65 6D
331      0422      6F 72 79 20
332      0426      73 70 61 63
333      042A      65 20 69 6E
334      042E      20 75 73 65
335      0432      2E 24
336
337      0434      54 68 69 73
338      0438      20 70 72 6F
339      043C      67 72 61 6D
340      0440      20 72 65 71

;;      Verify The machine this program is being run by Murphy or
;      a Xerox 820-II
;
ReqB22: ld      a,(monitr)      ;make certain system is an 820-II
        cp      0c3h           ;should be a jump instruction if 820
        jr      nz,notii      ;if not give error message
        ld      hl,(monitr+1)  ;follow reload monitor jump
        ld      a,(hl)
        cp      0f3h
        jr      nz,notii      ;if interrupts not disabled
        inc     hl
        ld      a,(hl)
        cp      0dbh
        ret     z
Notii:  pop     hl              ;pitch return address
        ld      de,msg
pmsg:   ld      c,9
        call   bdos
        jp      0

;;      The pointer at Bavail points to the start of free memory, Eavail
;      points to the end of free memory. This test verifies that there
;      is enough space for this program to fit in this un-allocated memory
;      space. If so the Eavail pointer is updated to the start of the driver -1.
;      If not an error message is sent to the console.
;
Ckspac: ld      de,(bavail)    ;get pointer to start of free address space
        ld      hl,drvadr      ;start of driver
        or      a
        sbc    hl,de
        jr      c,nroom        ;if drvadr < bavail then no space
        ld      hl,(eavail)    ;get pointer to end of available space
        ld      de,drvadr+drvlen
        sbc    hl,de
        jr      c,nroom        ;if driver end > end of eavail then no space
        ld      hl,drvadr      ;else update end pointer
        ld      (eavail),hl
        ret
nroom:  ld      de,nospace
        jr      pmsg

Nspace: db      'Free memory space in use.$'

Msg:    db      'This program requires a Xerox 820-II Information Processor.$'

```

Banked Physical Driver  
System Identification

MACRO-80 3.44 09-Dec-81

341	0444	75 69 72 65
342	0448	73 20 61 20
343	044C	58 65 72 6F
344	0450	78 20 38 32
345	0454	30 2D 49 49
346	0458	20 49 6E 66
347	045C	6F 72 6D 61
348	0460	74 69 6F 6E
349	0464	20 50 72 6F
350	0468	63 65 73 73
351	046C	6F 72 2E 24
352		
353		
354		

Subttl Symbol Table  
end

Banked Physical Driver  
Symbol Table

MACRO-80 3.44 09-Dec-81

## Macros:

## Symbols:

FB7B	ALLOC	FA9C	BANK1	FAA2	BANK2
FAB4	BANK3	FAB7	BANK4	FAB8	BANK5
FACB	BANK6	FACF	BANK7	FAB0	BANKED
FF3C	BAVAIL	0005	BDOS	019D	BNKMSG
0195	BNKUSG	03F8	CKSPAC	005C	DFCB
FB7F	DIRBUF	FADB	DIRECT	FB6B	DPB
FB5B	DPH	0259	DRIVER	FAB0	DRVADR
017F	DRVLEN	FF3E	EAVAIL	015C	LOADIT
F000	MONITR	0434	MSG	03EC	NOTII
0415	NR00M	041A	NSPACE	03F0	PMSG
03D8	REQB22	FAD7	SELBNK	0000	STACK
FAC4	STKSAV	F033	XCRTMV	F036	XGETSL

No Fatal error(s)

ALLOC	269	278#			
BANK1	181	183#			
BANK2	185	187#			
BANK3	193	197#			
BANK4	195	199#			
BANK5	198	200#			
BANK6	189	208#			
BANK7	210	212#			
BANKED	118	159#			
BAVAIL	68#	314			
BDOS	71#	140	144	305	
BNKMSG	142	146#			
BNKUSG	111	142#			
CKSPAC	113	314#			
DFCB	72#	109			
DIRBUF	268	279#			
DIRECT	208	225#			
DPB	268	271#			
DPH	218	266#			
DRIVER	117	152#	282		
DRVADR	74#	153	315	320	323
DRVLEN	121	282#	320		
EAVAIL	69#	319	324		
LOADIT	81	108#	151		
MONITR	64#	65	66	291	294
MSG	303	337#			
NOTII	293	297	302#		
NROOM	318	322	326#		
NSPACE	326	329#			
PMSG	304#	327			
REQ822	108	291#			
SELBNK	163	218#			
STACK	75#	202			
STKSAV	201	205#			
XCRTMV	65#	203			
XGETSL	66#	124			

```

1      Title    Position encoded keyboard handler
2
3      ;;
4      ;        Position encoded keyboard handler for the 820-II & 16/8
5      ;        professional computer.
6      ;
7      ;        Copyright 1983 (C) XEROX Corporation
8      ;
9      ;;
10     ;        This is the stand alone rom addition to the Xerox
11     ;        820-II monitor. It is called once during monitor restart
12     ;        and at that time patches the monitor in ram to
13     ;        call the modified k/b,crt,Screenprint and printer
14     ;        routines. It then moves in its own SIGNON overlay
15     ;        and jumps into it.
16     ;
17     ;        This SIGNON in addition to selecting the disk driver also
18     ;        moves into ram (in the spare driver area) translation
19     ;        tables and code for k/b and printer routines (crt is run
20     ;        out of rom).
21     ;
22     ;        There is also a RX BOOT overlay which is selected instead
23     ;        of the Xerox one. This loads the national translation
24     ;        tables from disk and then calls the Xerox BOOT.
25
26     .z80
27
28     0000      ver    defl    013
29
30     subttl   Xerox ROM dependant equates
31     page

```

```

32
33
34      ;; The following equates are dependant on the revision of the Xerox ROM
35      ; These are compatible with Ver. 4.02
36      ;
37      1800      rx1984 equ 1800h      ;start of rx1984
38      0800      romsiz equ 800h      ;size of eprom
39      F000      monitr equ 0f000h    ;start of monitor ad jump table
40      F1EC      savstk equ x'f1ec'   ;stack save address
41      FF10      ctvec equ x'ff10'    ;counter timer interrupt vector
42      FF18      sysvec equ 0ff18h    ;vector page
43      FF1A      kbvec equ sysvec+2   ;keyboard vector
44      FC5D      tca equ 0fc5dh      ;start of 4.02 transient command area
45      0002      bofff1 equ ('A'-'@')*2 ;A command vector in command table
46      0018      bofff2 equ ('L'-'@')*2 ;l command vector in command table
47      0019      sioff equ 19h        ;sioout vector in monitor table
48      000A      kboff equ 0ah        ;offset in k/b int service for patch
49      0010      fcrtof equ 10h       ;fast crt out vector in monitor table
50      0012      crtcall equ 12h      ;offset in crt driver for patch
51      F006      const equ monitr+6
52      F009      conin equ monitr+9
53      F003      warm equ monitr+3
54      F01B      select equ monitr+1bh
55      F01E      home equ monitr+1eh
56      F024      read equ monitr+24h
57      F03C      config equ monitr+x'3c' ;monitor configure routine
58      F03F      siordy equ monitr+x'3f' ;sio channel b output ready status
59      F066      idle equ monitr+x'66'  ;idle while i/o pending
60      F06C      mntrex equ monitr+x'6c' ;monitor jump table expansion area
61      F06C      kybdlp equ monitr+x'6c' ;low profile keyboard entry address
62      F06F      key2 equ monitr+x'6f'  ;keyboard xlat char entry address
63      F072      key5 equ monitr+x'72'  ;keyboard without xlat char entry address
64      F075      pnext equ monitr+x'75' ;print message after call
65      F078      prboff equ monitr+x'78' ;prompt boot entry
66      0182      crtdd1 equ 0182h
67      0196      crtdd2 equ 0196h
68      01DD      grpdd equ 1ddh        ;address of set graphics attribute
69      1078      xrsign equ 1078h      ;address of xr signon overlay
70      0060      sigoff equ 60h        ;offset of ver value in signon
71      11C0      xrboot equ 11c0h     ;boot o/l address
72      F167      mkey2 equ x'f167'    ;keyboard handler entry address
73      F18F      mkey5 equ x'f18f'    ;return from keyboard and timer interrupt add
74      F22F      sprnt1 equ 0f22fh    ;patch address for screen print
75      F232      sprnt2 equ 0f232h    ;return address from RX screenprint code
76      F293      crtoff equ x'f293'   ;switch to ram side
77      F339      prvatt equ 0f339h    ;contains address of current set attribute
78      FA62      prompt equ 0fa62h    ;4.02 PROMPT
79      FA95      mprmt0 equ x'fa95'   ;4.01 PRMTO
80      FC3D      mpnext equ x'fc3d'   ;4.01 PNEXT
81
82      ; Data Addresses
83
84      ED80      bootbf equ 0ed80h
85      F0E3      mask equ 0f0e3h
86      F091      confg equ 0f091h

```

Position encoded keyboard handler  
Xerox ROM dependant equates

MACRO-80 3.44 09-Dec-81

```

87     F20E          spact  equ   x'f20e'
88     F319          gold   equ   0f319h
89     F360          sellab equ   0f360h
90     F470          fivdpp equ   0f470h
91     F708          rigdpp equ   0f708h
92     F800          tabled equ   0f800h          ;space for rx code
93     FA11          phytrk equ   0fa11h
94     FF3C          availb equ   x'ff3c'       ;bottom available ram memory
95     FF50          intstk equ   x'ff50'       ;temporary stack address
96     FF54          steprt equ   0ff54h
97     FF5C          linbuf equ   0ff5ch
98     FFAC          cursor equ   0ffach
99     FFB2          leadin equ   0ffb2h
100    FFB3          attrib equ   0ffb3h          ;address of attributes enabled flag
101    FFB4          chrsav equ   0ffb4h
102
103          ;          Port addresses
104          ;
105    001D          sysctl  equ   1dh
106    001C          syspio  equ   1ch
107    0005          siodpb  equ   05h
108    0010          wd1797  equ   10h
109    001E          kbdat   equ   1eh
110    0019          ctcl    equ   x'19'          ;ctcl port address
111
112          ;          Other Equates
113          ;
114    0081          encntr  equ   x'81'          ;enable ctc command
115    0001          stcntr  equ   x'01'          ;stop ctc command
116    0000          rev0    equ   x'00'          ;4.00 Revision Level
117    0001          rev1    equ   x'01'          ;4.01 Revision Level
118    0064          rev50   equ   5*100-400     ;5.00 Revision level
119    003C          cnfgoff equ   x'3c'          ;monitor configuration offset
120    0006          cnfbyte equ   x'06'          ;configuration subroutine byte offset
121    0008          kblp    equ   x'08'          ;configuration bit id for LPKYBD
122    0008          romofs  equ   x'08'          ;PROMPT offset between 4.02 & 4.01 monitor
123    0001          lpkofs  equ   x'01'          ;additional sector required for table storage
124    007B          upper   equ   'z'+1        ;upper limit for alpha test
125    0061          lower  equ   'a'          ;lower limit for alpha test
126    0020          upascii equ   'a'-'A'       ;set to upper case ASCII mask
127    0000          zero    equ   0            ;zero
128    00FF          setflg  equ   x'ff'        ;set flag
129
130          ;          Equates
131          ;
132    0004          c.five   equ   04
133    0006          c.sasi   equ   06
134    0001          o.term   equ   0001h
135    0300          sasidl   equ   300h
136
137          ;          Internal equates
138          ;
139    001D          rtab1    equ   29            ;rigid disk tables sector 1
140    001E          rtab2    equ   30            ; " " " " 2
141    0004          ftab1    equ   04            ;floppy " " " 1
142    0005          ftab2    equ   05            ; " " " " 2

```

Position encoded keyboard handler  
Xerox ROM dependant equates

MACRO-80 3.44 09-Dec-81

```
143 0006          ftab3 equ 06          ; " " " " 3
144 0000          lang  equ 00          ;offset of language no. in index table
145 0001          kbrd  equ 01          ;offset of k/b flag in index table
146 0002          font  equ 02          ;offset of font flag in index table
147 0003          prnt  equ 03          ;offset of printer flag in index table
148 0004          kbrdtb equ 04          ;offset of k/b tables in first sector
149 001A          clrsc equ 1ah         ;clear screen
150 001B          esc   equ 1bh         ;escape key
151 0004          eot   equ 04h         ;end of text
152 000D          cr    equ 0dh         ;carriage return
153 000A          lf    equ 0ah         ;line feed
154
155
156          subttl  RX1984 Restart
          page
```



```

157
158
159      0000'
160
161
162      start:
163      .phase rx1984
164      ;;
165      RX1984
166      ;
167      Entry here from Xerox monitor before entering SIGNON.
168      ;
169      Input:-
170      ;
171      ;         hl - cmdtab
172      ;         de - seltab
173      ;         bc - cloc
174      ;
175      1800      C5
176      1801      D5
177      1802      E5
178      1803      21 0000
179      1806      CD F03C
180      1809      7C
181      180A      FE 00
182      180C      CA 187E
183      180F      FE 64
184      1811      D2 187E
185      1814      21 181A
186      1817      FE 01
187      1819      2B 03
188      181B      21 1829
189      181E      11 F06C
190      1821      01 000F
191      1824      F5
192      1825      ED B0
193      1827      DD 2A F03D
194      182B      DD 7E 06
195      182E      F6 08
196      1830      DD 77 06
197      1833      F1
198
199      ;;
200      Alter BOOT command vectors
201      ;
202      1834      DD E1
203      1836      DD E5
204      1838      DD 36 02 3D'
205      183C      DD 36 03 06'
206      1840      DD 36 18 3D'
207      1844      DD 36 19 06'
208      1848      FE 01
209      184A      2B 10
210      184C      DD 36 02 45'
211      1850      DD 36 03 06'
212      1854      DD 36 18 45'
213      1858      DD 36 19 06'
214
215      ;;
216      Alter keyboard interrupt service
217      ;

```

```

      push      bc
      push      de
      push      hl
      ld        hl,0
      call      config          ;get monitor configuration
      ld        a,h
      cp        rev0
      jp        z,noload        ;skip if below 4.01
      cp        rev50
      jp        nc,noload        ;skip if 5.00 or above
      ld        hl,rv1tbl        ;4.01 spring board table
      cp        rev1
      jr        z,tbxfer        ;skip if 4.01
      ld        hl,rv2tbl        ;4.02+ spring board table
      tbxfer: ld        de,mtrex
      ld        bc,jtblsz
      push      af              ;save monitor level
      ldir              ;append monitor table with lpsybd jmp vectors
      ld        ix,(monitr+cnfgoff+1) ;set address at monitor config:
      ld        a,(ix+cnfbyte)
      or        kblp          ;set low profile bit flag
      ld        (ix+cnfbyte),a
      pop       af              ;recover monitor level

```

```

      pop       ix              ;cmdtab address
      push      ix
      ld        (ix+boff1),low rxboot          ;assume 4.01 monitor
      ld        (ix+boff1+1),high rxboot
      ld        (ix+boff2),low rxboot
      ld        (ix+boff2+1),high rxboot
      cp        rev1              ;monitor check
      jr        z,soout          ;skip if 4.01 monitor
      ld        (ix+boff1),low (rxboot+romofs) ;4.02+ monitor boot over addr
      ld        (ix+boff1+1),high (rxboot+romofs)
      ld        (ix+boff2),low (rxboot+romofs)
      ld        (ix+boff2+1),high (rxboot+romofs)

```

```
212 185C DD 2A FF1A          Sout: ld ix,(kvec) ;k/b int vector
213 1860 DD 36 0A CD          ld (ix+kboff),0cdh ;CALL operation
214 1864 DD 36 0B 6C          ld (ix+kboff+1),low kybdlp
215 1868 DD 36 0C F0          ld (ix+kboff+2),high kybdlp
216
217 ;; Move in RX SIGNON to o/l area and execute it
218 ;
219 186C E1                  pop hl
220 186D D1                  pop de
221 186E C1                  pop bc
222 186F C1                  pop bc ;throw away return address
223 1870 21 0552'          ld hl,rxsign ;rom address
224 1873 11 FC5D          ld de,tca ;o/l area
225 1876 01 00EB          ld bc,rxsigl ;length
226 1879 ED B0            ldir
227 187B C3 FC5D          jp tca ;GO SIGN ON
228 187E E1                  noload: pop hl
229 187F D1                  pop de
230 1880 C1                  pop bc
231 1881 3E FF            ld a,'ff' ;wrong monitor
232 1883 A7                and a ;load signon from monitor
233 1884 C9                ret
234
235 subttl ROM resident CRT Driver
236 page
```

```

237
238
239
240      ;;      Crtdrv - Crt Driver RX Addition.
241      ;
241      1885      2A FFAC      Rxcrt: ld      hl,(cursor)      ;set cursor address
242      1888      3A FFB4      ld      a,(chrsav)      ;retrieve character under cursor
243      188B      77          ld      (hl),a          ;replace character under cursor
244      188C      32 F319      ld      (gold),a       ;bury balcones gold
245      188F      3A FFB2      ld      a,(leadin)     ;set leadin state
246      1892      B7          or      a
247      1893      C2 0196      jp      nz,crt2        ;if processing escape sequence
248      1896      3A F0E3      ld      a,(mask)      ;get keyboard mask
249      1899      A1          and     c
250      189A      4F          ld      c,a
251      189B      FE 20      cp      ' '
252      189D      DA 0196      jp      c,crt2        ;if control code
253      18A0      CD 18A6      call   fonchk         ;do font translation
254      18A3      C3 0182      jp      crt1          ;go to XR code
255
256      ;;      Subroutine fonchk does the font translation for national
257      ;      character sets.
258      ;      entry: C contains the character
259      ;      exit: C contains the translation
260      ;
261      18A6      E5          Fonchk: push   hl          ;save cursor posn.
262      18A7      79          ld      a,c            ;get char in a
263      18A8      E6 80      and     10000000b     ;preserve attribute bit
264      18AA      F5          push   af
265      18AB      21 FFB3      ld      hl,attrib     ;point to attribute enabled flag
266      18AE      B6          or      (hl)          ;test if set
267      18AF      28 0A      jr      z,font1       ;no attribute bit - go do translation
268      18B1      11 01DD      ld      de,grpadd     ;check if graphics mode
269      18B4      2A F339      ld      hl,(privatt)  ;current attribute mode
270      18B7      ED 52      sbc    hl,de
271      18B9      28 0F      jr      z,font2       ;graphics mode - no translate
272      18BB      79          font1: ld      a,c            ;here to do translate
273      18BC      CB BF      res    7,a           ;clear attribute bit
274      18BE      21 F960      ld      hl,fontbl     ;address of exceptions table
275      18C1      01 000D      ld      bc,fontsz     ;size of exceptions table
276      18C4      ED B1      cpir   ;search for char. in exceptions
277      18C6      4F          ld      c,a           ;restore char to c
278      18C7      CC 18CF      call   z,fntran       ;if found do translation
279      18CA      F1          fon2: pop    af        ;retrieve attribute bit
280      18CB      B1          or      c             ;or it in
281      18CC      4F          ld      c,a           ;retrieve cursor
282      18CD      E1          pop    hl
283      18CE      C9          ret
284
285      ;;      s/r fntran translates font characters
286      ;      entry: (HL) - address+1 of char to be translated in fontbl
287      ;      exit: (c) - translated character
288      ;
289      18CF      2B          Fntran: dec    hl       ;back to byte to be translated
290      18D0      01 000D      ld      bc,fontsz     ;size of table
291      18D3      09          add    hl,bc          ;add to address of char. to be translated

```

```

292      18D4      4E          ld      c,(hl)          ;get translated value
293      18D5      C9          ret
294
295      ;;          This routine is called from the Xerox screenprint handler. It
296      ;          picks up the character to be printed from the crt ram, does a
297      ;          reverse font translate, replaces any control codes with a space,
298      ;          does a printer translate and outputs the character to the printer.
299      ;          entry:- HL - address of byte to be printed
300      ;
301      18D6      E5          scrprt: push  hl
302      18D7      C5          push  bc
303      18D8      7E          ld    a,(hl)          ;byte for printing
304      18D9      CB BF      res    7,a           ;ignore attribute bit
305      ;          ;do reverse font translate
306      18DB      21 F96D     ld    hl,fontbl+fontsz ;point to translates
307      18DE      01 000D     ld    bc,fontsz
308      18E1      ED B1      cpir                ;search for char.
309      18E3      20 07      jr    nz,scr01       ;not in table
310      ;          ;in table convert to media code
311      18E5      01 000D     ld    bc,fontsz      ;offset back to media code
312      18E8      37          scf
313      18E9      ED 42      sbc  hl,bc           ;points to media code
314      18EB      7E          ld    a,(hl)
315      18EC          scr01:          ;here with media code
316      18EC      FE 20      cp    20h           ;is it a control code
317      18EE      30 02      jr    nc,scr02       ;no
318      18F0      3E 20      ld    a,20h         ;yes. substitute a space
319      18F2      CD 1966     scr02: call  potran       ;do printer translation
320      18F5      20 0D      jr    nz,scr03       ;no translation done. go output char.
321      ;          ;translation done.check escape bit
322      18F7      CB 7F      bit  7,a           ;escape bit
323      18F9      28 09      jr    z,scr03        ;not set go output char
324      18FB      4F          ld    c,a           ;set. save char.
325      18FC      3E 1B      ld    a,esc         ;output an escape
326      18FE      CD 1959     call  posout        ;output routine
327      1901      79          ld    a,c           ;restore char.
328      1902      CB BF      res  7,a           ;clear escape bit
329      1904      CD 1959     scr03: call  posout        ;print char
330      1907      C1          pop  bc
331      1908      E1          pop  hl
332      1909      C3 F232     jp    sprnt2        ;return to Xerox code
333
334      ;;          Exception print driver - ROM entry point
335      ;
336      190C      C5          Rmposend:push bc
337      190D      E5          push  hl
338      190E      CD 1914     call  posend
339      1911      E1          pop  hl
340      1912      C1          pop  bc
341      1913      C9          ret
342
343      ;;          Posend - deals with character translation and escape
344      ;          sequences for the diablo 630
345      ;          input--- a contains char for output to channel b
346      1914      4F          Posend: ld    c,a
347      1915      3A F9A6     ld    a,(escsq)     ;in an escape sequence?

```

Position encoded keyboard handler  
ROM resident CRT Driver

MACRO-80 3.44 09-Dec-81

```

348 1918 B7 or a
349 1919 20 22 jr nz,pos04 ;yes
350 191B 79 ld a,c
351 191C FE 1B cp esc ;escape char?
352 191E 20 07 jr nz,pos01 ;no
353 1920 CD 1959 call posout ;output char
354 1923 32 F9A6 ld (escsq),a ;set escape sequence flag
355 1926 C9 ret
356 1927 pos01: ;not escape char
357 1927 CD 1966 call potran ;do translation if neccessary
358 192A 20 0D jr nz,pos03 ;wasn't neccessary
359 192C CB 7F bit 7,a ;escape marker set?
360 192E 28 09 jr z,pos02 ;no
361 1930 4F ld c,a
362 1931 3E 1B ld a,esc
363 1933 CD 1959 call posout ;output escape char
364 1936 79 ld a,c
365 1937 CB BF res 7,a ;clear escape marker
366 1939 pos02: ;escape marker not set
367 1939 pos03: ;no translation
368 1939 CD 1959 call posout ;output char
369 193C C9 ret
370 193D pos04: ;escape sequence
371 193D FE FF cp 0ffh ;3rd byte?
372 193F 20 06 jr nz,pos05 ;no 2nd
373 1941 79 ld a,c
374 1942 CD 1959 call posout ;output char
375 1945 18 0D jr pos06
376 1947 79 pos05: ld a,c ;2nd byte of escape sequence
377 1948 CD 1959 call posout ;output byte
378 194B CD 1986 call poesc ;search escape table for char
379 194E 20 04 jr nz,pos06 ;not present---2 byte sequence
380 1950 3E FF ld a,0ffh ;set sequence for 3rd byte
381 1952 18 01 jr pos07
382 1954 AF pos06: xor a ;end of 2 byte sequence
383 1955 32 F9A6 pos07: ld (escsq),a ;toggle escape sequence flag
384 1958 C9 ret
385 1959 posout: ld b,a
386 195A CD F03F siox1: call siordy
387 195D CC F066 call z,idle
388 1960 28 F8 jr z,siox1
389 1962 78 ld a,b
390 1963 D3 05 out (siodpb),a
391 1965 C9 ret
392
393 ;; Potran - does printer translation if neccessary and returns
394 ; a flag to indicate if translation has been done.
395 ; input- a char for translation
396 ;
397 ; output- a (translated) char
398 ; z set if char is translated (otherwise reset)
399 ;
400 1966 21 F97A Potran: ld hl,prntbl ;print exceptions table
401 1969 01 0016 ld bc,prntsz ;size of table
402 196C ED B1 cpir
403 196E C0 ret nz ;no match - don't translate

```

Position encoded keyboard handler  
ROM resident CRT Driver

MACRO-80 3.44 09-Dec-81

```

404 196F 2B          dec    hl          ;translate
405 1970 01 0016   ld     bc,prntsz
406 1973 09        add    hl,bc       ;offset to translation
407 1974 7E        ld     a,(hl)     ;translation byte
408 1975 B7        or     a           ;if zero, requires overstriking sequence
409 1976 20 0B     jr     nz,ptr01   ;non-zero - go output char
410                ;zero - use next 2 bytes in table as sequence
411 1978 23        inc    hl
412 1979 7E        ld     a,(hl)     ;first byte
413 197A CD 1959   call  posout
414 197D 3E 08     ld     a,08h     ;backspace
415 197F CD 1959   call  posout
416 1982 23        inc    hl         ;second byte
417 1983 AF        ptr01: xor    a          ;set z for return flag
418 1984 7E        ld     a,(hl)    ;get translation
419 1985 C9        ret
420
421                ;; Poesc - searches the escape table for a match with the char
422                ; passed in a. if found returns with z set otherwise
423                ; z is clear
424                ;
425 1986 21 198F   Poesc: ld    hl,pesctb ;table of escape sequences
426 1989 01 0007   ld     bc,esctsz   ;size of table
427 198C ED B1     cpir
428 198E C9        ret
429
430 198F 09 0B 0C 1E pesctb: defb 09h,0bh,0ch,1eh,1fh,16h,11h ;630 daisy printer
431 1993 1F 16 11
432 0007
433
434
435                ;; Function:- to deal with characters form a position
436                ; encoded keyboard.
437                ; input:- A character read from PIO
438                ; CMD/STATUS byte
439                ; bit 7 -CMD/STATUS byte if set
440                ; bit 6 -upstroke flag
441                ; bit 5 -y axis negative (mouse)
442                ; bit 4 -x axis negative (mouse)
443                ; bit 3 -mouse active
444                ; bit 2 -ctrl key station active
445                ; bit 1 -shift key station active
446                ; bit 0 -lock key station active
447                ; First data byte
448                ; bit 7 -Always reset
449                ; bits(6-0) -key station or x mouse displacement
450                ; Second mouse data byte
451                ; bit 7 -Always reset
452                ; bits(6-0) -y mouse displacement
453                ;
454                ; output:- 1) Carry set -- command byte or sequence error
455                ; 2) Carry clear -- translated character returned in A
456                ;
457 1996 2F        Pekhdl: cpl          ;complement keyboard byte
458 1997 D5        push   de        ;save registers
459 1998 16 00     ld     d,zero    ;get flags

```

```

460 199A CB 7F          bit    cmd,a          ;command byte?
461 199C 28 17          jr     z,kypos        ;skip to position byte handler
462 199E 18 01          jr     cmdb           ;skip to command byte handler
463 19A0
464 19A0 7A             nochar equ    $
465 19A1 32 F9A7        peknc2:ld    a,d          ;clear command byte (non-valid position byte)
466 19A4 CB 5F          cmdb:  ld    (cmdstat),a ;save command-status byte
467 19A6 28 05          bit    mouse,a        ;mouse cmd?
468 19A8 21 F95D        jr     z,peknc        ;skip if not mouse
469 19AB CB 8E          ld    hl,mstbl
470 19AD CD 1A66        res    xy,(hl)
471 19B0 37             peknc: call  stpctcl     ;reset repeat flag
472 19B1 D1             peknc1:scf          ;this no the position byte
473 19B2 C3 F9B7        pekex: pop    de          ;recover registers
474 19B5 5F             jp     lpkext        ;jmp instead of ret - small interrupt stack
475 19B6 21 F9A7        kypos: ld    e,a          ;save position code
476 19B9 CB 7E          ld    hl,cmdstat      ;fetch command byte
477 19BB 28 F0          bit    cmd,(hl)       ;out of sync check
478 19BD CB 5E          jr     z,peknc        ;quit if no command byte
479 19BF C2 1A7D        bit    mouse,(hl)     ;test for mouse movement
480 19C2 CB 76          jp     nz,mice        ;skip if mouse moved
481 19C4 20 20          bit    ustrk,(hl)     ;test key position
482 19C6 CD 19DB        jr     nz,upstrk      ;jump if special upstroke
483 19C9 28 D5          call  ctrtst          ;test for control codes
484 19CB CD 19FF        jr     z,peknc2       ;quit if non printable control character
485 19CE CD 1A23        call  tblsel          ;select translation table
486 19D1 CD 1A3D        call  alpktst         ;test for alpha lock char
487 19D4 21 F9A7        call  rptst           ;test for repeat keys
488 19D7 72             charout:ld    hl,cmdstat ;fetch command byte
489 19D8 A7             ld    (hl),d          ;clear command byte (valid position byte)
490 19D9 18 D6          and    a              ;clear carry
491
492 ;; Character is tested for the lock, shift, and ctrl key station.
493 ;
494 ; input a - key station code
495 ;
496 ; output z - set if lock,shift, or ctrl key station
497 ;
498 19DB E5             Ctrtst: push    hl          ;save registers
499 19DC 21 F953        ld    hl,ctrltbl      ;non printable char table
500 19DF 01 0006        ld    bc,ctctr        ;byte count of table
501 19E2 ED B1          cpir                  ;search table
502 19E4 E1             pop    hl
503 19E5 C9             ret
504
505 ;; The up-stroke is tested for special up-stroke key-stations.
506 ;
507 ; input a - key station code
508 ; strkup - user enable flag
509 ;
510 ; output a - translated up-stroke key-station code
511 ;
512 19E6 21 F95D        Upstrk:ld    hl,mstbl   ;user enable up-stroke flag
513 19E9 CB 5E          bit    strkup,(hl)
514 19EB 28 B3          jr     z,nochar       ;quit if user inhibited
515 19ED 21 F959        ld    hl,ups          ;exception key-station table

```

```

516 19F0 01 0002 ld bc,upssz ;byte count of table
517 19F3 ED B1 cpir ;search table
518 19F5 20 A9 jr nz,nochar ;quit if no match
519 19F7 2B dec hl ;get exception
520 19FB 01 0002 ld bc,upssz
521 19FB 09 add hl,bc
522 19FC 7E ld a,(hl)
523 19FD 1B D5 jr charout ;return translated character
524
525 ;; The appropriate keyboard translation table is selected
526 ;
527 ; input hl - command-status address
528 ; de - key station code
529 ;
530 ; output a - translated key station code
531 ;
532 19FF 7E Tblsel: ld a,(hl) ;move cmd-status byte
533 1A00 E5 push hl ;save command-status ptr
534 1A01 21 F867 ld hl,shtab ;preset to shift table
535 1A04 CB 4F bit shift,a ;shift bit set?
536 1A06 20 17 jr nz,cmdb1 ;skip if set
537 1A0B 21 F8CE ld hl,cdtab ;preset to control table
538 1A0B CB 57 bit ctrl,a ;control bit set?
539 1A0D 20 10 jr nz,cmdb1 ;skip if set
540 1A0F 21 F800 ld hl,tab1 ;preset to un shifted table
541 1A12 CB 47 bit lock,a ;lock key set
542 1A14 28 09 jr z,cmdb1 ;skip if reset
543 1A16 3A F93B ld a,(shftlck) ;lock key set
544 1A19 A7 and a ;test for shift lock (not alpha lock)
545 1A1A 28 03 jr z,cmdb1 ;skip if reset
546 1A1C 21 F867 ld hl,shtab ;preset to shift table
547 1A1F cmdb1: ;here with translation table address in hl
548 1A1F 19 add hl,de ;index into table
549 1A20 7E ld a,(hl) ;get translated char
550 1A21 E1 pop hl ;recover command-status ptr
551 1A22 C9 ret
552
553 ;; If the lock key is depressed, the translated character is
554 ; tested to see if it is an alphabet. If it is lower case,
555 ; then it is forced upper case.
556 ;
557 ; input hl - command-status address
558 ; a - translated character
559 ;
560 ; output a - translated character(upper chase if alpha+lock)
561 ;
562 1A23 CB 46 Alphst: bit lock,(hl) ;test alpha lock flag
563 1A25 C8 ret z ;quit if not alpha lock
564 1A26 FE 7B cp upper ;test for upper alpha range
565 1A28 30 06 jr nc,alphexc ;skip if non alpha range
566 1A2A FE 61 cp lower ;test for lower case alpha range
567 1A2C 38 02 jr c,alphexc ;skip if not lower alpha case
568 1A2E D6 20 sub upascii ;set upper case ASCII alpha character
569
570 ;; Three additional characters are allowed for the alpha lock key
571 ;

```



```

572      ;      input   hl - command-status address
573      ;      ;      a - translated character
574      ;
575      ;      output  a - upper case exception
576      ;
577      1A30      21 F935      Alphexc: ld   hl,captab      ;lock exception table
578      1A33      01 0003      ld   bc,cptbsz      ;table size
579      1A36      ED B1        cpir                ;search
580      1A38      C0          ret   nz            ;quit if not found
581      1A39      23          inc   hl            ;get exception
582      1A3A      23          inc   hl
583      1A3B      7E          ld   a,(hl)
584      1A3C      C9          ret
585
586      ;;      Checks for repeat character.  If repeat character, the millisec
587      ;      timer is vector address is modified and the timer is set up
588      ;      for 0.5 second.  The timer is kicked off.
589      ;
590      ;      input   a - translated character
591      ;
592      1A3D      21 F940      Rptst: ld   hl,rptbl      ;repeat char table
593      1A40      01 0013      ld   bc,cntrp      ;number of repeat chars
594      1A43      ED B1        cpir                ;test for repeat chars
595      1A45      C0          ret   nz            ;quit if not repeat char
596      1A46      2A F93C      ld   hl,(tick)      ;millisec count
597      1A49      22 F9A8      ld   (millcnt),hl  ;save it in table
598      1A4C      21 F9AA      ld   hl,rptchar    ;repeat char save address.
599      1A4F      77          ld   (hl),a        ;save repeat char
600      1A50      F5          push  af
601      1A51      23          inc   hl            ;repeat flag address
602      1A52      36 FF      ld   (hl),setflg   ;set repeat flag
603      1A54      2A FF12      ld   hl,(ctcvec+2) ;get 1 millisec interrupt vector
604      1A57      22 F9AC      ld   (save),hl    ;save it
605      1A5A      21 F9D0      ld   hl,rptclk    ;kybd repeat key timer
606      1A5D      22 FF12      ld   (ctcvec+2),hl ;substitute it
607      1A60      3E B1        ld   a,encntr     ;enable millisec timer
608      1A62      D3 19      out  (ctcl),a     ;do it
609      1A64      F1          pop   af          ;recover character
610      1A65      C9          ret
611
612      ;;      This routine stops the millisecond timer and restores the
613      ;      original timer vector
614      ;
615      1A66      21 F9AB      Stpctcl: ld  hl,rptflg   ;fetch repeat char flag
616      1A69      7E          ld   a,(hl)
617      1A6A      A7          and  a            ;set flags
618      1A6B      C8          ret  z            ;quit if no repeat keys
619      1A6C      72          ld   (hl),d       ;clear repeat char flag
620      1A6D      2A F9AC      ld   hl,(save)    ;original 1 millisec interrupt address
621      1A70      22 FF12      ld   (ctcvec+2),hl ;restore it
622      1A73      3A F20E      ld   a,(spact)    ;fetch screen print flag
623      1A76      A7          and  a
624      1A77      C0          ret  nz          ;don't kill timer, if screen printing
625      1A78      3E 01      ld   a,stcntr     ;stop timer
626      1A7A      D3 19      out  (ctcl),a
627      1A7C      C9          ret

```

```

628
629
630      ;; This is the optical mouse handler. The delta x and y mouse
631      ; movement is accumulate and stored in memory locations.
632      ;
633      ; input  a= mouse delta either x or y
634      ;        xy= zero for x mouse delta
635      ;           x'ff' for y mouse delta
636      ;        hl= cmdstat address
637      ;        cmdstat=bit 3 mouse moved
638      ;                   bit 4 x delta negative
639      ;                   bit 5 y delta negative
640      ;        mstbl =bit 7 mouse enabled user flag
641      ;                   bit 6 intrp/npol
642      ;                   bit 1 y/nx byte
643      ;                   bit 0 mouse table is updated
644      ;        mbyte =interrupt return byte
645      ;        xmax =maximum horizontal display units
646      ;        ymax =maximum vertical display units
647
648      ; output mstbl= bit 0, mouse table updated
649      ;         xloc= x position of mouse
650      ;         yloc= y position of mouse
651      ;         dxmv= prior x signed displacement
652      ;         dymv= prior y signed displacement
653
654      ; special requirements
655      ; The majority of the mouse-pointer table is require memory
656      ; resident in the in the user address space above X'BFFF'
657      ; since this handle is ROM resident. Variables MSTBL AND MSPTR
658      ; reside in keyboard RAM space. Variable MSPTR pointers to
659      ; where the user mouse table resides. These variable are
660      ; update by both the handler and the user. The following
661      ; data structure resides in the user's RAM space only if
662      ; the two-button mouse pointer is required for the applicaton:
663      ; (MSPTR+0) =MBYTE
664      ; (MSPTR+1) =XMAX-LSB
665      ; (MSPTR+2) = -MSB
666      ; (MSPTR+3) =YMAX-LSB
667      ; (MSPTR+4) = -MSB
668      ; (MSPTR+5) =XLOC-LSB
669      ; (MSPTR+6) = -MSB
670      ; (MSPTR+7) =YLOC-LSB
671      ; (MSPTR+8) = -MSB
672      ; (MSPTR+9) =DXMV-LSB
673      ; (MSPTR+A) = -MSB
674      ; (MSPTR+B) =DYMV-LSB
675      ; (MSPTR+C) = -MSB
676
677      Mice: ld e,a ;save mouse delta
678           ld a,(hl)
679           ld b,a ;save cmd/status byte
680           ld hl,mstbl ;mouse table
681           bit msf!g,(hl) ;test for user enabled
682           jp z,nochar ;quit if mouse handler is not enabled
683           push ix ;save register
684           ld ix,(msptr) ;fetch user's table

```

```

684 1A8E CB 4E bit xy,(hl) ;test y/nx mouse byte flag
685 1A90 20 26 jr nz,mickey ;skip if y axis delta
686 1A92 DD 6E 05 ld l,(ix+5) ;fetch current x position
687 1A95 DD 66 06 ld h,(ix+6)
688 1A98 7B ld a,e ;save unsigned mouse delta byte
689 1A99 CB 60 bit xneg,b ;test polarity of x delta
690 1A9B CD 1AEB call micel ;add delta & do min value check
691 1A9E DD 73 09 ld (ix+x'9'),e ;save signed mouse delta word
692 1AA1 DD 72 0A ld (ix+x'a'),d
693 1AA4 DD 5E 01 ld e,(ix+1) ;fetch max position value
694 1AA7 DD 56 02 ld d,(ix+2)
695 1AAA CD 1B00 call mice2 ;do max value check
696 1AAD DD 75 05 ld (ix+5),l ;save position
697 1AB0 DD 74 06 ld (ix+6),h
698 1AB3 DD E1 micex1: pop ix ;restore register
699 1AB5 C3 19B0 jp peknoc1 ;return to wait for y mouse byte
700 1AB8 DD 6E 07 micexy: ld l,(ix+7) ;fetch current y position
701 1ABB DD 66 08 ld h,(ix+8)
702 1ABE 7B ld a,e ;save unsigned mouse delta byte
703 1ABF CB 68 bit yneg,b ;test polarity of y delta
704 1AC1 CD 1AEB call micel ;add delta & do min value check
705 1AC4 DD 73 0B ld (ix+x'b'),e ;save signed mouse delta word
706 1AC7 DD 72 0C ld (ix+x'c'),d
707 1ACA DD 5E 03 ld e,(ix+3) ;fetch max position value
708 1ACD DD 56 04 ld d,(ix+4)
709 1AD0 CD 1B00 call mice2 ;do max value check
710 1AD3 DD 75 07 ld (ix+7),l ;save position
711 1AD6 DD 74 08 ld (ix+8),h
712 1AD9 21 F95D ld hl,mstbl ;update mouse status
713 1ADC CB C6 set msmov,(hl) ;set the mouse update flag
714 1ADE CB 76 bit mintpr,(hl) ;test for interrupt mode
715 1AE0 CA 1AB3 jp z,micex1 ;bye bye if polling mode
716 1AE3 DD 7E 00 ld a,(ix) ;user interrupt byte
717 1AE6 DD E1 pop ix ;restore register
718 1AEB C3 19D4 jp charout ;bye bye
719
720 ;; This routine adds the delta to either the x or y position and
721 ; does minimum position check
722 ; input e= mouse delta (absolute)
723 ; zero set if positive mouse delta
724 ; reset if negative mouse delta
725 ;
726 ; output hl= update position
727 ;
728 1AEB 20 04 Micel: jr nz,micell ;skip if delta negative
729 1AED 16 00 ld d,zero ;set msb positive
730 1AEF 18 07 jr micel2
731 1AF1 16 FF micell: ld d,-1 ;set msb negative
732 1AF3 7B ld a,e ;recover delta
733 1AF4 2F cpl ;2's complement
734 1AF5 C6 01 add a,l
735 1AF7 5F ld e,a ;put negative value back
736 1AF8 19 micel2: add hl,de ;add delta to mouse position
737 1AF9 7C ld a,h ;get msb
738 1AFA A7 and a
739 1AFB F0 ret p ;skip if msb is positive

```

```

740 1AFC 21 0000 ld hl,zero ;set to minimum boundary
741 1AFF C9 ret
742
743 ;; This routine does a maximum x or y position check
744 ; input hl= x or y position
745 ; de= x or y max value
746 ;
747 ; output a = mstbl
748 ;
749 1B00 7A Mice2: ld a,d ;msb position test
750 1B01 BC cp h
751 1B02 38 04 jr c,mice21 ;skip if msb too big
752 1B04 78 ld a,e ;lsb position test
753 1B05 BD cp l
754 1B06 30 01 jr nc,mice22 ;skip if lsb is not too big
755 1B08 EB mice21: ex de,hl ;force maximum limit
756 1B09 3A F95D mice22: ld a,(mstbl) ;mouse table
757 1B0C CB 4F bit xy,a ;complement xy flag
758 1B0E 28 04 jr z,mice23
759 1B10 CB 8F res xy,a
760 1B12 18 02 jr mice24
761 1B14 CB CF mice23: set xy,a
762 1B16 32 F95D mice24: ld (mstbl),a ;update table
763 1B19 C9 ret
764
765 ;; Jump table for keyboard translator and interrupt handler.
766 ; Exit points and monitor adjustment points for the SIGNON
767 ; overlay and boot overlay
768 ;
769 1B1A C3 F9AF Rv1tbl: jp lpykbd ;4.01 monitor lpykbd jump table
770 1B1D C3 F167 jp mkey2
771 1B20 C3 F18F jp mkey5
772 1B23 C3 FC3D jp mpnext
773 1B26 C3 FA95 jp mprmt0
774 000F jtblsz equ $-rv1tbl
775
776 1B29 C3 F9AF rv2tbl: jp lpykbd ;4.02 monitor lpykbd jump table
777 1B2C C3 F167 jp mkey2
778 1B2F C3 F18F jp mkey5
779 1B32 C3 FC45 jp mpnext+romofs
780 1B35 C3 FA9D jp mprmt0+romofs
781
782 ;; The keyboard tables are restored to the original default values
783 ; that are stored in rom
784 ;
785 1B38 C5 Movtbl: push bc
786 1B39 D5 push de
787 1B3A E5 push hl
788 1B3B 21 034A ld hl,tables
789 1B3E 11 F800 ld de,tabled
790 1B41 01 0159 ld bc,tablex
791 1B44 ED B0 ldir
792 1B46 E1 pop hl
793 1B47 D1 pop de
794 1B48 C1 pop bc
795 1B49 C9 ret

```

Position encoded keyboard handler  
ROM resident CRT Driver

MACRO-80 3.44 09-Dec-81

796  
797  
798  
799

.dephase  
subttl RAM resident (Tables)  
page

```

800
801      034A
802      tables:
803
804      0010
805
806      ;;
807      ;
808      F800      00 1B 31 32      Tab1:  defb      00h,1bh,31h,32h,33h,34h,35h,36h      ;nul,esc,1,2,3,4,5,6
809      F804      33 34 35 36
810      F808      37 38 39 30      defb      37h,38h,39h,30h,2dh,3dh,08h,09h      ;7,8,9,0,-,=,bs,tab
811      F80C      2D 3D 08 09
812      F810      71 77 65 72      defb      71h,77h,65h,72h,74h,79h,75h,69h      ;q,w,e,r,t,y,u,i
813      F814      74 79 75 69
814      F818      6F 70 5B 5D      defb      6fh,70h,5bh,5dh,0dh,0ee,61h,73h      ;o,p,[,],cr,lctrl,a,s
815      F81C      0D EE 61 73
816      F820      64 66 67 68      defb      64h,66h,67h,68h,6ah,6bh,6ch,3bh      ;d,f,g,h,j,k,l,;
817      F824      6A 6B 6C 3B
818      F828      27 0A EC 2E      defb      27h,0ah,0ec,2eh,7ah,78h,63h,76h      ;',lf,lshift,...,z,x,c,v
819      F82C      7A 78 63 76
820      F830      62 6E 6D 2C      defb      62h,6eh,6dh,2ch,2eh,2fh,0ed,1eh      ;b,n,m,.../,rshift,help
821      F834      2E 2F ED 1E
822      F838      EF 20 EB F1      defb      0ef,20h,0eb,0f1,0f2,0f3,0f4,0f5      ;rctrl,sp,f1,f2,f3,f4,f5
823      F83C      F2 F3 F4 F5
824      F840      F6 F7 FB F9      defb      0f6,0f7,0f8,0f9,0fa,0fb,0fc,37h      ;f6,f7,f8,f9,f10,f11,f12,7
825      F844      FA FB FC 37
826      F848      38 39 2C 34      defb      38h,39h,2ch,34h,35h,36h,0bd,31h      ;8,9,...,4,5,6,=enter,1
827      F84C      35 36 BD 31
828      F850      32 33 30 E7      defb      32h,33h,30h,0e7,82h,84h,83h,80h      ;2,3,0,next,darr,larr,rarr,h
829      F854      82 84 83 80
830      F858      81 E6 FD 7F      defb      81h,0e6,0fd,7fh,2bh,2dh,2ah,2fh      ;uarr,prev,acc,del,+,-,mul,d
831      F85C      2B 2D 2A 2F
832      F860      F0 18 8E 8F      defb      0f0,18h,8eh,8fh,0a0,0a2,0a4      ;ins,can,msw1,msw2,rx1,rx2,r
833      F864      A0 A2 A4
834
835      ;;
836      ;
837      F867      00 1B 21 40      Shtab: defb      00h,1bh,21h,40h,23h,24h,25h,5eh      ;nul,esc,!,@,#,$,%,&
838      F86B      23 24 25 5E
839      F86F      26 2A 28 29      defb      26h,2ah,28h,29h,5fh,2bh,08h,09h      ;&,*,(,)_,+ ,bs,tab
840      F873      5F 2B 0B 09
841      F877      51 57 45 52      defb      51h,57h,45h,52h,54h,59h,55h,49h      ;Q,W,E,R,T,Y,U,I
842      F87B      54 59 55 49
843      F87F      4F 50 7B 7D      defb      4fh,50h,7bh,7dh,0dh,0ee,41h,53h      ;O,P,(,),cr,lctrl,A,S
844      F883      0D EE 41 53
845      F887      44 46 47 48      defb      44h,46h,47h,48h,4ah,4bh,4ch,3ah      ;D,F,G,H,J,K,L,;
846      F88B      4A 4B 4C 3A
847      F88F      22 0A EC 2E      defb      22h,0ah,0ec,2eh,5ah,58h,43h,56h      ;",lf,lshift,...,Z,X,C,V
848      F893      5A 58 43 56
849      F897      42 4E 4D 3C      defb      42h,4eh,4dh,3ch,3eh,3fh,0ed,1eh      ;B,N,M,<,>?,rshift,help
850      F89B      3E 3F ED 1E
851      F89F      EF 20 EB F1      defb      0ef,20h,0eb,0f1,0f2,0f3,0f4,0f5      ;rctrl,sp,lock,f1,f2,f3,f4,f
852      F8A3      F2 F3 F4 F5
853      F8A7      F6 F7 FB F9      defb      0f6,0f7,0f8,0f9,0fa,0fb,0fc,37h      ;f6,f7,f8,f9,f10,f11,f12,7
854      F8AB      FA FB FC 37

```

Position encoded keyboard handler  
RAM resident (Tables)

MACRO-80 3.44 09-Dec-81

```

855 FBAF 38 39 2C 34 defb 38h,39h,2ch,34h,35h,36h,0bd,31h ;8,9,,,4,5,6,=enter,1
856 F8B3 35 36 BD 31
857 F8B7 32 33 30 E7 defb 32h,33h,30h,0e7,82h,84h,83h,80h ;2,3,0,next,darr,larr,rarr,h
858 F8BB 82 84 83 80
859 F8BF 81 E6 FD 7F defb 81h,0e6,0fd,7fh,2bh,2dh,2ah,2fh ;uarr,prev,acc,del,+,-,mul,d
860 F8C3 2B 2D 2A 2F
861 F8C7 F0 18 8E 8F defb 0f0,18h,8eh,8fh,0a1,0a3,0a5 ;ihs,can,msw1,msw2,rx1,rx2,r
862 F8CB A1 A3 A5
863
864 ;; k/b coded
865 ;
866 F8CE 00 9B 91 92 Cutab: defb 00h,9bh,91h,92h,93h,94h,95h,96h ;nul,esc,1,2,3,4,5,6
867 F8D2 93 94 95 96
868 F8D6 97 98 99 90 defb 97h,98h,99h,90h,1fh,9ah,88h,89h ;7,8,9,0,-,=,bs,tab
869 F8DA 1F 9A 88 89
870 F8DE 11 17 05 12 defb 11h,17h,05h,12h,14h,19h,15h,09h ;q,w,e,r,t,y,u,i
871 F8E2 14 19 15 09
872 F8E6 0F 10 1B 1D defb 0fh,10h,1bh,1dh,8dh,0ee,01h,13h ;o,p,[.],cr,lctrl,a,s
873 F8EA 8D EE 01 13
874 F8EE 04 06 07 08 defb 04h,06h,07h,08h,0ah,0bh,0ch,7eh ;d,f,g,h,j,k,l,~
875 F8F2 0A 0B 0C 7E
876 F8F6 60 8A EC AE defb 60h,08a,0ec,0ae,1ah,18h,03h,16h ;',lf,lshift,...,z,s,c,v
877 F8FA 1A 18 03 16
878 F8FE 02 0E 0D 1C defb 02h,0eh,0dh,1ch,7ch,5ch,0ed,9eh ;b,n,m,...,\,rshift,help
879 F902 7C 5C ED 9E
880 F906 EF 00 EB D1 defb 0ef,00h,0eb,0d1,0d2,0d3,0d4,0d5 ;rctrl,sp,lock,f1,f2,f3,f4,f
881 F90A D2 D3 D4 D5
882 F90E D6 D7 D8 D9 defb 0d6,0d7,0d8,0d9,0da,0db,0dc,0b7 ;f6,f7,f8,f9,f10,f11,f12,7
883 F912 DA DB DC B7
884 F916 B8 B9 AC B4 defb 0b8,0b9,0ac,0b4,0b5,0b6,0fe,0b1 ;8,9,,,4,5,6,=enter,1
885 F91A B5 B6 FE B1
886 F91E B2 B3 B0 C7 defb 0b2,0b3,0b0,0c7,02h,04h,03h,1eh ;2,3,0,next,darr,larr,rarr,h
887 F922 02 04 03 1E
888 F926 01 C6 DD FF defb 01h,0c6,0dd,0ff,0ab,0ad,0aa,0af ;uarr,prev,acc,del,+,-,mul,d
889 F92A AB AD AA AF
890 F92E D0 DE 8E 8F defb 0d0,0de,8eh,8fh,0c8,0c9,0ca ;ins,can,msw1,msw2,rx1,rx2,r
891 F932 C8 C9 CA
892
893 00CA .radix 10
894
895 F935 00 00 00 captab: defb 0,0,0 ;table of exceptions requiring shifting for
896 F938 00 00 00 cptex: defb 0,0,0 ;caps lock key.(3 excepts then 3 translates)
897 0003 cptbsz equ ($-captab)/2 ;size of table
898 F93B 00 shftlck: defb 0 ;if set, locks all keys to shift table if lock set
899 F93C F4 tick: defb low hlfsec ;lsb - repeat char speed
900 F93D 01 defb high hlfsec ;msb
901 F93E 3F tock: defb low tenths ;lsb
902 F93F 00 defb high tenths ;msb
903 01F4 hlfsec equ 500 ;0.5 second count
904 003F tenths equ 63 ;16 chars/sec
905
906 F940 0B 0A 0D 20 rptbl: defb x'0B',x'0a',x'0d',x'20' ;bs,lf,cr,sp
907 F944 2D 2E 2F defb x'2d',x'2e',x'2f' ;-,.,/
908 F947 3D 58 7B 7F defb x'3d',x'58',x'7B',x'7F' ;=,X,x,del
909 F94B 81 82 83 84 defb x'81',x'82',x'83',x'84' ;ucur,dcur,rcur,lcur
910 F94F E0 E0 E0 E0 rptex: defb x'e0',x'e0',x'e0',x'e0' ;16 TBD repeat keys

```

```

911 0013          cntrp  equ  $-nptbl
912
913 F953  1D 2A 36 38  cntrltb: db  x'1d',x'2a',x'36',x'38',x'3a' ;lctr,lshft,rshft,rctr,lck
914 F957  3A
915 F958  E0          ctrlcx: db  x'e0' ;19 TBD additional key stations
916 0006          cntctr  equ  $-ctrltb
917 0159          tablex  equ  $-tbl
918
919 F959  E0 E0          ups:   defb  x'e0',x'e0' ;upstroke exception key stations
920 F95B  E0 E0          upsx:  defb  x'e0',x'e0' ;upstroke char or code translations
921 0002          upssz   equ  ($-ups)/2 ;size
922 F95D  00          mstbl: defb  0 ;mouse table
923 0007          msflg   equ  7 ;mouse translator enabled if set
924 0006          mintrp  equ  6 ;user interrupt with mbyte else user polls
925 0003          strkup  equ  3 ;upstroke user enable flag
926 0001          xy       equ  1 ;set for x delta else y delta
927 0000          msmov   equ  0 ;mouse table contains new data
928 F95E  0000          msptr: defw  0 ;user address containing the following table
929 0160          ktabisz  equ  $-tbl ;size of k/b tables
930
931 ;; Font translation table.
932 ; first the exception codes
933 ;
934 F960  23 3C 3E 40  Fonttbl: defb  23h,3ch,3eh,40h,5bh,5ch,5dh,5eh ;#,<,>@[,\],^
935 F964  5B 5C 5D 5E
936 F968  60 7B 7C 7D
937 F96C  7E
938
939 ;; Now their translations
940 ;
941 F96D  23 3C 3E 40  defb  23h,3ch,3eh,40h,5bh,5ch,5dh,5eh
942 F971  5B 5C 5D 5E
943 F975  60 7B 7C 7D  defb  60h,7bh,7ch,7dh,7eh
944 F979  7E
945 000D          fontsz  equ  ($-fonttbl)/2 ;size of font tables
946
947 ;; Printer translation table
948 ; first the exception codes
949 ;
950 F97A  21 23 2A 2B  Prnttbl: defb  21h,23h,2ah,2bh,2ch,2eh,3ch,3eh ;!,#,*,+,...,<,>
951 F97E  2C 2E 3C 3E
952 F982  40 5B 5C 5D  defb  40h,5bh,5ch,5dh,5eh,60h,7bh,7ch ;@[,\],^,',(,|
953 F986  5E 60 7B 7C
954 F98A  7D 7E FF FF  defb  7dh,7eh,x'ff',x'ff',x'ff',x'ff' ;),~,TBD,TBD,TBD,TBD
955 F98E  FF FF
956
957 ;; Now the translations
958 ;
959 F990  21 23 2A 2B  defb  21h,23h,2ah,2bh,2ch,2eh,3ch,3eh
960 F994  2C 2E 3C 3E
961 F998  40 5B 5C 5D  defb  40h,5bh,5ch,5dh,5eh,60h,7bh,7ch
962 F99C  5E 60 7B 7C
963 F9A0  7D 7E FF FF  defb  7dh,7eh,x'ff',x'ff',x'ff',x'ff'
964 F9A4  FF FF
965 0016          prntsz  equ  ($-prnttbl)/2 ;size of printer table
966

```



Position encoded keyboard handler  
RAM resident (Tables)

MACRO-80 3.44 09-Dec-81

```

967      F9A6      00                escsq: defb      0                ;escape sequence flag
968                                          ;0=> no sequence in progress
969                                          ;1b=> expecting 2nd byte
970                                          ;ff=> expecting 3rd byte
971      F9A7      00                cmdstat: defb    00                ;command-status byte
972      0007                                          cmd      equ      7                ;command-status flag
973      0006                                          ustrk   equ      6                ;up stroke
974      0005                                          yneg   equ      5                ;mouse y axis negative
975      0004                                          xneg   equ      4                ;mouse x axis negative
976      0003                                          mouse  equ      3                ;mouse active
977      0002                                          ctrl   equ      2                ;control key active
978      0001                                          shift  equ      1                ;shift key active
979      0000                                          lock   equ      0                ;lock key active
980      F9A8      0000                millcnt: defw    0                ;current millisecond count
981      F9AA      00                rptchar: defb    0                ;repeat character
982      F9AB      00                rptflg: defb    0                ;repeat flag
983      F9AC      0000                save:   defw    0                ;save address of the interrupt vector
984      F9AE      00                romram: defb    0                ;rom/ram memory bank status
985      0007                                          siderom equ      7                ;ram side
986      01AF                                          olsiz  equ      $-tabled
987
988      ;;      k/b interrupt handler for the low profile position encoded k/b.
989      ;      The interrupt interrupt service routine inputs two or three
990      ;      bytes from the keyboard port. The first byte is the cmd/status
991      ;      byte. Appropriate information is saved in memory and the return
992      ;      from interrupt code is invoked. The second and third byte(mouse)
993      ;      is position encoded data or mouse displacement is analyzed,
994      ;      translated, and return to the existing keyboard handler if the
995      ;      information is valid; otherwise it is truncated and a return
996      ;      from interrupt is invoked. All registers saved except for the
997      ;      A register.
998      ;
999      ;      input- keyboard input port (data complemented) kbdat
1000     ;
1001     ;      output- Carry flag set - Command byte or truncated character
1002     ;      Carry flag reset - Translated character in A register
1003     ;
1004     F9AF      DB 1E                Lpkybd: in      a,(kbdat)          ;read k/b port
1005     F9B1      CD F9BE                call   romside                    ;switch to romside
1006     F9B4      C3 1996                jp     pekhd1                      ;decode posn. enc. k/b
1007                                          ;jp instead of call - interrupt stack small
1008     F9B7      CD F9C8                lpkext: call   ramside              ;restore original memory side
1009     F9BA      D0                ret      nc                          ;return to xerox code with char.
1010                                          ;here if command byte
1011     F9BB      C1                pop     bc                          ;throw away return address
1012     F9BC      1B 3B                jr     rptclk2                      ;return from interrupt (via xerox)
1013
1014     ;;      Romside saves the status of the current side of memory
1015     ;      and switches to romside.
1016     ;
1017     ;      output romram= status of syspio
1018     ;
1019     F9BE      F5                Romside: push   af                    ;save register
1020     F9BF      DB 1C                in     a,(syspio)                  ;read ram/rom status
1021     F9C1      32 F9AE                ld     (romram),a                  ;save it
1022     F9C4      CB FF                set   siderom,a                    ;force rom side

```

Position encoded keyboard handler  
RAM resident (Tables)

MACRO-80 3.44 09-Dec-81

```

1023 F9C6 18 04 jr rmside2
1024
1025 ;; Ramside restores the ram/rom memory back to where it was
1026 ;
1027 ; input romram= ;status of prior ram/rom
1028 ;
1029 F9CB F5 Ramside:push af ;save register
1030 F9C9 3A F9AE ld a,(romram) ;recover prior ram/rom status
1031 F9CC D3 1C rmside2:out (syspio),a ;switch it
1032 F9CE F1 pop af
1033 F9CF C9 ret
1034
1035 ;; This routine is the repeat key timer interrupt handler. If the
1036 ; the repeat flag or the count is not zero, then the return from
1037 ; interrupt is invoked. If the count is zero, then the repeat
1038 ; character is passed to the ASCII keyboard handler.
1039 ;
1040 ; input rptflg -repeat flag
1041 ; rptchar -repeat char
1042 ; millcnt -timer table
1043 ;
1044 ; output a -repeat char if count is zero
1045 ;
1046 F9D0 ED 73 F1EC Rptclk: ld (savstk),sp ;save current stack ptr
1047 F9D4 31 FF50 ld sp,intstk ;temporary interrupt stack
1048 F9D7 E5 push hl ;save registers
1049 F9D8 F5 push af
1050 F9D9 C5 push bc
1051 F9DA 3A F9AB ld a,(rptflg) ;repeat key flag
1052 F9DD A7 and a ;set flags
1053 F9DE 28 19 jr z,rptclk2 ;quit if not in repeat key mode
1054 F9E0 2A F9AB ld hl,(millcnt) ;current millisec count
1055 F9E3 7C ld a,h
1056 F9E4 B5 or l ;test count
1057 F9E5 28 06 jr z,rptclk1 ;skip if time elapsed
1058 F9E7 2B dec hl ;dcr count
1059 F9E8 22 F9AB ld (millcnt),hl ;save millisec count
1060 F9EB 18 0C jr rptclk2 ;quit if not time
1061 F9ED 2A F93E rptclk1:ld hl,(tock) ;reset millisec count
1062 F9F0 22 F9AB ld (millcnt),hl
1063 F9F3 3A F9AA ld a,(rptchar) ;fetch repeat char
1064 F9F6 C3 F06F jp key2 ;give char to keyboard key
1065 F9F9 C3 F072 rptclk2:jp key5
1066
1067 ;; Siout - output to channel b after translation and
1068 ; escape sequence handling
1069 F9FC F3 Rxsio: di ;char in a
1070 F9FD CD F9BE call romside ;switch to romside
1071 FA00 CD 190C call rmposend ;does real work
1072 FA03 CD F9C8 call ramside ;restore original memory side
1073 FA06 FB ei
1074 FA07 C9 ret
1075 FA07 kbramend equ $-1 ;last location of code in ram
1076 0208 olsiz3 equ $-tabled ;size of relocatable code
1077
1078 .dephase

```

Position encoded keyboard handler  
Overlay (signon)

MACRO-80 3.44 09-Dec-81

1079  
1080

subttl Overlay (signon)  
page

```

1081
1082
1083           ;;          signon - Announce System Ready.
1084           ;
1085           0552'      rxsign:          ;source address in rom
1086                                     ;execution in transient command area
1087           FC5D      21 F091          Signon: ld      hl,confg      ;point to configuration byte
1088           FC60      DB 1C              in      a,(syspio)      ;check configuration
1089           FC62      CB 47              bit     0,a
1090           FC64      2B 26              jr      z,sign3        ;if SASI interface present
1091           FC66      F3                  di
1092           FCC7      3E CF              ld      a,11001111b    ;set Pio B in Bit Mode
1093           FC69      D3 1D              out     (sysctl),a
1094           FC6B      3E 38              ld      a,00111000b    ;turn around d0,1,2
1095           FC6D      D3 1D              out     (sysctl),a
1096           FC6F      3E 80              ld      a,10000000b    ;ensure rom switched on
1097           FC71      D3 1C              out     (syspio),a    ;drop all drive selects
1098           FC73      3E D0              ld      a,0d0h        ;reset wd-1797-02
1099           FC75      D3 10              out     (wd1797),a
1100           FC77      10 FE              sign1: djnz     sign1    ;wait 1797 not busy
1101           FC79      DB 1C              in      a,(syspio)
1102           FC7B      CB 67              bit     c.five,a
1103           FC7D      3E 02              ld      a,2           ;preset 10 msec step rate
1104           FC7F      20 04              jr      nz,sign2      ;if not 5"
1105           FC81      CB E6              set     c.five,(hl)
1106           FC83      3E 03              ld      a,3           ;set long step
1107           FC85      D3 10              sign2: out     (wd1797),a ;restore / unload heads
1108           FC87      32 FF54            ld      (steprt),a
1109           FC8A      1B 1E              jr
1110           FC8C      CB F6              sign3: set     c.sasi,(hl) ;set Sasi card installed
1111           FC8E      21 F70B            ld      hl,Rigidpb    ;set address of rigid dpb
1112           FC91      11 F470            ld      de,Fivdpb     ;set address of 5.25" floppy dpb
1113           FC94      01 0300            ld      bc,Sasidl     ;set sasi driver length
1114           FC97      ED B0              ldir
1115           FC99      E6 02              and     2             ;Move driver down
1116           FC9B      20 0D              jr      nz,sign4      ;if not A/E swap
1117           FC9D      21 F361            ld      hl,Seltab+1
1118           FCA0      06 08              ld      b,8
1119           FCA2      7E                  sign3a: ld      a,(hl)
1120           FCA3      EE 04              xor     4
1121           FCA5      77                  ld      (hl),a
1122           FCA6      23                  inc     hl
1123           FCA7      23                  inc     hl
1124           FCA8      10 F8              djnz     sign3a
1125           FCAA      21 034A'          sign4: ld      hl,tables ;move rx resident code to ram
1126           FCAD      11 F800            ld      de,tabled
1127           FCB0      01 0208            ld      bc,olsiz3
1128           FCB3      ED B0              ldir
1129           FCB5      21 FA0B            ld      hl,kbramend+1 ;move on top of GETHLP
1130           FCB8      22 FF3C            ld      (availb),hl   ;next available ram loc
1131           FCBB      21 0000            ld      hl,0          ;tell the world
1132           FCBE      CD F03C            call    config        ;get monitor configuration
1133           FCC1      7C                  ld      a,h           ;monitor level
1134           FCC2      21 10D0            ld      hl,xrsign+sigoff-romofs ;assume 4.01 level location
1135           FCC5      FE 01              cp      revl

```

Position encoded Keyboard handler  
Overlay (signon)

MACRO-80 3.44 09-Dec-81

```

1136 FCC7 28 03 jr z,sign7 ;skip if 4.01
1137 FCC9 21 10D8 ld hl,xrsign+sigoff ;4.02+ level location
1138 FCCC 11 FCE6 sign7: ld de,sign6 ;put it in our signon message
1139 FCCF 01 0004 ld bc,4
1140 FCD2 ED B0 ldir
1141 FCD4 CD F293 call crttoff ;disable rom bank
1142 FCD7 CD F075 call pnext
1143 FCDA 1A defb clrs ;clear screen
1144 FCDB 1B 38 defb esc,'8' ;set low light as default mode
1145 FCDD 38 32 30 2D defm '820-II v '
1146 FCE1 49 49 20 76
1147 FCE5 20
1148 FCE6 00 00 00 00 sign6: defb 0,0,0,0 ;***** space for the XR rev value
1149 FCEA 20 1F 1C 20 defm ' ',31,28,' 1983 Xerox Corp'
1150 FCEE 31 39 38 33
1151 FCF2 20 58 65 72
1152 FCF6 6F 78 20 43
1153 FCFA 6F 72 70
1154 FCFD 20 28 76 defm '(v'
1155 FD00 30 31 33 defm ver/100+'0',(ver mod 100)/10+'0',(ver mod 10)+'0'
1156 FD03 29 0D 0A defb ')',cr,lf
1157 FD06 0A defb lf
1158 FD07 4C 20 2D 20 defm 'L - Load System'
1159 FD0B 4C 6F 61 64
1160 FD0F 20 53 79 73
1161 FD13 74 65 6D
1162 FD16 0D 0A defb cr,lf
1163
1164
1165 FD18 48 20 2D 20 if o.term
1166 FD1C 48 6F 73 74 defm 'H - Host Terminal'
1167 FD20 20 54 65 72
1168 FD24 6D 69 6E 61
1169 FD28 6C
1170 FD29 0D 0A defb cr,lf
1171
1172 endif
1173
1174 FD2B 54 20 2D 20 if o.term
1175 FD2F 54 79 70 65 defb 'T - Typewriter'
1176 FD33 77 72 69 74
1177 FD37 65 72
1178 FD39 0D 0A defb cr,lf
1179
1180 endif
1181 FD3B 07 04 defb 7,eot
1182
1183 FD3D CD F006 devour: call const
1184 FD40 CA F003 jp z,warm ;go enter monitor
1185 FD43 CD F009 call conin
1186 FD46 18 F5 jr devour
1187 00EB rxsigl equ $-signon
1188
1189 .dephase
1190 subttl Overlay (boot)
1191 page

```

1192					
1193					
1194	063D		rxboot:		;rom source address
1195			.phase	tca-romofs	;execution address o/l area
1196	FC55		ds	romofs,0	;4.01 overlay start address
1197	FC5D	21 FF5D	ld	hl,linbuf+1	;4.02 overlay start address
1198	FC60	7E	boot1: ld	a,(hl)	;scan command line
1199	FC61	2C	inc	l	
1200	FC62	D6 0D	sub	cr	
1201	FC64	28 0B	jr	z,boot2	;if no parameter, boot from A:
1202	FC66	FE 13	cp	'-cr	
1203	FC68	28 F6	jr	z,boot1	;skip leading blanks
1204	FC6A	D6 34	sub	'A'-cr	
1205	FC6C	D8	ret	c	;if invalid drive
1206	FC6D	FE 10	cp	l6	
1207	FC6F	3F	ccf		
1208	FC70	D8	ret	c	;if bad drive
1209	FC71	4F	boot2: ld	c,a	;set boot drive selected
1210	FC72	C6 41	add	a,'A'	
1211	FC74	32 FD72	ld	(bootd),a	;set up error message
1212	FC77	2E 00	ld	l,0	;set A:
1213	FC79	C5	push	bc	
1214	FC7A	E5	push	hl	
1215	FC7B	CD FD89	call	swap	;switch boot drive with A:
1216	FC7E	21 FD6E	ld	hl,booter	;set boot error return
1217	FC81	E5	push	hl	
1218	FC82	0E 00	ld	c,0	;then boot from A:
1219	FC84	CD F01B	call	select	
1220	FC87	C0	ret	nz	;if drive not configured or density error
1221	FC88	3E FF	ld	a,-1	
1222	FC8A	12	ld	(de),a	
1223	FC8B	11 000A	ld	de,10	;set dpb address offset within dph
1224	FC8E	19	add	hl,de	
1225	FC8F	5E	ld	e,(hl)	;set dpb address
1226	FC90	23	inc	hl	
1227	FC91	56	ld	d,(hl)	
1228	FC92	CD F01E	call	home	
1229	FC95	1A	ld	a,(de)	;get low sectors per track
1230	FC96	32 FD6D	ld	(boots),a	;inform boot loader
1231	FC99	B7	or	a	
1232	FC9A	20 20	jr	nz,boot3	;if not rigid
1233	FC9C	21 000D	ld	hl,13	;set reserved track offset within dpb
1234	FC9F	19	add	hl,de	
1235	FCA0	4E	ld	c,(hl)	;get reserved tracks
1236	FCA1	23	inc	hl	
1237	FCA2	46	ld	b,(hl)	
1238	FCA3	0B	dec	bc	;point behind directory
1239	FCA4	ED 43 FA11	ld	(phytrk),bc	;do implied seek
1240					;here for rigid
1241	FCA8	0E 1D	ld	c,rtabl	;first rigid sector
1242	FCAA	21 ED80	ld	hl,bootbf	;buffer
1243	FCAD	CD F024	call	read	;layout and k/b tables
1244	FCB0	C0	ret	nz	
1245	FCB1	0E 1E	ld	c,rtabl+1pkofs	;2nd rigid sector
1246	FCB3	21 EE80	ld	hl,bootbf+x'100'	;buffer

Position encoded keyboard handler  
Overlay (boot)

MACRO-80 3.44 09-Dec-81

```

1247 FCB6 CD F024      call read      ;layout and k/b tables
1248 FCB9 CO          ret nz
1249 FCBA 18 20      jr rxb01
1250 FCBC
1251 FCBC FE 1B      boot3:      ;here for floppy
1252 FCBE DA FD52    cp 27        ;double density?
1253 FCC1 0E 04      jp c,boot4   ;no - exit
1254 FCC3 21 ED80    ld c,ftab1   ;first floppy sector
1255 FCC6 CD F024    ld hl,bootbf ;buffer
1256 FCC9 CO          call read     ;layout table and half of k/b
1257 FCCA 0E 05      ret nz
1258 FCCC 21 EE00    ld c,ftab2   ;second floppy sector
1259 FCCF CD F024    ld hl,bootbf+128
1260 FCD2 CO          call read     ;midle third of k/b tables
1261 FCD3 0E 06      ret nz
1262 FCD5 21 EE80    ld c,ftab2+1pkofs ;third floppy sector
1263 FCD8 CD F024    ld hl,bootbf+128+128
1264 FCDB CO          call read     ;last third of k/b tables
1265 FCDC
1266 FCDC 3A ED80    rxb01:      ;check tables are present
1267 FCDF FE E5      ld a,(bootbf+lang) ;language no. set?
1268 FCE1 28 6F      cp 0e5h
1269 FCE3 3A ED81    jr z,boot4   ;no - exit
1270 FCE6 FE 6B      ld a,(bootbf+kbrd) ;k/b tables present?
1271 FCEB 20 68      cp 'k'
1272 FCEA 3A ED82    jr nz,boot4  ;no - exit
1273 FCED FE 66      ld a,(bootbf+font) ;font tables present?
1274 FCEF 20 61      cp 'f'
1275 FCF1 3A ED83    jr nz,boot4  ;no - exit
1276 FCF4 FE 70      ld a,(bootbf+prnt) ;printer tables prsent?
1277 FCF6 20 5A      cp 'p'
1278 FCF8 21 ED84    jr nz,boot4  ;no - exit
1279 FCFB 11 F800    ld hl,bootbf+kbrdtb ;move in k/b tables
1280 FCFE 01 0160    ld de,tabled
1281 FD01 ED B0      ld bc,ktabsz
1282 FD03 0E 1F      ldir
1283 FD05 3A FD6D    ld c,rtab2+1pkofs ;3rd rigid sector
1284 FD08 B7         ld a,(boots)   ;rigid or floppy?
1285 FD09 28 02      or a
1286 FD0B 0E 07      jr z,boot5   ;rigid
1287 FD0D 21 ED80    ld c,ftab3+1pkofs ;floppy - 4th sector
1288 FD10 CD F024    boot5:      ld hl,bootbf   ;buffer
1289 FD13 CO          call read     ;font and print tables
1290 FD14 3A ED80    ret nz
1291 FD17 FE E5      ld a,(bootbf) ;configured?
1292 FD19 28 37      cp 0e5h
1293 FD1B 21 ED80    jr z,boot4   ;no -exit
1294 FD1E 11 F960    ld hl,bootbf ;move font & print tables in
1295 FD21 01 0046    ld de,fontbl
1296 FD24 ED B0      ld bc,fontsz*2+prntsz*2
1297
1298 ;;          alter SIOOUT
1299 ;
1300 FD26 DD 2A F019    ld ix,(monitr+sioff);sioout address
1301 FD2A DD 36 00 C3    ld (ix),0c3h      ;jump instruction
1302 FD2E DD 36 01 FC    ld (ix+1),low rxsio

```

```

1303 FD32 DD 36 02 F9 ld (ix+2),high rxsioo
1304
1305 ; alter crt driver
1306 ;
1307 FD36 DD 2A F010 ld ix,(monitr+fcrtof) ;address of fast crt handler
1308 FD3A DD 36 12 85 ld (ix+crtcall),low rxcrt
1309 FD3E DD 36 13 18 ld (ix+crtcall+1),high rxcrt
1310 FD42 DD 21 F22F ld ix,sprnt1 ;address of screenprint patch
1311 FD46 DD 36 00 C3 ld (ix),0c3h ;jump instruction
1312 FD4A DD 36 01 D6 ld (ix+1),low scrprt
1313 FD4E DD 36 02 18 ld (ix+2),high scrprt
1314
1315 FD52 C1 boot4: ;here to exit
1316 FD53 C1 pop bc ;throw away booter return
1317 FD54 E1 pop bc ;get disk swap parameters
1318 FD55 CD FD89 pop hl
1319 FD58 C1 call swap ;swap them back for xerox boot
1320 FD59 21 0000 pop bc ;throw away return address
1321 FD5C CD F03C ld hl,0
1322 FD5F 7C call config ;get monitor configuration
1323 FD60 21 1188 ld hl,xrboot-romofs ;assumed 4.01 monitor boot overlay address
1324 FD63 FE 01 cp revl
1325 FD65 28 03 jr z,boot6 ;skip if 4.01
1326 FD67 21 11C0 ld hl,xrboot ;address of 4.02+ monitor boot overlay
1327 FD6A C3 F078 boot6: jp prboff ;enter xerox code to execute boot
1328 FD6D 00 boots: defb 0 ;workbyte to save disk type
1329
1330 ;; Booter - Boot Error Processor.
1331 ;
1332 FD6E CD F075 Booter: call pnext
1333 FD71 07 defb 7
1334 FD72 64 3A 54 61 bootd: defm 'd:Tables Load error.'
1335 FD76 62 6C 65 73
1336 FD7A 20 4C 6F 61
1337 FD7E 64 20 65 72
1338 FDB2 72 6F 72 2E
1339 FDB6 04 defb eot
1340 FDB7 C1 pop bc ;switch drives back
1341 FDB8 E1 pop hl
1342
1343 ;; Swap - swap logical drives.
1344 ;
1345 ; Entry: C = first drive index, 0-15
1346 ; L = second drive index, 0-15
1347 ;
1348 FD89 06 00 Swap: ld b,0 ;clear upper indices
1349 FD8B 60 ld h,b
1350 FD8C 11 F360 ld de,seltab ;set select table address
1351 FD8F 29 add hl,hl
1352 FD90 19 add hl,de
1353 FD91 EB ex de,hl ;set second address to DE, get seltab to HL
1354 FD92 09 add hl,bc
1355 FD93 09 add hl,bc ;set first address to HL
1356 FD94 06 02 ld b,2
1357 FD96 4E swap1: ld c,(hl) ;swap two bytes
1358 FD97 1A ld a,(de)

```



Position encoded keyboard handler  
Overlay (boot)

MACRO-80 3.44 09-Dec-81

```

1359 FD98 77 ld (hl),a
1360 FD99 79 ld a,c
1361 FD9A 12 ld (de),a
1362 FD9B 23 inc hl
1363 FD9C 13 inc de
1364 FD9D 10 F7 djnz swapl ;if swap not complete
1365 FD9F C9 ret
1366 .dephase
1367
1368 0788 romtop:
1369 0788 defs (romsiz-x'24')-(romtop-start),-1
1370
1371 ;; Drctry is a table containing the RAM addresses of the keyboard
1372 ; tables. This table is located on ROM side of memory. The
1373 ; ROM address must be offset by x'1800' since resides in
1374 ; the fourth 2kx8 ROM slot. This directory is helpful if future
1375 ; release require the RAM tables to reside in a different RAM
1376 ; location
1377 ;
1378 07DC F97A Drctry: defw prntbl ;print exception table
1379 07DE F960 defw fontbl ;font exception table
1380 07E0 F95D defw mstbl ;mouse table
1381 07E2 F959 defw ups ;upstroke table
1382 07E4 F958 defw ctrlcx ;function key inhibit expansion table
1383 07E6 F953 defw ctrltb ;function key inhibit table
1384 07E8 F94F defw rptex ;repeat key expansion table
1385 07EA F940 defw rptbl ;repeat key table
1386 07EC F93C defw tick ;repeat speed table
1387 07EE F93B defw shftlck ;shift lock flag
1388 07F0 F938 defw cptex ;alpha lock expansion table
1389 07F2 F935 defw captab ;alpha lock table
1390 07F4 FBCE defw cdtab ;code + table
1391 07F6 FB67 defw shtab ;shift table
1392 07F8 FB00 defw tabl ;unshifted table
1393
1394 07FA 0D defb ver ;revision level
1395 07FB 00 FF lpid: defb x'00',x'ff' ;low profile kybd id
1396
1397 ;; define checkword to let xerox know
1398 ; that we are present
1399 ;
1400 07FD AA 55 defb 0aah,55h ;id
1401 07FF 00 defb 0 ;space for checksum
1402
1403 Subttl Symbol Table
1404 end

```

Macros:

Symbols:

1A30	ALPHEXC	1A23	ALPHTST	FFB3	ATTRIB
FF3C	AVAILB	0002	BOFF1	0018	BOFF2
FC60	BOOT1	FC71	BOOT2	FCBC	BOOT3
FD52	BOOT4	FD0D	BOOT5	FD6A	BOOT6
ED80	BOOTBF	FD72	BOOTD	FD6E	BOOTER
FD6D	BOOTS	0004	C.FIVE	0006	C.SASI
F935	CAPTAB	F8CE	CDTAB	19D4	CHAROUT
FFB4	CHRSVA	001A	CLRS	0007	CMD
19A1	CMDB	1A1F	CMDB1	F9A7	CMDSTAT
0006	CNFBYTE	003C	CNFGOFF	0006	CNTCTR
0013	CNTRP	F091	CONFG	F03C	CONFIG
F009	CONIN	F006	CONST	0003	CPTBSZ
F938	CPTX	000D	CR	0012	CRTCALL
0182	CRTD1	0196	CRTD2	F293	CRTOFF
0019	CTC1	FF10	CTCVEC	0002	CTRL
F958	CTRLEX	F953	CTRLTB	19DB	CTRST
FFAC	CURSQR	FD3D	DEVOUR	07DC	DRCTRY
0081	ENCNTR	0004	EOT	001B	ESC
F9A6	ESCSQ	0007	ESCTSZ	0010	FCRTOF
F470	FIVDPB	18CF	FNTRAN	18BB	FON1
18CA	FON2	18A6	FONCHK	0002	FONT
F960	FONTBL	000D	FONTSZ	0004	FTAB1
0005	FTAB2	0006	FTAB3	F319	GOLD
01DD	GRPAD	01F4	HLFSEC	F01E	HOME
F066	IDLE	FF50	INTSTK	000F	JTBLSZ
001E	KBDAT	0008	KBLP	000A	KBOFF
FA07	KBRAMEND	0001	KBRD	0004	KBRDTB
FF1A	KBVEC	F06F	KEY2	F072	KEY5
0160	KTABSZ	F06C	KYBDLP	19B5	KYPOS
0000	LANG	FFB2	LEADIN	000A	LF
FF5C	LINBUF	0000	LOCK	0061	LOWER
07FB	LPID	F9B7	LPKEXT	0001	LPKOF5
F9AF	LPKYBD	F0E3	MASK	1A7D	MICE
1AEB	MICE1	1AF1	MICE11	1AF8	MICE12
1B00	MICE2	1B08	MICE21	1B09	MICE22
1B14	MICE23	1B16	MICE24	1AB3	MICEX1
1AB8	MICEY	F9A8	MILLCNT	0006	MINTRP
F167	MKEY2	F18F	MKEY5	F06C	MNTREX
F000	MONITR	0003	MOUSE	1B38	MOVTBL
FC3D	MPNEXT	FA95	MPRMT0	0007	MSFLG
0000	MSMOV	F95E	MSPTR	F95D	MSTBL
19A0	NOCHAR	187E	NOLOAD	0001	O.TERM
01AF	OLSIZ	0208	OLSIZ3	19B1	PEKEX
1996	PEKHDL	19AD	PEKNOC	19B0	PEKNOC1
19A0	PEKNOC2	198F	PESCTB	FA11	PHYTRK
F075	PNEXT	1986	POESC	1927	POS01
1939	POS02	1939	POS03	193D	POS04
1947	POS05	1954	POS06	1955	POS07
1914	POSEND	1959	POSOUT	1966	POTRAN
F078	PRBOFF	0003	PRNT	F97A	PRNTBL
0016	PRNTSZ	FA62	PROMPT	F339	PRVATT
1983	PTR01	F9CB	RAMSIDE	F024	READ

0000	REVO	0001	REVI	0064	REV50
F708	RIGDPB	190C	RMPOSEND	F9CC	RMSIDE2
0008	ROMOFS	F9AE	ROMRAM	F9BE	ROMSIDE
0800	ROMSIZ	0788	ROMTOP	F940	RPTBL
F9AA	RPTCHAR	F9DC	RPTCLK	F9ED	RPTCLK1
F9F9	RPTCLK2	F94F	RPTEX	F9AB	RPTFLG
1A3D	RPTST	001D	RTAB1	001E	RTAB2
1B1A	RV1TBL	1B29	RV2TBL	1800	RX1984
FCDC	RXB01	063D	RXBOOT	1855	RXCRT
00EB	RXSIGL	0552	RXSIGN	F9FC	RXSI00
0300	SASIDL	F9AC	SAVE	F1EC	SAVSTK
18EC	SCR01	18F2	SCR02	1904	SCR03
18D6	SCRPR1	F01E	SELECT	F360	SELTAB
00FF	SETFLG	F936	SHFTLCK	0001	SHIFT
F867	SHTAB	0007	SIDEROM	FC77	SIGN1
FC85	SIGN2	FC8C	SIGN3	FCA2	SIGN3A
FCAA	SIGN4	FCE6	SIGN6	FCCC	SIGN7
FC5D	SIGN0N	0060	SIGOFF	0005	SIODPB
0019	STOFF	F03F	SIORDY	195A	SIOX1
185C	SOOUT	F20E	SPACT	F22F	SPRNT1
F232	SPRNT2	0000	START	0001	STCNTR
FF54	STEPRT	1A66	STPCTC1	0003	STRKUP
FD89	SWAP	FD96	SWAP1	001D	SYSCTL
001C	SYSPIO	FF18	SYSVEC	F800	TABL
F800	TABLED	034A	TABLES	0159	TABLEX
19FF	TBLSEL	181E	TBXFER	FC5D	TCA
003F	TENTHS	F93C	TICK	F93E	TOCK
0020	UPASCII	007B	UPPER	F959	UPS
0002	UPSS2	19E6	UPSTRK	F95B	UPSX
0006	USTRK	000D	VER	F003	WARM
0010	WD1797	0004	XNEG	11C0	XRBOOT
1078	XRSIGN	0001	XY	0005	YNEG
0000	ZERO				

No Fatal error(s)

ALPHEXC	565	567	577#																		
ALPHTST	485	562#																			
ATTRIB	100#	265																			
AVAILB	94#	1130																			
BOFF1	45#	199	200	205	206																
BOFF2	46#	201	202	207	208																
BOOT1	1198#	1203																			
BOOT2	1201	1209#																			
BOOT3	1232	1250#																			
BOOT4	1252	1268	1271	1274	1277	1292	1314#														
BOOT5	1285	1287#																			
BOOT6	1325	1327#																			
BOOTBF	84#	1242	1246	1254	1258	1262	1266	1269	1272	1275	1278	1287									
	1290	1293																			
BOOTD	1211	1334#																			
BOOTER	1216	1332#																			
BOOTS	1230	1283	1328#																		
C.FIVE	132#	1102	1105																		
C.SASI	133#	1110																			
CAPTAB	577	895#	897	1389																	
CDTAB	537	866#	1390																		
CHAROUT	487#	523	718																		
CHRSAV	101#	242																			
CLRS	149#	1143																			
CMD	460	476	972#																		
CMDB	462	465#																			
CMDB1	536	539	542	545	547#																
CMDSTAT	465	475	487	971#																	
CNFBYTE	120#	190	192																		
CNFGOFF	119#	189																			
CNTCTR	500	916#																			
CNTRP	593	911#																			
CONFIG	86#	1087																			
CONFIG	57#	175	1132	1321																	
CONIN	52#	1185																			
CONST	51#	1183																			
CP1BSZ	578	897#																			
CPTEX	896#	1388																			
CR	152#	1156	1162	1170	1178	1200	1202	1204													
CRTCALL	50#	1308	1309																		
CRTD1	66#	254																			
CRTD2	67#	247	252																		
CRTOFF	76#	1141																			
CTC1	110#	608	626																		
CTCVEC	41#	603	606	621																	
CTRL	538	977#																			
CTRLEX	915#	1382																			
CTRLTB	499	913#	916	1383																	

CTRTST	482	498#					
CURSOR	98#	241					
DEVOUR	1183#	1186					
DRCTRY	1378#						
ENCNTR	114#	607					
EOT	151#	1181	1339				
ESC	150#	325	351	362	1144		
ESCSQ	347	354	383	967#			
ESCTSZ	426	432#					
FCRTOF	49#	1307					
FIVDPB	90#	1112					
FNTRAN	278	289#					
FON1	267	272#					
FON2	271	279#					
FONCHK	253	261#					
FONT	146#	1272					
FONTBL	274	306	934#	945	1294	1379	
FONTSZ	275	290	306	307	311	945#	1295
FTAB1	141#	1253	1261				
FTAB2	142#	1257					
FTAB3	143#	1286					
GOLD	88#	244					
GRPAD	68#	268					
HLF SEC	899	900	903#				
HOME	55#	1228					
IDLE	59#	387					
INTSTK	95#	1047					
JTABLSZ	186	774#					
KBDAT	109#	1004					
KBLP	121#	191					
KBOFF	48#	213	214	215			
KBRAMEND		1075#	1129				
KBRD	145#	1269					
KBRDTB	148#	1278					
KBVEC	43#	212					
KEY2	62#	1064					
KEY5	63#	1065					
KTABSZ	929#	1280					
KYBDLP	61#	214	215				
KYPOS	461	474#					
LANG	144#	1266					
LEADIN	99#	245					
LF	153#	1156	1157	1162	1170	1178	
LINBUF	97#	1197					
LOCK	541	562	979#				
LOWER	125#	566					
LPID	1395#						
LPKEXT	473	1008#					
LPKQFS	123#	1245	1261	1282	1286		



POSEND	338	346#									
POSOUT	326	329	353	363	368	374	377	385#	413	415	
POTRAN	319	357	400#								
PRBOFF	65#	1327									
PRNT	147#	1275									
PRNTBL	400	950#	965	1378							
PRNTSZ	401	405	965#	1295							
PROMPT	78#										
PRVATT	77#	269									
PTR01	409	417#									
RAMSIDE	1008	1029#	1072								
READ	56#	1243	1247	1255	1259	1263	1288				
REVO	116#	177									
REV1	117#	182	203	1135	1324						
REV50	118#	179									
RIGDPB	91#	1111									
RMPOSEND		336#	1071								
RMSIDE2	1023	1031#									
ROMQFS	122#	205	206	207	208	779	780	1134	1195	1196	1323
ROMRAM	984#	1021	1030								
ROMSIDE	1005	1019#	1070								
ROMSIZ	38#	1369									
ROMTOP	1368#	1369									
RPTBL	592	906#	911	1385							
RPTCHAR	598	981#	1063								
RPTCLK	605	1046#									
RPTCLK1	1057	1061#									
RPTCLK2	1012	1053	1060	1065#							
RPTX	910#	1384									
RPTFLG	615	982#	1051								
RPTST	486	592#									
RTAB1	139#	1241	1245								
RTAB2	140#	1282									
RV1TBL	181	769#	774								
RV2TBL	184	776#									
RX1984	37#	160									
RXBO1	1249	1265#									
RXBOOT	199	200	201	202	205	206	207	208	1194#		
RXCRT	241#	1308	1309								
RXSIGL	225	1187#									
RXSIGN	223	1085#									
RXSIOO	1069#	1302	1303								
SASIDL	135#	1113									
SAVE	604	620	983#								
SAVSTK	40#	1046									
SCR01	309	315#									
SCR02	317	319#									
SCR03	320	323	329#								
SCRPR1	301#	1312	1313								

SELECT	54#	1219					
SELTAB	89#	1117	1350				
SETFLG	128#	602					
SHFTLCK	543	898#	1387				
SHIFT	535	978#					
SHTAB	534	546	837#	1391			
SIDEROM	985#	1022					
SIGN1	1100#	1100					
SIGN2	1104	1107#					
SIGN3	1090	1110#					
SIGN3A	1119#	1124					
SIGN4	1109	1116	1125#				
SIGN6	1138	1148#					
SIGN7	1136	1138#					
SIGNON	1087#	1187					
SIGOFF	70#	1134	1137				
SIODPB	107#	390					
SIOFF	47#	1300					
SIORDY	58#	386					
SIOX1	386#	388					
SOOUT	204	212#					
SPACT	87#	622					
SPRNT1	74#	1310					
SPRNT2	75#	332					
START	159#	1369					
STCNTR	115#	625					
STEPRT	96#	1108					
STPCTC1	470	615#					
STRKUP	513	925#					
SWAP	1215	1318	1348#				
SWAP1	1357#	1364					
SYSCTL	105#	1093	1095				
SYSPIO	106#	1020	1031	1088	1097	1101	
SYSVEC	42#	43					
TABL	540	808#	917	929	1392		
TABLED	92#	789	802	986	1076	1126	1279
TABLES	788	801#	1125				
TABLEX	790	917#					
TBLSEL	484	532#					
TBXFER	183	185#					
TCA	44#	224	227	1086	1195		
TENTHS	901	902	904#				
TICK	596	899#	1386				
TOCK	901#	1061					
UPASCII	126#	568					
UPPER	124#	564					
UPS	515	919#	921	1381			
UPSSZ	516	520	921#				
UPSTRK	481	512#					



UPSX	920#						
USTRK	480	973#					
VER	28#	1155	1155	1155	1394		
WARM	53#	1184					
WD1797	108#	1099	1107				
XNEG	689	975#					
XRBOOT	71#	1323	1326				
XRSIGN	69#	1134	1137				
XY	469	684	757	759	761	926#	
YNEG	703	974#					
ZERO	127#	459	729	740			

**Notes**

<b>A</b>	
A66 Control Switch	249, 250
Abbreviations, list of	N1
Access cover	
- 40 CPS	238, 239
- 20 CPS	227, 228
Access times, disk	207-211
Accessible 1-second interrupt	171, 174, B1
Accessing BIOS	151
Allocation, CRT RAM	45
Alpha lock key	
- ASCII	197
- LPK	205, 206
Altitude requirements	18
Application programming	41, 42, 151, 152, 155, 170
ASCII keyboard	
ROM, How it Works	133
Dimensions	13
Product Codes	3
General	195-199
CTRL key	
Alpha lock key	
Auto-repeat keys	
Function key priority	
Function key uses	
Key code chart	
Main key array	
Numeric key pad	
Repeat keystations	
Asynchronous, General	135
I/O Port #	157
Port selection	42

<b>Attributes</b>	
U57, U58 ROMs	43
Configuration sector	225
Enable, Disable	189
General	183
Set mode	191
<b>Auto-repeat keys</b>	
- ASCII	195
- LPK	205

<b>B</b>	
BDOS, General	5
BIOS Entry points	A2-A5
Banked Physical Driver listing App. I	
Device Initialization	133, 134
Execute Physical Driver	161, 162
Op. Sys. Int.	152, 174-176, 178-181
Physical Driver Address Table	C3
Programmable Functions	170
Backspace or cursor left	187
Bank switching	
Example	D4
System PIO	134
Z80-A Example	171, 172
Banked physical driver listing	I1-I12
Basic monitor calls	D1-D3
Baud rate	
I/O Channel	135
Command	144
Generator	136
Host Terminal	145
Port assignments	156
Printer port	135
Table	K1

<b>Bell (tone, speaker)</b>	
Control code	187
Description	47
Port assignment	157
<b>BIOS</b>	
CP/M-80 2.2	5, 151
CP/M-86 1.0	151
Accessing	151, 152
Cold boot	A1
Console input	167, 168, A2
Console output	168, A2
Console status	167, A2
Entry vector table	A1-A5
Example	152
Home disk	A2
IOBYTE-directed I/O	167-169
Interface	151, 152
Jump table	151
List device	153, 154, 167-169
List output	A2
List status	A5
Printer output (IOBYTE)	168
Printer status (IOBYTE)	169
Punch output	A2
Read sector	A4
Reader input	A2
Sector translate	152, A5
Select disk	152, A3
Set DMA address	A4
Set sector	A3
Set track	A3
Vectors	151
Warm boot	A1
Write sector	A4
<b>Bit mask, keyboard</b>	225
<b>Break switch, printer</b>	240
<b>Bus, system</b>	
Connector	27
Electrical/environmental	18
Specification	28-32

<b>Business graphics, (desc.)</b>	16, 17
CRT control	183
CRT Controller	43
CRT entry points	158-160
CRT font selection	43, 134
Attributes	44
Attribute selection	7
Configuration sector	225
Display specification	15
Graphics mode	
- 40 CPS	243
- 20 CPS	232
Memory allocation	45
Prog. considerations	186-193
Scroll register	46

## C

<b>CCP, Description</b>	5
<b>CP/M-80, (disk contents)</b>	6-9
Accessing BIOS	151, 152
Digital Research files	6, 7
Entry Vector Table	B1
Prog. considerations	A1-A5
Xerox files	7-9
<b>CP/M-86, (disk contents)</b>	9, 10
Accessing BIOS	151, 152
Digital Research files	9, 10
Xerox files	10
<b>CPU, (general)</b>	2
ROM	133, 134
Description	41-44
Go To Command	140
System display	183
<b>CRT, (general)</b>	3, 158, 183
CRT output	158
RAM	41, 45

Block move	160
Direct CRT display	160
Entry points	158-162
Fast CRT output	159
Font selection	43, 134
IOBYTE	167, 168
Read sector	162
Select media format	161, 162
Set direct CRT cursor	159
Write sector	162
<b>CRT controller, (general)</b>	<b>43, 44</b>
Attributes	16, 17, 44
Control signals (sync & video)	43
Design	16, 17
Font ROMs	43
Functional description	16
<b>CTC (Counter Timer Circuit)</b>	<b>42, 134</b>
<b>Cabling requirements:</b>	
- 40 CPS	252
- 20 CPS	236
<b>Capacity, disk</b>	<b>207-211</b>
<b>Carriage return, disp. code</b>	<b>188</b>
<b>Carriage movement</b>	
- 40 CPS	242
- 20 CPS	231
<b>Caution, rigid disk</b>	<b>47</b>
<b>Centronics Interface</b>	<b>2, 43, 135</b>
<b>Channel A</b>	
SIO Controller	135, 136
Description	42
Entry points	165
<b>Channel B</b>	
SIO Controller	135, 136
Description	42
Entry points	163, 164
<b>Character codes, display</b>	<b>186-193</b>
<b>Character delete</b>	<b>192</b>
<b>Character devices</b>	<b>153, 154</b>
<b>Character insert</b>	<b>192</b>
<b>Character sets (information)</b>	
ROM	43
Specifications	15, 16

<b>Character sets (pictures)</b>	
Graphics	185
Text	184
<b>Character spacing</b>	
- 40 CPS	251
- 20 CPS	235
<b>Clear screen</b>	<b>188, 190</b>
<b>Clear to end of line</b>	<b>188, 193</b>
<b>Clear to end of screen</b>	<b>188, 193</b>
<b>Clock</b>	
8086 speed	2
1-second interrupt	174
Z80-A speed	2
<b>Code charts</b>	<b>K1-K2</b>
Baud rate table	K1
<b>Cold boot</b>	<b>151, A1</b>
<b>Cold start</b>	<b>177</b>
<b>Cold start loader listing</b>	<b>G1-G6</b>
<b>Command codes:</b>	
40 CPS	242-244
Carriage movement	
Control codes	
Hex codes	245
Margins & formatting	
Miscellaneous commands	
Paper movement	
Printing	
Remote Diagnostics	
WP commands	
20 CPS	231-233
Carriage movement	
Control codes	
Hex codes	234
Margins & formatting	
Miscellaneous commands	
Paper movement	
Printing	
Remote Diagnostics	
WP commands	
<b>Command set (monitor)</b>	<b>137-149</b>
Summary table	137
Baud rate	

Copy memory	
Display memory	
Extended memory test	
Fill memory	
Go to	
Host Terminal	
Input	
Load from disk	
Modify memory	
Output	
Protocol	
Read disk sector	
Typewriter	
Verify memory block	
Write disk sector	
<b>Communications:</b>	
SIO Controller	135, 136
SIO Ports, description	42
Baud rate command	144
Comm channel (Port #s)	156, 157
Connector (J4)	19
Host Terminal	144-146
IOBYTE	167, 168
Input Data	165
Input ready status	165
Output status	165
Port (J9), description	5
Protocol command	148, 149
Settings, 40 CPS Printer	249, 250
Strapping Options	25, 26
<b>Configuration sector</b>	<b>225, 226</b>
<b>Configuration status</b>	<b>181</b>
<b>Connectors</b>	
(see Hardware Connectors)	
<b>Console devices</b>	<b>153, 154</b>
<b>Console input IOBYTE</b>	<b>167</b>
BIOS entry point	A2
<b>Console output IOBYTE</b>	<b>168</b>
BIOS entry point	A2
<b>Console status IOBYTE</b>	<b>167</b>
BIOS entry point	A2

## Control codes , display 186-188

Backspace or cursor left	
Bell (tone)	
Carriage return	
Clear to end of line	
Clear to end of the screen	
Clear screen and home cursor	
Cursor down or line feed	
Cursor left or backspace	
Cursor right	
Cursor up	
Display next character direct	
Escape	
Home cursor	
Horizontal tab	
Line feed or cursor down	
Restore previous attribute mode	
Set cursor character	

## Control key, keyboard

- ASCII	197
- LPK	206

## Control panel indicators -

### 40 CPS 239, 240

Break switch	
Cover	
Form feed	
Here is switch	
Line feed	
Overflow	
Parity	
Power indicator	
Print chk	
Printwheel select	
Reset	
Ribbon/paper	
Scroll	
Spacing select	

## Control panel switches -

### 20 CPS 228

Form feed	
Line feed	
Pause	

Power indicator	
Reset	
Control sequences, CRT	
Codes	187, 188
Table	186
Copy memory,	
(Monitor Command)	140
Counter Timer Circuit	134
Cover switch, (40 CPS)	240
CRT memory block move	160
CRT output	158
FAST CRT output	159
CRT RAM	
Memory allocation	45
Scroll register	46
CTRL key, keyboard	
- ASCII	197
- LPK	206
Cursor, (general)	186
Cursor keys	
- ASCII	195
- LPK	200
Cursor control codes	
Up, Down, Left, Right	187
Host Terminal cursor control	147

## D

DC system power	18
DTR, SIO default	135
Daisy-chain	
SIO Controller	42
Rigid/floppy interface	47
Data bits	
SIO defaults	135
Baud rate command	144
Configuration sector	225, 226

Get Config Status	181
Host Terminal	144-146
Pass 8 bits/keyboard	190
Pass 7 bits/keyboard	190
Data format, (LPK)	200, 201
Daughter board	47
ROSR monitor	
SASI interface	
Floppy connectors	38
J1 connector	19
Rigid connector	39
Devices, character & physical	
assignments	153, 154
Device names, logical	
& physical	153, 154
Diablo printers	
- 40 CPS (630)	237-252
- 20 CPS (620)	227-236
Diagnostics, remote printer	
- 40 CPS	244
- 20 CPS	233
Digital Research	
CP/M-80 files	6-9
CP/M-86 files	9, 10
Dimensions	13
8" Floppy disks	
8" Rigid disk	
5¼" Floppy disks	
40 CPS Printer	
20 CPS Printer	
ASCII keyboard	
Display/Processor	
Low profile keyboard	
Direct CRT display	160
Disable attributes	189
Disk access connector (J12)	33
Description	34-37
Disk connector (J1)	19
Floppy	38
Illustration	20
Rigid	39
Disk drive format	14

Disk drive storage	14	Dimensions	13
Disk drives	3, 5	Graphics character set	185
Access times	207-211	Programming considerations	186
Caution	47	Text character set	184
Connector	47	<b>Display, control codes</b>	<b>186-188</b>
Dimensions	13	Backspace or left cursor	
Specifications	207-212	Bell (tone)	
Access times		Carriage return	
Bytes per sector		Clear to end of line	
Capacity		Clear to end of the screen	
Encoding method		Clear screen and home cursor	
Formats		Cursor down or line feed	
Heat dissipation		Cursor left or backspace	
Latency		Cursor right	
Power dissipation		Cursor up	
Recording density		Display next character direct	
Sectors per track		Escape	
Transfer rates		Home cursor	
Voltage requirements		Horizontal tab	
Disk driver		Line feed or cursor down	
Execute physical	161, 162	Restore previous attribute mode	
Firmware	47	Set cursor character	
Media identification	213	<b>Display, functional desc.</b>	<b>16</b>
Disk mapping		<b>Display, escape codes</b>	<b>189-193</b>
Description	48	<b>Display manipulation</b>	<b>186, 189</b>
Device mapping	153, 154	<b>Display memory command</b>	<b>138</b>
Drive mapping table	C2	<b>Display next character</b>	<b>188</b>
Interleave	223, 224	<b>Display/Processor</b>	<b>13, 183-193</b>
Disk parameter block		<b>Display specifications</b>	<b>15</b>
(DPB)	214-218	Pixel resolution	
8" Floppies		Refresh rate	
8" 10 Mb rigid		Video bit rate	
5¼" Floppies		Video rate	
Translate tables		<b>Documented system</b>	
Disk parameter header		storage	C1, C2
(DPH)	213-218	<b>Double density,</b>	
Select media format	161	Select Media Format	161
Value(s) returned	162	<b>Downcounter</b>	<b>42</b>
Display 3, 15-17, 183-193		<b>Drive mapping tables</b>	<b>C2</b>
Attributes	16, 183	<b>Drive selection</b>	
Business graphics	16	PIO Controller	134
Character mode	183	Description	43



Dual parallel port	
PIO Controller	134
Description	43

## E

8" Disk access times	207-211
8" Drives, dimensions	13
8" Floppy disks	
Double-sided	210, 216
Interleave	223, 224
Rigid	211, 217, 218
Single-sided	209, 215, 216
Track formats	221, 222
820-II Device mapping	
General	153, 154
Character devices	
IOBYTE	
Logical device names	
Physical device names	
Physical devices	
8086	
I/O Port assignments	156
CPU Port #	157
Configuration status	181
Description	2, 6, 48
Dual CP/M-80/86	158
Host Terminal	147
Lock instruction	155
Logical/Physical device mapping	154
Memory expansion PWB	132
Operating system files	9-11
Operating system interface	151
Schematics	128-132
System bus connector	27-32
Electrical Requirements	
AC	13
820-II-16/8 display	
Disk drives	

Printers (40 & 20 CPS)	252, 236
DC	
Disk drives	207-211
Display	15
Expansion slot	18
(See also Hardware Connectors)	

Electrical interface	
40 CPS Printer	246-250
A66 control switch	
EIA interface	
HPR05 circuit board	
Dipswitch module A	
Dipswitch module B	
Enable attributes	189
Enter key, unique codes	204
Entry points, CRT	158-160
Entry vector table	A1-A5
Environmental req.	18
Altitude	
Humidity	
Temperature	
Escape codes	189-193
Character delete	
Character insert	
Clear screen	
Clear to end of line	
Clear to end of screen	
Disable attributes	
Enable attributes	
Line delete	
Line insert	
Pass 8 data bits from keyboard	
Pass 7 data bits from keyboard	
Position the cursor	
Set blink attribute	
Set graphic mode	
Set inverse video	
Set low intensity	
Escape sequences	
CRT	189-193
40 CPS Printer	242, 243
ROSR translations	43

20 CPS Printer	221, 222
<b>Etch 1 CPU</b>	
J9 - strapping options	25
Schematics	109-116
Serial I/O Ports	42
<b>Etch 2 CPU</b>	
J9 - strapping options	26
Keyboard FIFO	48, 166
Schematics	117-124
Serial I/O Ports	42
<b>Even parity, host terminal</b>	145
<b>Examples</b>	
Bank switching	D4
Host Terminal	145, 146
List device status	152
Monitor calls/BASIC	D1-D3
Protocol command	148, 149
Start/Stop 8086	155
Z-80A Assembly Language	171-173
<b>Execute physical driver</b>	161, 162
<b>Expansion slot, (general)</b>	6
Electrical	18
<b>Extended memory</b>	
test command	139

## F

<b>4.03 ROM</b>	135
<b>40 CPS Printer</b>	237-252
DC1/DC3	237
HPR05	
Description	237, 238
Interface	247-249
Access cover	238, 239
Command codes	242-244
Cont. panel switches	239, 240
Electrical interface	246-250
Font selection	249, 250
Operating codes	241

Power indicator	239
Specifications	251, 252
<b>FIFO</b>	48, 166
Variables	C1
<b>Fast CRT output</b>	159
<b>Fill memory command</b>	139
<b>5¼" Disk access times</b>	207, 208
<b>5¼" Drives, dimensions</b>	13
<b>5¼" Floppy disks</b>	
Disk Parameter Header	213
Double-sided	208, 215
Interleave	223, 224
Single-sided	207, 214
Track formats	219, 220
<b>Floppy disks</b>	213-226
Connector (J1)	19
Illustration	20
Disk parameter block (DPB)	214-218
Disk parameter header (DPH)	213
Interleave	223, 224
Track formats	219-222
<b>Font generator, I/O Port #</b>	157
<b>Font ROMs (U57 &amp; U58)</b>	43
<b>Font selection</b>	43, 44, 134
40 CPS Printer	249, 250
<b>Form feed</b>	
- 40 CPS	239
- 20 CPS	228
<b>Format, floppy disks</b>	219-222
<b>Front cover switches</b>	
- 40 CPS	238, 239
- 20 CPS	227, 228
<b>Function key</b>	
Priority	- ASCII 196
	- LPK 205
Uses	- ASCII 196
	- LPK 205
<b>Functional description</b>	4, 5
BDOS	
BIOS	
CCP	
ROSR	

Operating systems  
 Ports  
 System monitor - ROM

- Interface 33  
 Floppy disk (J1)  
 - Connector 19  
 - Illustration 20  
 - Interface 38  
 Keyboard connector (J2) 19  
 Parallel port (J8)

**G**

General Purpose PIO  
 Ports A & B, Description 43  
 Specifications 135  
 Get address of time-  
 of-day variables 180  
 Get config status 181  
 Get disk map table  
 address 178, 179  
 Go to command 140, 141  
 Graphics character set 185  
 Mode 183

- Connector 23  
 - Illustration 21  
 - Picture 24  
 Power supply (J5 & 6) 22  
 Printer connector (J3) 19  
 Rigid disk (J1)  
 - Connector 19  
 - Illustration 20  
 - Interface 39

System bus connector (J13)  
 - Connector 27  
 - Description 28-32

Video connectors (J7) 22  
 Hardware description 2-4

**H**

HMI/VMI  
 - 40 CPS 241  
 - 20 CPS 230  
 HPR05 desc. - 40 CPS 237, 238  
 Hardware connectors 19-39  
 COMM connector (J4) 19  
 COMM port (J9) connector  
 - Etch 1 CPU 25  
 - Etch 2 CPU 26  
 Daughter board  
 - Floppy 38  
 - Rigid 39  
 Disk access (J12)  
 - Description 34-37

Disk drives  
 Display  
 Keyboards  
 Printers  
 System board  
 Hardware handshaking 148  
 Hardware interface 5, 6  
 COMM port  
 Disk drive  
 Expansion slot  
 Keyboard  
 Parallel port  
 Printer  
 Hardware scrolling 46  
 Head Step Rate,  
 Configur.com 8  
 Configuration sector 225  
 Here Is Switch, (40-CPS) 239  
 Hex codes  
 - 40 CPS 245  
 - 20 CPS 234

Index

Home cursor (ESC code)	188
Home disk, BIOS	A2
Horizontal Motion Index	
- 40 CPS	241
- 20 CPS	230
Horizontal tab - display	187
Host computer	144
Host Terminal mode	144-148
Baud rate	
Channel	
Command set	
Data bits	
Monitor output command	
Option Summary	
Parity	
Port	
Stop bits	
Humidity requirements	18

I

I/O Channel,	
setting baud rate	144
IOBYTE	
CP/M-80, device mapping	153
CP/M-86, device mapping	154, 155
Console input	167
Console output	168
Console status	167
Directed I/O	167-169
Printer output	168
Printer status	169
Input command (Monitor)	141
Input/output	
Port assignments	156, 157
8086	
CRT	
CTC	
GP-PIO channel A	

GP-PIO channel B	
SIO channel A	
SIO channel B	
Z80-A	
Baud rate	
Double density select	
Font generator	
Scroll register	
Single density select	
Speaker	

Interleave, (floppy disks)	223, 224
Interrupt mode 2	41, C1
Interrupt vectors	C1, C2
CTC	
GP PIO	
SIO	
Disk	
System PIO	

Interrupts	
CTC	134
GP PIO	135
SIO	135
Daisy-chain vectoring	42
Disk	34-37
Expansion slot	28-32
System PIO	134

J

J1 (Disk access)	19, 20, 38, 39
J2 (Keyboard)	19
J3 (Printer)	19
J4 (Communications)	19
J5 (Power supply)	22
J6 (Power supply)	22
J7 (Video)	22
J8 (Parallel connector)	23, 24, 43
J9 (Parallel port, Etch 1)	25

J9 (Parallel port, Etch 2) 26  
 J11 (Option connector) 43, 135  
 J12 connector 33-37  
 J13 connector 27-32  
 Jump vectors 151, 158, A1-A5

## K

### Key code chart:

- ASCII 198, 199  
 - LPK 202-204

Keyboards 3, 5, 195-206  
 FIFO variables C1  
 ROM 133  
 ASCII 195-199  
 Bit mask 224, 225  
 Connector (J2) 19  
 Data input 157-165, C1  
 Device Mapping 153, 154  
 Dimensions 13  
 Enter key, unique codes 204  
 Handler 201  
 Input (System PIO) 43, 166  
 Input channel 134  
 Interface (FIFO variables) 48, C1  
 Low profile 200-206  
 Product Codes 3  
 Status 166  
 Translation tables 201

Line feed switch (40 CPS) 239  
 Line feed or cursor down 187  
 Line insert 192  
 List device 153, 154, 167-169  
 List output, BIOS A2  
 List status, BIOS A4  
 Listings: Appendix

BIOS jump table H  
 ROM E  
 Banked physical driver I  
 Cold start loader G  
 Macros & Symbols F  
 Position-encoded kybd handler J

Load from disk command 142

Logical device names  
 820-II 153  
 16/8 154

Logical to Physical Disk  
 Mapping Table 178, 179, C2

Logical/physical  
 translate tables 213

Low profile keyboard 200-206

Auto-Repeat  
 Cursor keys  
 Data format  
 Dimensions  
 Enter key, unique codes  
 Function key uses  
 Key code chart  
 Keyboard handler  
 Main key array  
 Numeric key pad

Low profile ROM 133, 134, 204

## L

LST 153, 154, 167-169  
 (device mapping)  
 Line delete 192

Index

## M

MS-DOS 10, 11, 151  
 Macros & Symbols listing F1-F24

11

<b>Main key array</b>	
- ASCII	195
- LPK	200
<b>Margin &amp; formatting codes</b>	
- 40 CPS	242
- 20 CPS	231
<b>Memory allocation</b>	44, 45
<b>Memory banks</b>	41-43
<b>Memory contents</b>	138
<b>Memory pointers</b>	C2
<b>Memory size: RAM/ROM</b>	2
<b>Microsoft</b>	10, 11, 151, D1
<b>Miscellaneous functions</b>	177-182
Cold start	
Get configuration status	
Get disk map table address	
Get TOD variable	
Start screen print	
Warm start	
<b>Miscellaneous printer codes:</b>	
- 40 CPS	243
- 20 CPS	232
<b>Mode 2 Interrupt Vectors</b>	C1, C2
<b>Modem</b>	42, 135, 136
(channel, baud rate generator)	
<b>Modes of operation</b>	145
(Host terminal)	
<b>Modify memory</b>	138, 139
<b>Monitor calls in BASIC</b>	D1-D3
<b>Monitor commands</b>	137-149
Summary table	137
Baud rate	
Copy memory	
Display memory	
Extended memory test	
Fill memory	
Go to	
Host Terminal	
Input	
Load from disk	
Modify memory	
Output	

<b>Protocol</b>	
ROSR	
Read disk sector	
Typewriter	
Verify memory block	
Write disk sector	
<b>Monitor entry vector table</b>	B1
<b>More interrupt vectors</b>	C2

## N

<b>Numeric key pad</b>	
- ASCII	195
- LPK	200

## O

<b>1-second interrupt</b>	170, 174
<b>Offset, display</b>	46
<b>Operating codes:</b>	
- 40 CPS	241-244
- 20 CPS	230-233
<b>Operating environment</b>	13
<b>Operating mode switches:</b>	
- 40 CPS	238-240
- 20 CPS	227-230
<b>Operating System</b>	
General	4, 5
Interface	151-182
<b>Output codes, keyboards:</b>	
- ASCII	198, 199
- Low Profile	202-204
<b>Output command</b>	141, 142
<b>Output ports</b>	134-136
<b>Output status, comm</b>	165

Overflow Switch (40 CPS) 240

## P

PIO, (general) 43, 134, 135

Paper movement, printer:

- 40 CPS 243

- 20 CPS 231

Parallel I/O controller 134, 135

Bank switching

Floppy drive select

Floppy side select

Font selection

Keyboard input channel

Parallel port 2, 6, 43

Connector 23, 24

Parallel printer 43, 135

Parity

Host Terminal 145, 146

40 CPS switch 240

20 CPS switch 229

Pass upper bit of data

from keyboard 190

Pause switch (20 CPS) 228

Physical device names

820-II 153

16/8 154

Physical Disk Interleave 223, 224

Physical driver

Address table C3

Request block 161, 162, 176, C3

Physical format, disk

drives 219-222

Physical to Logical Device

Mapping 167

Pixel resolution 15

Ports

Communication 4, 5, 19, 25, 26, 135

General 4

Parallel 23, 24

Printer 4, 5, 19, 135

Position-encoded keyboard

Handler 201

Listing J1-J38

Position the cursor 191, 192

Power indicator:

- 40 CPS 239

- 20 CPS 228

Power on sequence 133-136

Power supply (J5 & 6) 22

Print Chk switch (40 CPS) 240

Printers, general 4, 227-252

A66 Control switch 249, 250

40 CPS 237

20 CPS 227

Baud rate command 144

Baud rate generator 136

Buffer 238, 251

Channel 42

Connector (J3) 19

Dimensions 13

Entry points 163, 164

Output 163, 164

Overview 163

Port 42, 43, 135, 136

Status 163

Printing commands

- 40 CPS 243

- 20 CPS 232

Printwheel selection (40 CPS) 238

Product code numbers 3, 4

Programmable

functions: 170-176

1-second interrupt

Processing while I/O pending

Sample program

Soft disk error

Soft error recording

System exit points

Programming considerations:

BIOSA1-A5

CRT Control codes 187, 188

CRT Escape codes	189-193
Display	186-193
Escape sequences	
- 40 CPS	242, 243
- 20 CPS	231, 232
Printer control codes	
- 40 CPS	245
- 20 CPS	234
Proportional spacing (HMI/VMI)	
- 40 CPS	241
- 20 CPS	230
Protocol command	148, 149
XON/XOFF	
Hardware handshake	
Serial printers	
Punch output, BIOS	A2

## R

RAM, CRT	41-46
Attributes	
Driver	
Font Selection	
Memory Allocation	
Offset	
Power on	
Refresh RAM	
Scroll Register	
ROM	5, 41, 42, 133-136, 158
ROM listings	E1-E110
ROM/O.S. Interface	158
ROSR	5, 41, 44, 47, 133-136, 170
RS232 (See Comm port)	
RTS	135, 136
Read disk sector command	143
Read sector	162, A5
Reader input	A2
Real Time Clock	174
(See also Clock)	

Refresh RAM	43
Memory	183
Rate	15
Remote Diagnostics:	
- 40 CPS	243, 244
- 20 CPS	232, 233
Repeat keystations:	
- ASCII	195
- LPK	205
Reserved	
ASCII Keys	198, 199
Low Profile Keys	202-204
Ports	157
Tracks	214-218
Reset Switch (40 CPS)	239
Reset, Power on	133-136
Resident monitor	
commands	137-149
Resolution, screen	15
Restore previous attribute	
mode	187
Ribbon/Paper switch (40 CPS)	240
Rigid disk conn. (J1)	19, 20, 39

## S

7 data bits (SIO controller)	110
1797 - Western Digital	279-302
6-8k ROM	2, 42
16/8 physical device mapping	
153, 154, 167-169	
Application programs	
Communication channel	
IOBYTE	
Logical device names	
Physical device names	
Physical devices	
64k RAM	2, 42
ROSR monitor	



Z80-A CPU			
SA 1403			
Processing while I/O pending	174		
Soft Error Recording	176		
SA 1403D controller	254-278		
SA400L	207, 214, 219, 220, 223, 224		
SA450	208, 215, 219, 220, 223, 224		
SA800	209, 215, 216, 221, 224		
SA850	210, 216, 221, 224		
SA1004	211, 217, 218, 223, 224		
SASI interface	47		
SIO, (general)	42		
SIO Channels:			
- A	135, 136		
- B	135, 136, 163, 164		
SIO controller	42, 135, 136		
SIO-B			
Input data	163		
Input ready status	163		
Output data	163		
Output ready status	164		
Sample programs			
Z80-A assembly	171-173		
Monitor calls - BASIC	D1-D3		
Bank switching	D4		
Schematics	109-132		
Screen attributes - see Attributes			
Screen codes	186-193		
Screen print	182		
Screen resolution:			
Description	16		
Specification	15		
Scroll switch (40 CPS)	239		
Scroll register	45, 46		
Hardware scrolling			
Offset			
Sectors per track	207-211		
Sector translate, BIOS	A5		
Table	213		
Vector	152		
Sectran	152, A5		
Seldsk	152, A3		
Select media format	161		
Serial I/O Controller	42, 135, 136		
Async modem port			
Baud rate			
Channel B			
Printer port			
Set blink attribute	191		
Set cursor character	187		
Set DMA address	A4		
Set direct CRT cursor	159		
Set graphic character	191		
Set inverse video	191		
Set low intensity	191		
Set sector	A3		
Set track	A3		
Shugart - 1403D	253-278		
Side selection	43, 134, 161		
Single density	161		
Skewing	223, 224		
Soft disk error	176		
Soft error recording	176		
Spacing select (40 CPS)	238		
Speaker (bell, tone)	47, 157		
Specifications			
- 820-II & 16/8	13-16		
Dimensions			
Disk drive format			
Disk drive storage			
Display			
Electrical			
Operating environment			
Specifications			
40 CPS	251, 252		
Cabling requirements			
Character set			
Character spacing			
Power requirements			
Print buffer			
Print line			
Printwheels			
20 CPS	235, 236		
Cabling requirements			

Character set	
Character spacing	
Power requirements	
Print buffer	
Print line	
Printwheels	
Start screen print	182
Storage capacity	207-211
Strapping options,	
Comm port	25, 26
Strobe, printer	135
Synchronous	
I/O Port #	157
Port selection	42
System board	2
System bus	18, 48
Connector (J13)	27-32
System configuration	181
System display	183-193
Graphics character set	
Programming considerations	
Text character set	
System exit points	170-176
System monitor,	
ROM	4, 133-136
System PIO	43, 134
System storage	C1

## T

20 CPS Printer	
Dimensions	13
General	227-237
Cabling requirements	
Command codes	
Control panel switches	
Front cover switches	
Horizontal motion index (HMI)	
Power indicator	

Operating codes	
Operating mode switches	
Specifications	
Vertical motion index (VMI)	
Temperature req.	18
Text character set	184
Theory of Operation	41-48
6-8k ROM memory	
64k RAM	
CPU	
CRT controller	
CTC	
PIO Controller	
SIO Controller	
Bus expansion	
Daughter board	
Dual parallel ports	
Memory allocation	
Parallel keyboard interface	
Scroll register	
Serial I/O ports	
Speaker	
Time constant	
Time-of-day and	
timer variables	47, 180, C4
Timer variables	180, C4
Tone generator	47, 157
(speaker, bell)	
Track format, disk	
drives	207-211
Transfer rates	207-211
Typewriter command	144

## V

Vector table	B1
Verify command	140
Vertical Motion Index:	
- 40 CPS	241
- 20 CPS	230

Video bit rate	15
Video connector (J7)	22
Video rate	15

## Z

## W

WD1797	174, 176, 279-302	Z80-A	2, 41, 42, 47-108 133, 158, C1, C2
Warm boot	A1	Assembly language ex.	171-173
Warm start	177	Zilog Reprint	49-108
Western Digital			
General	174, 176		
Reprint	279-302		
WP commands:			
40 CPS printer	243		
20 CPS printer	232		
Write disk sector command	143		
Write sector, BIOS	162, A4		

## X

XON/XOFF protocol	148
Xerox files	
CP/M-80 disk	7-9
CP/M-86 disk	10
Xtended memory	
test command	139

