



**General Systems Division
Product Announcement**

680-1

Release Date: January 10, 1980

Immediately File Attached Sales
Manual Text in Appropriate
Sales Manual Section

Distribution:
GS Managers (Sales/CE/SE/Admin.)
Marketing Representatives
Systems Engineers
Administrative Account Specialists

IBM Internal Use Only

**IBM 5280 DISTRIBUTED DATA SYSTEM
A FAMILY OF PROGRAMMABLE DISKETTE-BASED TERMINAL PRODUCTS**



The IBM 5280 Distributed Data System is a new family of diskette-based products designed for the distributed processing and intelligent data entry environments.

The 5280 is attractive to both large and small data processing users who plan to use distributed intelligent terminals as part of a new or existing IBM system network. Powerful data entry and communications capabilities enable easier implementation of customized data entry functions in both remote and centralized environments.

IBM CONFIDENTIAL UNTIL 9:30 A.M. (EST), THURSDAY, JANUARY 10, 1980
*CONTACT YOUR REGION WITH QUESTIONS
CONCERNING THIS ANNOUNCEMENT*

Highlights

The 5280 Distributed Data System provides a single, compatible family of devices to meet a variety of user requirements for data communications, data entry, and associated processing. Five new units are available, including single or dual keyboard/display data stations which have programmable controllers and new, compact diskette drives.

Auxiliary data stations allow a clustered system with up to 4 keyboard/displays.

Two types of printers provide a broad range of print speeds.


Both BSC and SNA/SDLC communications are available.

Comprehensive, high level programming support is provided for data communications, data entry, supportive processing, and utility functions.

System Overview


The IBM 5280 Distributed Data System consists of the following units:

- 5285 Programmable Data Station
- 5286 Dual Programmable Data Station
- 5288 Programmable Control Unit
- 5281 Data Station
- 5282 Dual Data Station
- 5225 Printer
- 5256 Printer




The 5285 Programmable Data Station is a single, keyboard/display station with controller and diskette drive capability.

- Tabletop
- Programmable
- 32K to 64K bytes of main storage capacity
- 480, 960, or 1920-character display size
- Contains either one or two diskette drives, providing a capacity of up to 2.4M bytes of storage
- One 5225 or 5256 Printer can be attached
- Accommodates:
 - The Communications Adapter (SDLC *and* BSC)
or
 - The attachment of one auxiliary data station (5281 or 5282)
- Optional Magnetic Stripe Reader
- Optional Keylock Feature



The 5286 Dual Programmable Data Station is a dual keyboard/display station with controller and diskette drive capability.


- Tabletop
- Programmable
- Single, split-screen display with two keyboards
- 32K to 64K bytes of main storage capacity
- Contains two diskette drives, providing a capacity of up to 2.4M bytes of storage
- Functions as two independent data stations
- Attaches one auxiliary data station (5281 or 5282)
- Optional Magnetic Stripe Reader
- Optional Keylock Feature



The 5288 Programmable Control Unit is a compact, floor-standing controller that can accommodate multiple keyboard/displays.


- Programmable
- 32K to 160K bytes of main storage capacity
- Contains from one to four diskette drives, providing a capacity of up to 4.8M bytes of storage
- Provides for a cluster of up to four keyboard/displays via attachment of auxiliary data stations (5281 and/or 5282)
- Provides a total system capacity of eight diskette drives (up to 9.6M bytes), including drives contained within attached auxiliary data stations
- Attaches up to five printers: four 5256 Printers, and one 5225 Printer
- Accommodates the Communications Adapter (SNA/SDLC and BSC)
- Optional Keylock feature

- Tabletop
- Attaches to a 5285, 5286, or 5288 at a maximum distance of 61m (200 ft)
- Functions as an independent data station
- Contains 0, 1, or 2 diskette drives, providing a capacity of up to 2.4M bytes of storage
- 480, 960, or 1920-character display size
- Optional Magnetic Stripe Reader



The 5282 Dual Data Station is a dual, auxiliary keyboard/display

- Tabletop
- Single, split-screen display with two keyboards
- Attaches to a 5285, 5286, or 5288 at a maximum distance of 61m (200 ft)
- Functions as two independent data stations
- Contains 0, 1, or 2 diskette drives, providing a capacity of up to 2.4M bytes of storage
- 480 or 960-character display size
- Optional Magnetic Stripe Reader



The 5281 Data Station is a single, auxiliary keyboard/display

5280 Distributed Data System Functional Capabilities Controller

The controllers in the 5285, 5286, and 5288 control all functions within the system and the optionally attached 5281 and 5282 auxiliary data stations. The controllers perform identical functions, but vary in main storage size and device attachment capability. The controllers provide processing capability, control, main storage, I/O attachment capability and communications features (optionally available on the 5285 and 5288).

Highlights

- Multiple microprocessors allow processing and I/O devices to operate independently
- Stored program capability
- Multiprogramming capability with up to eight main storage partitions
- Powerful and extensive data editing function
- A Communications Adapter is available for the 5285 and 5288, which provides both SDLC and BSC capability

Diskette Drives

New, compact diskette drives, housed within the 5280 units, allow compact system packaging. Capacity per diskette ranges from 0.25M bytes to 1.2M bytes. Two types of drives are available:

- A diskette drive capable of reading/writing IBM diskette 1
- A diskette drive capable of reading/writing IBM diskette 1, 2, and 2D

The formats and capacities for the diskettes are:

Diskette 1

Format	Bytes/ Sector	Capacity
1	128	246 KB
2	256	284 KB
3	512	303 KB

Diskette 2

Format	Bytes/ Sector	Capacity
4	128	492 KB
5	256	568 KB
6	512	606 KB

Diskette 2D

Format	Bytes/ Sector	Capacity
7	256	985 KB
8	512	1136 KB
9	1024	1212 KB

For data exchange with other devices and systems, the following exchange types are supported:

- Basic Exchange (Formats 1 and 4 above)
- H Exchange (Format 7 above)
- I Exchange (all of the above formats)

Diskettes can be interchanged with other IBM devices and systems that support the above exchange types, such as: System/3, System/32, System/34, System/38, Series/1, System/370, 303x, 4300, 3540, 3740, 3747, 3770, 3790, 5110, 5230, 5260, and 8100.

Keyboard/Display

The keyboard/displays available on the 5280 system provide the following:

- High resolution for ease of reading
- Display sizes of 480, 960, or 1920-characters
- Upper/lower case 94-character EBCDIC character set, 94-character ASCII character set, and 185-character Multinational Character Set are included
- Extended highlighting provides these screen attributes:
 - Reverse Image
 - High Intensity
 - Blink
 - Underline
 - Nondisplay
 - Column Separators
- Brightness and contrast control

- Three keyboard types:
 - Data Entry
 - Data Entry with Proof Arrangement
 - Typewriter
- Keyboards provide capability to enter hexadecimal characters
- Keyboards are movable and have palm rest for operator comfort

Communications Facilities

Data communications capability on the 5280 Distributed Data System is supported by a special feature on the 5285 Programmable Data Station and the 5288 Programmable Control Unit. A single communications line may be attached and will use either SDLC or BSC protocol based on the program or utility selected for execution.

Highlights

- Stored program control selection of Synchronous Data Link Control (SDLC) or Binary Synchronous Communications (BSC) protocol
- Point-to-point switched or nonswitched
- Multipoint tributary operation
- Up to 4800 bps transmission speeds
- Half-duplex operation on either half-duplex or duplex (2 or 4 wire) facility
- Manual dial and manual or auto-answer dependent on modem capability
- Digital Data Service Adapter (DDSA) for connection to AT & Ts nonswitched Dataphone* digital data service network
- DDSA for local connection to another supported device having a DDSA and using a DDSA Connector accessory cable
- Integrated modem for operation at 600/1200 BPS on switched, point-to-point nonswitched, multipoint tributary, switched network backup or switched network backup with auto-answer
- EIA interface for use with either IBM or non-IBM external modems
- Communications with a wide variety of systems and terminals in either SDLC or BSC mode

5256 Printer

- Attaches to the 5285 and the 5288
- Three models:
 - Model 1 40 cps
 - Model 2 80 cps
 - Model 3 120 cps
- See Note below
- Bidirectional serial matrix printing using upper/lower case 96-character EBCDIC character set
- 132 print positions per line at 10 characters per inch
- Vertical spacing is 6 or 8 lines per inch under operator control
- Forms tractor for feeding continuous forms
- Cut forms capability
- Multinational Character Set option
- Attaches via twinax cabling at a maximum distance of 1525m (5000 ft)

*Trademark of American Telephone and Telegraph Co

- Cable Thru feature allows attachment of multiple printers (maximum: four 5256 Printers and one 5225 Printer) to a 5288 on a single twinax cable

Note: Rated printer speeds may be affected by the customer's program, application load, and/or forms design.

5225 Printer

See 5225 Printer Product Announcement Letter 680-3 dated 1/10/80.

- New, wire matrix line printer
- Attaches to the 5285 and the 5288
- Four models
 - ** Model 1 280 Lpm
 - Model 2 400 Lpm
 - Model 3 490 Lpm
 - Model 4 560 Lpm

See Note below

- Horizontal spacing of 10 or 15 CPI is operator selectable
- 15 CPI capability provides condensed printing on correspondence size paper
- Available with upper/lower case 94-character sets or 184-character Multinational Character Set
- Vertical Spacing is 6 or 8 lines per inch under operator control
- Forms tractor for feeding continuous forms
- Attaches via twinax cabling at a maximum distance of 1525m (5000 ft)
- Cable Thru feature allows attachment of multiple printers (maximum: four 5256 Printers and one 5225 Printer) to a 5288 on a single twinax cable

Note: Rated printer speeds may be affected by the customer's program, application load, forms design, and/or the number of printers attached to the system.

Data Security

The responsibility for the protection of data from unauthorized or accidental modification, destruction, or disclosure lies with the customer. However, the 5280 Distributed Data System offers built-in characteristics and optional features to assist the customer in data security. These characteristics include:

- Sensitive data can be entered from the keyboard without being displayed on the screen
- A Security Keylock (special feature offered on the 5285, 5286, and 5288) allows the customer to restrict system usage (including 5281 and 5282 auxiliary data stations) to a keyholder
- A Magnetic Stripe Reader (special feature) is available for each keyboard/display operator position, which may be used to enter user identification
- In a communications environment, a 5280 system can exchange identification sequences with the host, which assists the user in controlling access to data.
- Diskette media can be removed from the system and secured separately.

**Maximum rated speeds at 10 CPI

Programming Features

The IBM 5280 Distributed Data System is supported by System Control Programming and a comprehensive set of Licensed Programs which provide the functions necessary to support a wide range of distributed environments including batch and interactive communications, batch processing, transaction processing, and data entry. For detailed information on 5280 programming, see Programming Announcement Letters P680-1 through P680-7. The following programming support is available:

- 5280 System Control Programming
- 5280 DE/RPG
- 5280 COBOL-OS/VS Host Compiler and Library
- 5280 COBOL-DOS/VSE Host Compiler and Library
- 5280 Communications Utilities
- 5280 Sort/Merge
- 5280 Utilities
- 5280 Assembler Language

5280 System Control Programming

System Control Programming (SCP) provides four basic system functions:

- System Configuration Program--used to describe the physical and logical configuration of a 5280 system
- Initial Program Loader--initializes the system for program execution
- PTF/Patch Program--provides the capability to apply PTFs and make program patches
- Close Failure Recovery Program--allows the user to specify an EOD (end of data) record in a diskette data set in the event of abnormal program termination

5280 DE/RPG

- New, easy to use programming support for
 - Interactive data entry
 - User-defined processing
 - Transcriptive (high-volume) key entry
- Uses Data Description Specification (DDS) forms for simple specification of data entry formats
- Sequence of execution of formats determined by job definition, operator selection, or dynamically, under user program control
- Display screen design capabilities
 - Prompts and data fields can be positioned anywhere on the screen except the status line
 - Multiple formats can be displayed on a single screen
 - Display attributes for prompts and data fields, including highlight, blink, reverse image, underline, nondisplay, and column separators
- High-function editing performed on a character, field, or record basis
 - Character check
 - Mandatory enter/fill
 - Data required
 - Exit key required
 - Duplication
 - Right adjust with blank or zero fill
 - Self check/generate
 - Counter arithmetic
 - Automatic field insert
 - Comparison test
 - Substitute table data for keyed data
 - Table lookup

- Range test
- Reformat field position for output record
- Set indicators on/off
- Exit to user subroutine
- Crosscheck
- Sequence check
- Picture check
- RPG III subset capability for subroutines and stand-alone programs:
 - Subset of RPG III Calculation Specification op codes
 - Uses RPG Calculation Specification Sheet
 - User-specified instruction sequence--the RPG "Cycle" does not apply
 - Available operations include:
 - Arithmetic and data manipulation
 - Branching
 - Indicator testing
 - Subroutine operations
 - I/O operations for diskette, printer, keyboard/display and communications
- Diskette data set support:
 - Sequential organization
 - Access methods are: sequential, direct by relative record number, and key indexed
 - Data sets can be shared by multiple programs
 - Automatic allocation of data sets
- Modes of operation:
 - Enter: initial data entry
 - Update: review and modify selected records
 - Verify: verify data for accuracy
 - Rerun: perform edits and checks on data set records without operator keying
- Production statistics (for enter, update, and verify modes)
 - Keystrokes
 - Records
 - Elapsed time
 - Marked records
 - Verify correction keystrokes
 - Number of jobs
- Source Entry Program
 - Included with DE/RPG Licensed Program
 - Used to create a DE/RPG source statement data set
 - Source statement parameters entered at keyboard in response to displayed prompts

5280 COBOL-OS/VS Host Compiler and Library

- Support of 1974 ANS Standard COBOL X3.23-1974
- Programs are compiled on a System/370, 303x, or 4300 under OS/VS1 or OS/VS2 (MVS)
- Object programs execute on a 5285, 5286, or 5288
- Support for interactive or batch commercial application programs
- Includes data station support for interactive applications
- Object programs transferred from host to 5280 system via diskette, RJE, or user-written communications program
- Support for BSC and SNA/SDLC communications via CALL interface
- Takes advantage of existing host COBOL expertise and allows central control

5280 COBOL-DOS/VSE Host Compiler and Library

- Support of 1974 ANS Standard COBOL X3.23-1974
- Programs are compiled on a System/370, 303x, or 4300 under DOS/VSE
- Object programs execute on a 5285, 5286, or 5288
- Support for interactive or batch commercial application programs
- Includes data station support for interactive applications
- Object programs transferred from host to 5280 system via diskette, RJE, or user-written communications program
- Support for BSC and SNA/SDLC communications via CALL interface
- Takes advantage of existing host COBOL expertise and allows central control

5280 Sort/Merge

SORT

- Sorts a single diskette data set into ascending or descending sequence
- Parameters entered at keyboard or read from diskette data set
- Records can be selected, omitted, or reformatted
- Automatic allocation of work space and data sets
- Output is one of four formats:
 - Full record
 - Address Out: a data set of 4-byte relative record numbers
 - Record Subset: a data set containing user-specified data fields
 - Index/Key: a data set with records consisting of a key and a relative record number

MERGE

- Merge Program combines records from 2 sorted data sets into another data set
- Parameters entered at keyboard or read from a diskette data set
- Supports multivolume data sets

5280 Utilities

- Diskette Initialization Utility
 - Formats a diskette according to user requirements
- Diskette/Data Set Clear Utility
 - Clears one or all data sets on a diskette in preparation for recording new data
 - Deletes all data sets on a diskette or a data set and its header label
- Diskette Label Maintenance Utility
 - Allocates new data sets
 - Deletes old data sets
 - Modifies volume and data set labels
- Diskette Label List Utility--allows the user to display or print:
 - Diskette volume labels
 - Data set labels
 - Data set names
 - Data set directories

- Diskette Copy Utility
 - Image Copy: copies the entire contents of a diskette
 - Volume Copy: copies and compresses active data sets
 - Data Set Copy: copies the contents of up to 4 data sets to an output data set
 - Specify Record Copy: copies the contents of a data set between "from-to" relative record numbers
 - Specify Key Copy: copies records with user-specified keys
 - Single Drive Data Set Copy: copies a data set from one diskette to another using only one diskette drive.
- Diskette Print Utility
 - Prints all records in a data set
 - Prints all records from all data sets on a diskette
 - Prints all records in a data set between user-specified relative record numbers
 - Prints all records in a data set matching user-specified keys
- Resource Allocation Utility
 - Provides the means to display, alter, or delete the logical device identifier and physical address of an existing entry, or add an entry to the resource allocation table
- 3740 Format Conversion Utility
 - Converts 3740 key entry program levels into DE/RPG source programs
- Diskette Compress Utility
 - Moves diskette data sets together, freeing any unused space between them for additional allocation
- Key Entry Utility
 - Provides the capability to create formats for basic key entry functions using the IBM 3740 key entry string language
- System Status Utility
 - Displays certain system information such as number and sizes of partitions and names of programs currently being executed
 - Displays system configuration information recorded on an IPL diskette

5280 Communications Utilities

The Communications Utilities provides the following basic facilities:

- Batch Data Transfer/Inquiry
- SNA/SDLC Remote Job Entry (SRJE)
- MULTI-LEAVING Remote Job Entry (MRJE)
- Communications Configuration and Job Description

The general support for communications includes:

- Communications Adapters (#2500) on the 5285 Programmable Data Station and 5288 Programmable Control Unit
- Single communications line
- Synchronous Data Link Control (SDLC) as part of System Network Architecture (SNA)
- Binary Synchronous Communications (BSC)
- Communications Access Methods
- 960 and 1920 character display screens only
- Direct device support and diskette data management
- Application program facility via DE/RPG, COBOL, and Assembler Language

- Program operation concurrent with other applications

Batch Data Transfer/Inquiry

- Batch data transfer to a host system or terminal
- Inquiry to a host system
- SNA/SDLC communications as a LU1 type terminal to System/370, 303x, 4300 with CICS/VS and IMS/VS
- BSC communications with System/370, 303x, 4300 with CICS/VS, IMS/VS (as a 3741), VSE/POWER and System/3/32/34 RPG II, System/3 CCP, System/34 SSP-ICF, 3740, 5260, Series/1 RPS, and another 5280
- Minimum of 32K bytes of main storage for BSC
- Minimum of 64K bytes of main storage for SNA/SDLC

SNA/SDLC Remote Job Entry (SRJE)

- Single LU-LU session supports one each: console, reader, punch, and printer
- SNA support on the host is via ACF/VTAM and ACF/NCP/VS to RES, JES2, JES3, and VSE/POWER
- Printer streams can be directed to either a printer or diskette
- Punch data streams are directed to diskette
- Minimum of 64K bytes of main storage

MULTI-LEAVING Remote Job Entry (MRJE)

- Full MULTI-LEAVING support of concurrent device operation includes one each: console, reader, punch, and printer
- Expansion of blanks and duplicate characters from the host
- BSC support on host as a System/3 MRJE workstation for RES, JES2 and JES3
- Printer data streams can be directed to either a printer or diskette
- Punch data streams are directed to diskette
- Minimum of 48K bytes of main storage on the 5285, or 64K bytes of main storage on the 5288

Communications Configuration and Job Description

- Preparation of communications environments via job step prompts
- Descriptions are stored on diskette by job name
 - Used to initiate communications link with the host or terminal
 - Initiation with the host may be either dynamic or predetermined for operator convenience

5280 Assembler Language

- Contains an assembler and the 3740 ACL Conversion Aid Program
- The assembler is used to create stand-alone programs. It provides features such as:
 - Mnemonic operation codes
 - Symbolic referencing of storage addresses
 - Automatic storage assignment
 - Address displacement calculation
 - Symbolic data representation
 - Binary and decimal arithmetic
 - Operand expressions
 - Source program listing

- Cross reference listing
- Error checking and diagnostic messages
- The 3740 ACL Conversion Aid Program assists the user in converting 3740 ACL (Application Control Language) programs into 5280 Assembler Language

Demonstrations

Both functional and industry demonstrations at MSCs and selected branch offices are available now.

Minimum Configurations

For the 5285: Any model

For the 5286: Any model

For the 5288: Any model with an attached 5281 or 5282 (any model)

Cables

See *IBM 5280 Planning and Site Preparation Guide*, GA21-9351 for cabling information.

Customer Set-Up (CSU)

All 5280 units (5281, 5282, 5285, 5286, 5288) are designated as Customer Set-Up machines. The Customer Set-Up Allowance is two days. The Customer Set-Up Allowance for the 5225 and 5256 Printers is two days when installed concurrently with a 5280 System. When attaching to a previously installed 5280 System, the 5225 and 5256 allowance is one day.

Deliveries

5280 shipments begin 6/80. See specific 5280 Programming Announcement Letters for exceptions. Shipments of the 5225 Printer begin 10/80 (see 5225 Product Announcement Letters 680-1 dated 1/10/80). Shipping dates will be assigned sequentially on orders entered on AAS. Orders involving multiple units are subject to an extension of schedules.

A published delivery schedule will be established and initial schedules will be assigned within 90 days. No delivery commitments are to be made to customers until confirmed schedules are received in the branch office.

Orders received and time stamped in the branch office by January 18, 1980, and entered into AAS by January 28, 1980, will be considered first day orders for scheduling purposes.

Orders received and time stamped in the branch office *after* January 18, 1980, must *not* be entered into AAS until January 29, 1980.

Equipment should be ordered for the location where it will be installed.

Certification

Orders for the 5280 are subject to GSD's Certification Procedure as outlined in Marketing Announcement Letter 679-96.

Sales Compensation Plan

Normal Sales Plan provisions apply. 5280 systems qualify for the Centralized Application Project provisions.

Model Changes

All 5280 units are model upgradable within machine type. All special features are field installable.

MESs

Orders for MESs will not be accepted until First Customer Shipment.

Production Category

All 5280 units, the 5225 Printer, and the 5256 Printer are in new production.

Installation Allowances

Preinstallation Test Allowance: The 5285 Programmable Data Station, the 5286 Dual Programmable Data Station, and the 5288 Programmable Control Unit are eligible for a preinstallation testing allowance. Initial and subsequent orders apply. The maximum number of eligible machines per 7-digit customer number is shown below. Each machine type qualifies for a separate allowance.

Machine	Hours
5285 (first two units)	8 hours per unit
5286 (first two units)	4 hours per unit
5288 (first two units)	8 hours per unit

On-Site Allowance

In addition to the preinstallation test allowance, initial shipment of communicating (i.e., with Communications Adapter feature #2500) 5285 Programmable Data Stations or 5288 Programmable Control Units are eligible for an On-Site Allowance (OSA). The OSA is seven days each for any combination of the first three communicating 5285 or 5288 units installed within an enterprise and includes all devices attached to the 5285/5288 at initial installation. Devices attached after initial installation do not qualify for an on-site allowance. The seven-day testing periods of second and third units may be combined with the initial unit to provide a 21-day on-site testing period for the initial unit. The OSA will terminate on the last day of the testing period or the day at which productive use is accomplished, whichever is first.

The *5280 Distributed Data System On-Site Allowance Customer Information Bulletin*, G360-0381 (attached to this announcement letter) must be provided to each user prior to order confirmation.

Product Coverage

The 5280 Distributed Data System is a GS Exclusive System.

Educational Allowance

The Standard Educational Allowance (10%) applies to the 5280 Distributed Data System (applies to lease, rental, and purchase customers).

Prices

See price list in this announcement.

Terms and Conditions

The 5280 units (5281, 5282, 5285, 5286, 5288) are available only under the following agreements:

1 Agreement for Lease or Rental of IBM Machines

Rental Contract Period

or

Lease Contract Period (24 months). Under the terms of the Lease Contract Period, termination charges will be the lesser of 5 months lease or 25% of the remaining contract value.

The 5280 units are offered under Plan D, Optional Periods of Maintenance Service. The initial period of maintenance service is 3 months.

A model upgrade or feature addition to a lease machine is eligible for either rental or lease.

2 Agreement for Purchase of IBM Machines

5280 Distributed Data System Licensed Programs are provided under the Agreement for IBM Licensed Programs. The Distributed Systems License Option (DSLO) is available for 5280 DE/RPG, 5280 Communications Utilities, 5280 Sort/Merge, 5280 Utilities, and 5280 Assembler Language. See GSD Marketing Announcement 680-2 for information on DSLO.

RPQS

RPQs may be submitted immediately with response time (minimum 90 days) and delivery dependent upon complexity.

Physical Planning

Physical Planning information may be obtained by referring to *IBM 5280 Planning and Site Preparation Guide* (GA21-9351).

Publications Support

The following 5280 publications are available from Mechanicsburg:

Product Material	Form Number
• IBM 5280 Executive Brochure	G580-0274
• IBM 5280 Product Flyer	G580-0275
• IBM 5280 Communications Brochure	G580-0276
• IBM 5280 Presentation Folder	G580-0277
• IBM 5280 Seminar Slide Set	ZV30-0629
• IBM 5280 Marketing and SE Guide	ZZ60-0598
• IBM 5280 Facts Folder	G360-0069
• IBM 5280 Proposal Insert	G280-0091
• IBM 5281/5282 Proposal Insert	G280-0092
• IBM 5285 Proposal Insert	G280-0093
• IBM 5286 Proposal Insert	G280-0094
• IBM 5288 Proposal Insert	G280-0095
• IBM 5225 Proposal Insert	G280-0096
• IBM 5256 Proposal Insert	G280-0097

Industry Material

- IBM 5280 Industry Flyer--Construction G580-0285
- IBM 5280 Industry Flyer--Manufacturing and Process G580-0287
- IBM 5280 Industry Flyer--Distribution G580-0284
- IBM 5280 Industry Flyer--Consumer Goods Mfg G580-0280
- IBM 5280 Industry Flyer--Retail G580-0286
- IBM 5280 Industry Flyer--Government G580-0281
- IBM 5280 Industry Flyer--Finance G580-0282
- IBM 5280 Industry Flyer--Insurance G580-0288
- IBM 5280 Industry Flyer--Motor Freight G580-0278
- IBM 5280 Industry Flyer--Health G580-0283
- IBM 5280 Industry Flyer--Utilities G580-0279

Technical Support Material

- IBM 5280 General Information GA21-9350
- IBM 5280 Planning and Site Preparation Guide GA21-9351
- IBM 5280 DE/RPG Licensed Program Design Objectives GC21-7792
- IBM 5280 COBOL-DOS/VSE Host Compiler and Library Licensed Program Design Objectives GL23-0028
- IBM 5280 COBOL-OS/VS Host Compiler and Library Licensed Program Design Objectives GL23-0027
- IBM 5280 Communications Utilities Licensed Program Design Objectives GC34-0248
- IBM 5280 Sort/Merge Licensed Program Design Objectives GC21-7794
- IBM 5280 Utilities Licensed Program Design Objectives GC21-7793
- IBM 5280 Assembler Language Licensed Program Design Objectives GC21-7795

L. W. Gray
Vice President—Field Operations

This page intentionally left blank

PRICE SUMMARY AND FEATURE INDEX TABLE

MACH	MDL/		PURCHASE	MONTHLY	MONTHLY	BASE	U/L	TERM		PUR	M	P	W	R	U	ED
TYPE	FEAT	DESCRIPTION	PRICE	RENTAL	LEASE	TERM	%	CHG	MMMC	OPT	G	C	C	P	C	AL
5281	0Z00	Data Station	2035.00	59.00	50.00	24	5	25/5	13.00	45	D	2	B	D	2	10
	0Z01	Data Station	3225.00	106.00	90.00	24	5	25/5	24.50	45	D	2	B	D	2	10
	0Z02	Data Station	4225.00	147.00	125.00	24	5	25/5	34.50	45	D	2	B	D	2	10
	0Z05	Data Station	3825.00	124.00	105.00	24	5	25/5	32.50	45	D	2	B	D	2	10
	0Z06	Data Station	4825.00	165.00	140.00	24	5	25/5	42.50	45	D	2	B	D	2	10
	0Z10	Data Station	5425.00	182.00	155.00	24	5	25/5	50.50	45	D	2	B	D	2	10
	4600	Keyboard - 83 Key EBCDIC	350.00	13.00	11.00	24	5	25/5	4.00	45	D	2	B	D	2	10
	4601	Keyboard - 66 Key D.E.	350.00	13.00	11.00	24	5	25/5	4.00	45	D	2	B	D	2	10
	4602	Keyboard - 66 Key DEw/Proof	350.00	13.00	11.00	24	5	25/5	4.00	45	D	2	B	D	2	10
	4603	Keyboard - 83 Key ASCII	350.00	13.00	11.00	24	5	25/5	4.00	45	D	2	B	D	2	10
	4950	Magnetic Stripe Reader	380.00	12.00	10.00	24	5	25/5	2.00	45	D	2	B	D	2	10
		P/N 7364108 Data Station Wire	1.90/FOOT PURCHASE ONLY													
		P/N 4177800 Wire Connector Kit	15 PURCHASE ONLY													
		P/N 7364212 Cable Asm	60 + 1.90/FOOT PURCHASE ONLY													
		P/N 7364109 Diskette Wire	2.80/FOOT PURCHASE ONLY													
		P/N 7364208 Diskette Cable Asm	60 + 2.80/FOOT PURCHASE ONLY													

PRICE SUMMARY AND FEATURE INDEX TABLE

MACH TYPE	MDL/ FEAT	DESCRIPTION	PURCHASE PRICE	MONTHLY RENTAL	MONTHLY LEASE	BASE TERM	U/L %	TERM CHG	MMMC	PUR OPT	M G	P C	W C	R P	U C	ED AL
5282	0Z00	Dual Data Station	2310.00	65.00	55.00	24	5	25/5	14.50	45	D	2	B	D	2	10
	0Z01	Dual Data Station	3500.00	112.00	95.00	24	5	25/5	26.00	45	D	2	B	D	2	10
	0Z02	Dual Data Station	4500.00	153.00	130.00	24	5	25/5	36.00	45	D	2	B	D	2	10
	0Z03	Dual Data Station	4100.00	129.00	110.00	24	5	25/5	34.00	45	D	2	B	D	2	10
	0Z06	Dual Data Station	5100.00	171.00	145.00	24	5	25/5	44.00	45	D	2	B	D	2	10
	0Z10	Dual Data Station	5700.00	188.00	160.00	24	5	25/5	52.00	45	D	2	B	D	2	10
	4600	Keyboard - 83 Key EBCDIC	350.00	13.00	11.00	24	5	25/5	4.00	45	D	2	B	D	2	10
	4601	Keyboard - 66 Key D.E.	350.00	13.00	11.00	24	5	25/5	4.00	45	D	2	B	D	2	10
	4602	Keyboard - 66 DEw/Proof	350.00	13.00	11.00	24	5	25/5	4.00	45	D	2	B	D	2	10
	4603	Keyboard - 83 Key ASCII	350.00	13.00	11.00	24	5	25/5	4.00	45	D	2	B	D	2	10
	4950	Magnetic Stripe Reader	380.00	12.00	10.00	24	5	25/5	2.00	45	D	2	B	D	2	10
		P/N 7364108 Data Station Wire	1.90/FOOT PURCHASE ONLY													
		P/N 4177800 Connector Kit	15 PURCHASE ONLY													
		P/N 7364212 Cable Asm	60 + 1.90/FOOT PURCHASE ONLY													
		P/N 7364109 Diskette Wire	2.80/FOOT PURCHASE ONLY													
		P/N 7364208 Diskette Cable Asm	60 + 2.80/FOOT PURCHASE ONLY													

IBM INTERNAL USE ONLY

PRICE SUMMARY AND FEATURE INDEX TABLE

MACH	MDL/ TYPE	FEAT DESCRIPTION	PURCHASE PRICE	MONTHLY RENTAL	MONTHLY LEASE	BASE TERM	U/L %	TERM CHG	MMMC	PUR OPT	M G	P C	W C	R P	U C	ED AL
5285	0A01	Programmable Data Station	5280.00	183.00	155.00	24	5	25/5	42.00	45	D	2	B	D	2	10
	0A02	Programmable Data Station	6280.00	224.00	190.00	24	5	25/5	52.00	45	D	2	B	D	2	10
	0A05	Programmable Data Station	5880.00	200.00	170.00	24	5	25/5	50.00	45	D	2	B	D	2	10
	0A06	Programmable Data Station	6880.00	241.00	205.00	24	5	25/5	60.00	45	D	2	B	D	2	10
	0A10	Programmable Data Station	7480.00	259.00	220.00	24	5	25/5	68.00	45	D	2	B	D	2	10
	0B01	Programmable Data Station	5680.00	196.00	166.00	24	5	25/5	43.00	45	D	2	B	D	2	10
	0B02	Programmable Data Station	6680.00	237.00	201.00	24	5	25/5	53.00	45	D	2	B	D	2	10
	0B05	Programmable Data Station	6280.00	213.00	181.00	24	5	25/5	51.00	45	D	2	B	D	2	10
	0B06	Programmable Data Station	7280.00	254.00	216.00	24	5	25/5	61.00	45	D	2	B	D	2	10
	0B10	Programmable Data Station	7880.00	272.00	231.00	24	5	25/5	69.00	45	D	2	B	D	2	10
	0C01	Programmable Data Station	5880.00	204.00	173.00	24	5	25/5	44.00	45	D	2	B	D	2	10
	0C02	Programmable Data Station	6880.00	245.00	208.00	24	5	25/5	54.00	45	D	2	B	D	2	10
	0C05	Programmable Data Station	6480.00	221.00	188.00	24	5	25/5	52.00	45	D	2	B	D	2	10
	0C06	Programmable Data Station	7480.00	263.00	223.00	24	5	25/5	62.00	45	D	2	B	D	2	10
	0C10	Programmable Data Station	8080.00	280.00	238.00	24	5	25/5	70.00	45	D	2	B	D	2	10
	4600	Keyboard - 83 Key EBCDIC	350.00	13.00	11.00	24	5	25/5	4.00	45	D	2	B	D	2	10
	4601	Keyboard - 66 Key D.E.	350.00	13.00	11.00	24	5	25/5	4.00	45	D	2	B	D	2	10
	4602	Keyboard - 66 Key DEw/Proof	350.00	13.00	11.00	24	5	25/5	4.00	45	D	2	B	D	2	10
	4603	Keyboard - 83 Key ASCII	350.00	13.00	11.00	24	5	25/5	4.00	45	D	2	B	D	2	10
	3500	960 Char Display Size	100.00	6.00	5.00	24	5	25/5	.50	45	D	2	B	D	2	10
	3505	1920 Char Display Size	200.00	12.00	10.00	24	5	25/5	.50	45	D	2	B	D	2	10
	1150	Printer Attach 5225/5256	480.00	12.00	10.00	24	5	25/5	1.50	45	D	2	B	D	2	10
	1200	Attach 5281 w/480 char	580.00	14.00	12.00	24	5	25/5	1.50	45	D	2	B	D	2	10
	1205	Attach 5281 w/960 char	680.00	20.00	17.00	24	5	25/6	2.00	45	D	2	B	D	2	10
	1210	Attach 5281 w/1920 char	780.00	26.00	22.00	24	5	25/5	2.50	45	D	2	B	D	2	10
	1215	Attach 5282 w/480 char	680.00	20.00	17.00	24	5	25/5	2.00	45	D	2	B	D	2	10
	1220	Attach 5282 w/960 char	780.00	26.00	22.00	24	5	25/5	2.50	45	D	2	B	D	2	10
	1240	Attach Remote Diskette Dr.	190.00	6.00	5.00	24	5	25/5	.50	45	D	2	B	D	2	10

PRICE SUMMARY AND FEATURE INDEX TABLE

MACH TYPE	MDL/ FEAT DESCRIPTION	PURCHASE PRICE	MONTHLY RENTAL	MONTHLY LEASE	BASE TERM	U/L %	TERM CHG	MMMC	PUR OPT	M G	P C	W C	R P	U C	ED AL
5285	4950 Magnetic Stripe Reader	380.00	12.00	10.00	24	5	25/5	2.00	45	D	2	B	D	2	10
	4955 Elapsed Time Adapter	570.00	18.00	15.00	24	5	25/5	2.00	45	D	2	B	D	2	10
	4960 Elapsed Time Adapter	228.00	7.00	6.00	24	5	25/5	.50	45	D	2	B	D	2	10
	3610 Elapsed Time Counter	100.00	6.00	5.00	24	5	25/5	.50	45	D	2	B	D	2	10
	6340 Security Keylock			40.00 SUC											
	2500 Communications Adapter	900.00	53.00	45.00	24	5	25/5	9.00	45	D	2	B	D	2	10
	3701 EIA Interface	330.00	13.00	11.00	24	5	25/5	1.00	45	D	2	B	D	2	10
	5650 DDS Adapter - Pt-Pt	840.00	24.00	20.00	24	5	25/5	1.00	45	D	2	B	D	2	10
	5651 DDS Adapter - Multipoint	840.00	24.00	20.00	24	5	25/5	1.00	45	D	2	B	D	2	10
	5500 1200 IM - Nonswitched	660.00	19.00	16.00	24	5	25/5	3.50	45	D	2	B	D	2	10
	5501 1200 IM Switched w/AA	660.00	25.00	21.00	24	5	25/5	3.00	45	D	2	B	D	2	10
	5502 1200 IM Switched	660.00	19.00	16.00	24	5	25/5	3.00	45	D	2	B	D	2	10
	5507 1200 IM Nonsw w/SNBU	660.00	26.00	22.00	24	5	25/5	3.50	45	D	2	B	D	2	10
	5508 1200 IM - Nonsw w/SNBU-AA	840.00	29.00	25.00	24	5	25/6	4.00	45	D	2	B	D	2	10
	5810 Power Supply Expansion	70.00	4.00	3.00	24	5	25/5	1.00	45	D	2	B	D	2	10
	P/N 4177799 Key Lock Keys	2.50 PURCHASE ONLY													
	P/N 4236967 DDS Connector	60.00 PURCHASE ONLY													

PRICE SUMMARY AND FEATURE INDEX TABLE

MACH TYPE	MDL/ FEAT	DESCRIPTION	PURCHASE PRICE	MONTHLY RENTAL	MONTHLY LEASE	BASE TERM	U/L %	TERM CHG	MMMC	PUR OPT	M G	P C	W C	R P	U C	ED AL
5286	0A02	Dual Programmable Station	7100.00	224.00	190.00	24	5	25/5	48.00	45	D	2	B	D	2	10
	0A10	Dual Programmable Station	8300.00	259.00	220.00	24	5	25/5	64.00	45	D	2	B	D	2	10
	0B02	Dual Programmable Station	7500.00	237.00	201.00	24	5	25/5	49.00	45	D	2	B	D	2	10
	0B10	Dual Programmable Station	8700.00	272.00	231.00	24	5	25/5	65.00	45	D	2	B	D	2	10
	0C02	Dual Programmable Station	7700.00	245.00	208.00	24	5	25/5	50.00	45	D	2	B	D	2	10
	0C10	Dual Programmable Station	8900.00	280.00	238.00	24	5	25/5	66.00	45	D	2	B	D	2	10
	4600	Keyboard - 83 Key EBCDIC	350.00	13.00	11.00	24	5	25/5	4.00	45	D	2	B	D	2	10
	4601	Keyboard - 66 Key D. E.	350.00	13.00	11.00	24	5	25/5	4.00	45	D	2	B	D	2	10
	4602	Keyboard - 66 Key D.E. w/Proof	350.00	13.00	11.00	24	5	25/5	4.00	45	D	2	B	D	2	10
	4603	Keyboard - 83 Key ASCII	350.00	13.00	11.00	24	5	25/5	4.00	45	D	2	B	D	2	10
	1200	Attach 5281 w/480 char	580.00	14.00	12.00	24	5	25/5	1.50	45	D	2	B	D	2	10
	1215	Attach 5282 w/480 char	680.00	20.00	17.00	24	5	25/5	2.00	45	D	2	B	D	2	10
	1240	Attach Remote Diskette Dr	190.00	6.00	5.00	24	5	25/5	.50	45	D	2	B	D	2	10
	4950	Magnetic Stripe Reader	380.00	12.00	10.00	24	5	25/5	2.00	45	D	2	B	D	2	10
	4955	Elapsed Time Adapter	570.00	18.00	15.00	24	5	25/5	2.00	45	D	2	B	D	2	10
	3610	Elapsed Time Counter	100.00	6.00	5.00	24	5	25/5	.50	45	D	2	B	D	2	10
	6340	Security Keylock														
		P/N 4177799 Keylock Keys	2.50													

IBM INTERNAL USE ONLY

PRICE SUMMARY AND FEATURE INDEX TABLE

MACH TYPE	MDL/ FEAT	DESCRIPTION	PURCHASE PRICE	MONTHLY RENTAL	MONTHLY LEASE	BASE TERM	U/L %	TERM CHG	MMMC	PUR OPT	M G	P C	W C	R P	U C	ED AL
5288	0A01	Programmable Control Unit	5900.00	183.00	155.00	24	5	25/5	34.00	45	D	2	B	D	2	10
	0A02	Programmable Control Unit	6900.00	224.00	190.00	24	5	25/5	44.00	45	D	2	B	D	2	10
	0A03	Programmable Control Unit	7900.00	265.00	225.00	24	5	25/5	54.00	45	D	2	B	D	2	10
	0A04	Programmable Control Unit	8900.00	306.00	260.00	24	5	25/5	64.00	45	D	2	B	D	2	10
	0A05	Programmable Control Unit	6500.00	200.00	170.00	24	5	25/5	42.00	45	D	2	B	D	2	10
	0A06	Programmable Control Unit	7500.00	241.00	205.00	24	5	25/5	52.00	45	D	2	B	D	2	10
	0A07	Programmable Control Unit	8500.00	282.00	240.00	24	5	25/5	62.00	45	D	2	B	D	2	10
	0A08	Programmable Control Unit	9500.00	324.00	275.00	24	5	25/5	72.00	45	D	2	B	D	2	10
	0A10	Programmable Control Unit	8100.00	259.00	220.00	24	5	25/5	60.00	45	D	2	B	D	2	10
	0A11	Programmable Control Unit	9100.00	300.00	255.00	24	5	25/5	70.00	45	D	2	B	D	2	10
	0A12	Programmable Control Unit	10100.00	341.00	290.00	24	5	25/5	80.00	45	D	2	B	D	2	10
	0A15	Programmable Control Unit	9700.00	318.00	270.00	24	5	25/5	78.00	45	D	2	B	D	2	10
	0A16	Programmable Control Unit	10700.00	359.00	305.00	24	5	25/5	88.00	45	D	2	B	D	2	10
	0A20	Programmable Control Unit	11300.00	376.00	320.00	24	5	25/5	96.00	45	D	2	B	D	2	10
	0C01	Programmable Control Unit	6500.00	204.00	173.00	24	5	25/5	36.00	45	D	2	B	D	2	10
	0C02	Programmable Control Unit	7500.00	245.00	208.00	24	5	25/5	46.00	45	D	2	B	D	2	10
	0C03	Programmable Control Unit	8500.00	286.00	243.00	24	5	25/5	56.00	45	D	2	B	D	2	10
	0C04	Programmable Control Unit	9500.00	327.00	278.00	24	5	25/5	66.00	45	D	2	B	D	2	10
	0C05	Programmable Control Unit	7100.00	221.00	188.00	24	5	25/5	44.00	45	D	2	B	D	2	10
	0C06	Programmable Control Unit	8100.00	263.00	223.00	24	5	25/5	54.00	45	D	2	B	D	2	10
	0C07	Programmable Control Unit	9100.00	304.00	258.00	24	5	25/5	64.00	45	D	2	B	D	2	10

PRICE SUMMARY AND FEATURE INDEX TABLE

MACH	MDL/ TYPE	FEAT DESCRIPTION	PURCHASE PRICE	MONTHLY RENTAL	MONTHLY LEASE	BASE TERM	U/L %	TERM CHG	MMMC	PUR OPT	M G	P C	W C	R P	U C	ED AL
5288	0C08	Programmable Control Unit	10100.00	345.00	293.00	24	5	25/5	74.00	45	D	2	B	D	2	10
	0C10	Programmable Control Unit	8700.00	280.00	238.00	24	5	25/5	62.00	45	D	2	B	D	2	10
	0C11	Programmable Control Unit	9700.00	321.00	273.00	24	5	25/5	72.00	45	D	2	B	D	2	10
	0C12	Programmable Control Unit	10700.00	362.00	308.00	24	5	25/5	82.00	45	D	2	B	D	2	10
	0C15	Programmable Control Unit	10300.00	339.00	288.00	24	5	25/5	80.00	45	D	2	B	D	2	10
	0C16	Programmable Control Unit	11300.00	380.00	323.00	24	5	25/5	90.00	45	D	2	B	D	2	10
	0C20	Programmable Control Unit	11900.00	398.00	338.00	24	5	25/5	98.00	45	D	2	B	D	2	10
	0D01	Programmable Control Unit	7100.00	225.00	191.00	24	5	25/5	38.00	45	D	2	B	D	2	10
	0D02	Programmable Control Unit	8100.00	266.00	226.00	24	5	25/5	48.00	45	D	2	B	D	2	10
	0D03	Programmable Control Unit	9100.00	307.00	261.00	24	5	25/5	58.00	45	D	2	B	D	2	10
	0D04	Programmable Control Unit	10100.00	348.00	296.00	24	5	25/5	68.00	45	D	2	B	D	2	10
	0D05	Programmable Control Unit	7700.00	243.00	206.00	24	5	25/5	46.00	45	D	2	B	D	2	10
	0D06	Programmable Control Unit	8700.00	284.00	241.00	24	5	25/5	56.00	45	D	2	B	D	2	10
	0D07	Programmable Control Unit	9700.00	325.00	276.00	24	5	25/5	66.00	45	D	2	B	D	2	10
	0D08	Programmable Control Unit	10700.00	366.00	311.00	24	5	25/5	76.00	45	D	2	B	D	2	10
	0D10	Programmable Control Unit	9300.00	301.00	256.00	24	5	25/5	64.00	45	D	2	B	D	2	10
	0D11	Programmable Control Unit	10300.00	342.00	291.00	24	5	25/5	74.00	45	D	2	B	D	2	10
	0D12	Programmable Control Unit	11300.00	384.00	326.00	24	5	25/5	84.00	45	D	2	B	D	2	10
	0D15	Programmable Control Unit	10900.00	360.00	306.00	24	5	25/5	82.00	45	D	2	B	D	2	10
	0D16	Programmable Control Unit	11900.00	401.00	341.00	24	5	25/5	92.00	45	D	2	B	D	2	10
	0D20	Programmable Control Unit	12500.00	419.00	356.00	24	5	25/5	102.00	45	D	2	B	D	2	10

PRICE SUMMARY AND FEATURE INDEX TABLE

MACH TYPE	MDL/ FEAT	DESCRIPTION	PURCHASE PRICE	MONTHLY RENTAL	MONTHLY LEASE	BASE TERM	U/L %	TERM CHG	MMMC	PUR OPT	M G	P C	W C	R P	U C	ED AL
5288	0E01	Programmable Control Unit	7700.00	246.00	209.00	24	5	25/5	40.00	45	D	2	B	D	2	10
	0E02	Programmable Control Unit	8700.00	287.00	244.00	24	5	25/5	50.00	45	D	2	B	D	2	10
	0E03	Programmable Control Unit	9700.00	328.00	279.00	24	5	25/5	60.00	45	D	2	B	D	2	10
	0E04	Programmable Control Unit	10700.00	369.00	314.00	24	5	25/5	70.00	45	D	2	B	D	2	10
	0E05	Programmable Control Unit	8300.00	264.00	224.00	24	5	25/5	48.00	45	D	2	B	D	2	10
	0E06	Programmable Control Unit	9300.00	305.00	259.00	24	5	25/5	58.00	45	D	2	B	D	2	10
	0E07	Programmable Control Unit	10300.00	346.00	294.00	24	5	25/5	68.00	45	D	2	B	D	2	10
	0E08	Programmable Control Unit	11300.00	387.00	329.00	24	5	25/5	78.00	45	D	2	B	D	2	10
	0E10	Programmable Control Unit	9900.00	322.00	274.00	24	5	25/5	66.00	45	D	2	B	D	2	10
	0E11	Programmable Control Unit	10900.00	364.00	309.00	24	5	25/5	76.00	45	D	2	B	D	2	10
	0E12	Programmable Control Unit	11900.00	405.00	344.00	24	5	25/5	86.00	45	D	2	B	D	2	10
	0E15	Programmable Control Unit	11500.00	381.00	324.00	24	5	25/5	84.00	45	D	2	B	D	2	10
	0E16	Programmable Control Unit	12500.00	422.00	359.00	24	5	25/5	94.00	45	D	2	B	D	2	10
	0E20	Programmable Control Unit	13100.00	440.00	374.00	24	5	25/5	102.00	45	D	2	B	D	2	10
	0F01	Programmable Control Unit	8300.00	267.00	227.00	24	5	25/5	42.00	45	D	2	B	D	2	10
	0F02	Programmable Control Unit	9300.00	308.00	262.00	24	5	25/5	52.00	45	D	2	B	D	2	10
	0F03	Programmable Control Unit	10300.00	349.00	297.00	24	5	25/5	62.00	45	D	2	B	D	2	10
	0F04	Programmable Control Unit	11300.00	391.00	332.00	24	5	25/5	72.00	45	D	2	B	D	2	10
	0F05	Programmable Control Unit	8900.00	285.00	242.00	24	5	25/5	50.00	45	D	2	B	D	2	10
	0F06	Programmable Control Unit	9900.00	326.00	277.00	24	5	25/5	60.00	45	D	2	B	D	2	10
	0F07	Programmable Control Unit	10900.00	367.00	312.00	24	5	25/5	70.00	45	D	2	B	D	2	10

PRICE SUMMARY AND FEATURE INDEX TABLE

MACH TYPE	MDL/ FEAT	DESCRIPTION	PURCHASE PRICE	MONTHLY RENTAL	MONTHLY LEASE	BASE TERM	U/L %	TERM CHG	MMMC	PUR OPT	M G	P C	W C	R P	U C	ED AL	USE
5288	0F08	Programmable Control Unit	11900.00	408.00	347.00	24	5	25/5	80.00	45	D	2	B	D	2	10	
	0F10	Programmable Control Unit	10500.00	344.00	292.00	24	5	25/5	68.00	45	D	2	B	D	2	10	
	0F11	Programmable Control Unit	11500.00	385.00	327.00	24	5	25/5	78.00	45	D	2	B	D	2	10	
	0F12	Programmable Control Unit	12500.00	426.00	362.00	24	5	25/5	88.00	45	D	2	B	D	2	10	
	0F15	Programmable Control Unit	12100.00	402.00	342.00	24	5	25/6	86.00	45	D	2	B	D	2	10	
	0F16	Programmable Control Unit	13100.00	443.00	377.00	24	5	25/5	96.00	45	D	2	B	D	2	10	
	0F20	Programmable Control Unit	13700.00	461.00	392.00	24	5	25/5	104.00	45	D	2	B	D	2	10	
	1245	Attach 1st 5281 w/480 char	N/C			24	5	25/5		45	D	2	B	D	2	10	
	1250	Attach 1st 5281 w/960 char	100.00	6.00	5.00	24	5	25/5	.50	45	D	2	B	D	2	10	
	1255	Attach 1st 5281 w/1920 char	200.00	12.00	10.00	24	5	25/5	1.00	45	D	2	B	D	2	10	
	1260	Attach 1st 5282 w/480 char	100.00	6.00	5.00	24	5	25/5	.50	45	D	2	B	D	2	10	
	1265	Attach 1st 5282 w/960 char	200.00	12.00	10.00	24	5	25/5	1.00	45	D	2	B	D	2	10	
	1270	Attach addl 5281 w/480 char	580.00	14.00	12.00	24	5	25/5	1.50	45	D	2	B	D	2	10	
	1275	Attach addl 5281 w/960 char	680.00	20.00	17.00	24	5	25/5	2.00	45	D	2	B	D	2	10	
	1280	Attach addl 5281 w/1920 char	780.00	26.00	22.00	24	5	25/5	2.50	45	D	2	B	D	2	10	
	1285	Attach addl 5282 w/480 char	680.00	20.00	17.00	24	5	25/5	2.00	45	D	2	B	D	2	10	
	1290	Attach addl 5282 w/960 char	780.00	26.00	22.00	24	5	25/5	2.50	45	D	2	B	D	2	10	
	1300	Remote Distkette 1st	190.00	6.00	5.00	24	5	25/5	.50	45	D	2	B	D	2	10	
	1301	Remote Diskette 2nd	860.00	24.00	20.00	24	5	25/5	4.00	45	D	2	B	D	2	10	
	1302	Remote Diskette 3rd	190.00	6.00	5.00	24	5	25/5	.50	45	D	2	B	D	2	10	
	1155	Attach Single Printer	480.00	12.00	10.00	24	5	25/5	1.50	45	D	2	B	D	2	10	
	1160	Attach Multiple Printer	670.00	18.00	15.00	24	5	25/5	2.50	45	D	2	B	D	2	10	
	4955	Magnetic Stripe Reader Adp	570.00	18.00	15.00	24	5	25/5	2.00	45	D	2	B	D	2	10	
	3610	Elapsed Time Counter	100.00	6.00	5.00	24	5	25/5	.50	45	D	2	B	D	2	10	
	6340	Security Keylock			40.00	SUC											
	2500	Communications Adapter	900.00	53.00	45.00	24	5	25/5	9.00	45	D	2	B	D	2	10	
	3701	EIA Interface	330.00	13.00	11.00	24	5	25/5	1.00	45	D	2	B	D	2	10	
	5650	DDS Adapter - Pt-Pt	840.00	24.00	20.00	24	5	25/5	1.00	45	D	2	B	D	2	10	
	5651	DDS Adapter - Multipoint	840.00	24.00	20.00	24	5	25/5	1.00	45	D	2	B	D	2	10	
	5500	1200 IM Nonswitched	660.00	19.00	16.00	24	5	25/5	3.50	45	D	2	B	D	2	10	
	5501	1200 IM Switched w/AA	660.00	25.00	21.00	24	5	25/5	3.00	45	D	2	B	D	2	10	
	5502	1200 IM Switched	660.00	19.00	16.00	24	5	25/5	3.00	45	D	2	B	D	2	10	
	5507	1200 IM Nonswitched w/SNBU	660.00	26.00	22.00	24	5	25/5	3.50	45	D	2	B	D	2	10	
	5508	1200 IM Nonswitched w/SNBU-AA	840.00	29.00	25.00	24	5	25/5	4.00	45	D	2	B	D	2	10	
		P/N 4177799 Keylock Keys	2.50 PURCHASE ONLY														
		P/N 4236967 DDS Connector	60.00 PURCHASE ONLY														

This page intentionally left blank