

# Using common PostScript fonts with L<sup>A</sup>T<sub>E</sub>X

Walter Schmidt

PSNFSS version 9.2

2004-09-15

## Contents

<b>1</b>	<b>What is PSNFSS ?</b>	<b>2</b>
<b>2</b>	<b>Package overview</b>	<b>2</b>
<b>3</b>	<b>Special considerations</b>	<b>2</b>
3.1	Output font encoding . . . . .	2
3.2	Euro support . . . . .	3
3.3	Inter-line spacing . . . . .	3
3.4	Using sans serif fonts . . . . .	3
<b>4</b>	<b>The package helvet</b>	<b>3</b>
<b>5</b>	<b>The package mathpazo</b>	<b>3</b>
5.1	Package options . . . . .	3
5.2	New commands . . . . .	4
5.3	Font size of the ‘large’ math symbols . . . . .	4
5.4	Known problems . . . . .	4
<b>6</b>	<b>The package mathptmx</b>	<b>4</b>
6.1	Package options . . . . .	5
6.2	New commands . . . . .	5
6.3	Font size of the ‘large’ math symbols . . . . .	5
6.4	Known bugs and deficiencies . . . . .	5
<b>7</b>	<b>The package pifont</b>	<b>5</b>
7.1	Commands for using Zapf Dingbats . . . . .	5
7.2	Generic commands . . . . .	7
<b>8</b>	<b>NFSS classification</b>	<b>7</b>
<b>9</b>	<b>Obsolete packages</b>	<b>9</b>
9.1	The packages times and palatino . . . . .	9
9.2	The package mathptm . . . . .	9
9.3	The package mathppl . . . . .	9
9.4	The package utopia . . . . .	10
<b>10</b>	<b>Typeface samples</b>	<b>10</b>

## 1 What is PSNFSS ?

The PSNFSS collection includes a set of files that provide a complete working setup of the L<sup>A</sup>T<sub>E</sub>X font selection scheme (NFSS2) for use with common PostScript fonts. It covers the so-called ‘Base 35’ fonts (which are built into any Level 2 PostScript printing device and the Ghostscript interpreter) and a number of free fonts.

## 2 Package overview

The easiest way to make use of the above-mentioned typefaces is to completely replace one or more of the font families used by L<sup>A</sup>T<sub>E</sub>X as ‘roman’, ‘sans serif’ and ‘typewriter’ family and for math. This is accomplished by the packages listed in table 1. Its first row lists the default (Computer Modern) font families. An empty column indicates that a package does not change the particular font family. Some of these packages need more detailed explanation and are described in the below sections 4, 5 and 6.

The PSNFSS distribution includes also a package pifont, which serves for accessing symbol fonts (aka ‘Pi fonts’), such as Symbol and Zapf Dingbats, see section 7.

Table 1: Packages for using common PostScript fonts

package	roman	sans serif	typewriter	formulas
(none)	CM Roman	CM Sans Serif	CM Typewriter	≈ CM Roman
mathpazo	Palatino			≈ Palatino
mathptmx	Times			≈ Times
helvet	Helvetica			
avant	Avant Garde			
courier	Courier			
chancery	Zapf Chancery			
bookman	Bookman	Avant Garde	Courier	
newcent	New Century Schoolbook	Avant Garde	Courier	
charter	Charter			

## 3 Special considerations

### 3.1 Output font encoding

None of the packages listed in table 1 changes the output font encoding from its default setting OT1. It is, however, highly recommended to use the fonts with the extended T1 and TS1 (text symbols) encodings by means of the commands:

```
\usepackage[T1]{fontenc}
\usepackage{textcomp}
```

When using PostScript fonts that come from ‘outside the T<sub>E</sub>X world’, there is no reason at all to stay with the obsolete OT1 encoding, which would not provide access to all available glyphs. However, since these fonts were not particularly designed for use with T<sub>E</sub>X, they do *not* include all of the text companion (TS1) symbols.

## 3.2 Euro support

From PSNFSS version 9.1 on, all supported text font families, with the exception of put (Utopia), provide a built-in Euro symbol `\texteuro`. Using this command requires the `textcomp` package; see above.

## 3.3 Inter-line spacing

With certain font families, the leading of the standard L<sup>A</sup>T<sub>E</sub>X document classes may be too small. This results from the larger x-height of these typefaces, as compared with Computer Modern. Since it is a question of document design and line width, the packages of the PSNFSS bundle do *not* take care of this. Issuing the command

```
\linespread{<factor>}
```

in the preamble will globally enlarge the leading by the given factor. Typical values for `<factor>` are in the range of 1.04...1.1.

## 3.4 Using sans serif fonts

The packages `helvet` and `avant` do not change the default text font family from ‘roman’. If required, the additional command

```
\renewcommand{\familydefault}{\sfdefault}
```

makes L<sup>A</sup>T<sub>E</sub>X use the sans serif font family (Helvetica or Avant Garde) as the default one in text mode. Notice, however, that this does not change the fonts used in the formulas!

# 4 The package helvet

Helvetica is actually somewhat larger than other typefaces of the same nominal size. As a result, mixing, e.g., Times and Helvetica within running text may look bad.

<code>[scaled=&lt;scale&gt;]</code> <code>[scaled]</code>
--

This can be fixed by loading the package with the option `[scaled=<scale>]`, for instance: `\usepackage[scaled=.92]{helvet}`. As a result, the font family `phv` (Helvetica) will be scaled down to 92% of its ‘natural’ size, which is suitable for use with Adobe Times. Specifying `[scaled]` alone is equivalent to `[scaled=0.95]`.

# 5 The package mathpazo

Loading this package changes the default roman font family to Adobe Palatino, and the virtual ‘mathpazo’ fonts will be used for math. These virtual fonts are made up basically from Palatino Italic, with the missing math symbols coming from the CM and Pazo math fonts.

## 5.1 Package options

<code>[sc]</code> <code>[osf]</code>
---

By default, the package `mathpazo` uses the typeface family `ppl` as the roman text

font family. The option `[sc]` selects Palatino with real smallcaps (family `pplx`) instead. Correspondingly, the option `[osf]` selects Palatino with smallcaps and default oldstyle figures (family `pplj`). Of course, oldstyle figures will be used only in text mode, as opposed to formulas. Using either option is strongly recommended: Beside the real smallcaps, the font families `pplx` and `pplj` show further improvements over `ppl`: Increased word space, enhanced kerning tables, additional ‘dotlessj’ glyph.

New feature  
2004-09-15  
v9.2

`[slantedGreek]`

When the package is loaded with the `[slantedGreek]` option, uppercase Greek letters in math will be italic by default.

`[noBBppl]`

This option disables the use of the Pazo fonts as a partial `\mathbb` alphabet – see below. The option should be specified, if you want to use a different ‘blackboard bold’ font.

## 5.2 New commands

`\upGamma, \upDelta ... \upOmega`

Regardless of the `slantedGreek` option, these commands always yield upright uppercase Greek letters. Upright *lowercase* Greek is, however, not available.

New feature  
2004-09-15  
v9.2

`\mathbold`  
`\mathbb`

`\mathbold` is a math alphabet for typesetting variables (incl. Greek) in a ***bold italic*** style. Do not mix this up with `\mathbf`, which selects a **bold upright** text font for use in math!

`\mathbb` is a ‘blackboard bold’ alphabet, whose characters are taken from the Pazo fonts. All upper case letters and the numeral ‘1’ are available. If you want to use a different, external, doublestroke alphabet, load the package `mathpazo` with the package option `[noBBppl]`, see above.

## 5.3 Font size of the ‘large’ math symbols

With `mathpazo`, the ‘large’ math symbols are automatically scaled to fit the base font size. In contrast to standard L<sup>A</sup>T<sub>E</sub>X you need not load the package `exscale` for this purpose!

## 5.4 Known problems

In contrast to the standard CM fonts, the virtual `mathpazo` fonts do not provide any Greek letters in the math alphabet `\mathrm`. Applying this math alphabet command to Greek letters will result in garbage output.

## 6 The package `mathptmx`

Loading this package changes the default roman font family to Times, and the virtual ‘`mathptmx`’ fonts will be used for math. These virtual fonts are made up

basically from Times Italic, with the missing math symbols coming from CM, RSFS (for `\mathcal`) and Adobe Symbol.

## 6.1 Package options

`[slantedGreek]`

When the package is loaded with this option, uppercase Greek letters in math will be italic by default.

## 6.2 New commands

`\upGamma, \upDelta ... \upOmega`

Regardless of the `slantedGreek` option, these commands always yield upright uppercase Greek letters. Upright *lowercase* Greek is, however, not available.

New feature  
2004-09-15  
v9.2

## 6.3 Font size of the ‘large’ math symbols

With `mathptmx`, the ‘large’ math symbols are automatically scaled to fit the base font size. In contrast to standard L<sup>A</sup>T<sub>E</sub>X you need not load the package `exscale` for this purpose!

## 6.4 Known bugs and deficiencies

- There are no bold math fonts, and `\boldmath` has no effect. Use of the package `bm` in conjunction with `mathptmx` is not recommended.
- The symbols `\jmath`, `\coprod` and `\amalg` are not available.

# 7 The package pifont

Using symbol fonts is supported by means of the `pifont` package, providing commands for using the Zapf Dingbats font, as well as an interface to other families.<sup>1</sup>

## 7.1 Commands for using Zapf Dingbats

`\ding{<number>}`

A given character can be chosen via the `\ding` command. Its parameter is an integer that specifies the character to be typeset. For example, `\ding{38}` gives ☺; see table 2 on the following page.

`\begin{dinglist}{<number>}`  
`\begin{dingautolist}{<number>}`






































































































The `dinglist` environment is a special itemized list. The argument specifies the number of the character to be used as the beginning of each item. For example,

```
\begin{dinglist}{43}
  \item The first item in the list
  \item The second item in the list
  \item The third item in the list
\end{dinglist}
```

---

<sup>1</sup>This section was adopted, with minor changes, from [1], 1st ed.

Table 2: The characters in the PostScript font Zapf Dingbats

32		33		34		35		36		37		38		39	
40		41		42		43		44		45		46		47	
48		49		50		51		52		53		54		55	
56		57		58		59		60		61		62		63	
64		65		66		67		68		69		70		71	
72		73		74		75		76		77		78		79	
80		81		82		83		84		85		86		87	
88		89		90		91		92		93		94		95	
96		97		98		99		100		101		102		103	
104		105		106		107		108		109		110		111	
112		113		114		115		116		117		118		119	
120		121		122		123	•	124	,	125	“	126	”		
		161		162		163		164		165		166		167	
168		169		170		171		172	①	173	②	174	③	175	④
176	⑤	177	⑥	178	⑦	179	⑧	180	⑨	181	⑩	182	⑪	183	⑫
184	⑬	185	⑭	186	⑮	187	⑯	188	⑰	189	⑱	190	⑲	191	⑳
192	①	193	②	194	③	195	④	196	⑤	197	⑥	198	⑦	199	⑧
200	⑨	201	⑩	202	①	203	②	204	③	205	④	206	⑤	207	⑥
208	⑦	209	⑧	210	⑨	211	⑩	212	→	213	→	214	↔	215	↕
216		217	→	218		219	→	220	→	221	→	222	→	223	→
224		225	→	226	→	227	→	228	→	229	→	230	→	231	→
232	→	233	→	234	→	235	→	236	→	237	→	238	→	239	→
		241	→	242	→	243	→	244	→	245	→	246	→	247	→
248	→	249	→	250	→	251	→	252	→	253	→	254	→		

prints

- ➡ The first item in the list
- ➡ The second item in the list
- ➡ The third item in the list

There also exists an environment `dingautolist`, which allows you to build an enumerated list with a set of Zapf Dingbats characters. In this case, the argument specifies the number of the first character in the list. Subsequent items will be numbered with the character following the previous one. E.g.,

```
\begin{dingautolist}{192}
  \item The first item
  \item The second item
  \item The third item
\end{dingautolist}
```

prints

- ① The first item
- ② The second item
- ③ The third item

```
\dingfill {\langle number \rangle}
\dingline {\langle number \rangle}
```

`\dingfill` acts like the other filling commands in T<sub>E</sub>X, but fills the space with a chosen symbol    like that.

`\dingline` generates a freestanding line filled with the given symbol, with a little space on the left and right:

## 7.2 Generic commands

The pifont package has a general mechanism for coping with Pi fonts. It provides the following generic commands with, in each case, the first argument  $\langle family \rangle$  specifying the name of the Pi font family in question (such as `psy` for the Symbol font, and `pzd` for the Zapf Dingbats font, see table 3 on the next page). If indicated, a second argument  $\langle number \rangle$  specifies the decimal position of a symbol in that font.

`\Pifont { $\langle family \rangle$ }`

This switches to the font family  $\langle family \rangle$  and the encoding U.

`\Pisymbol { $\langle family \rangle$ } { $\langle number \rangle$ }`

This command typesets the specified symbol (compare this with the `\ding` command).

`\begin{Pilist} { $\langle family \rangle$ } { $\langle number \rangle$ }  
\begin{Piautolist} { $\langle family \rangle$ } { $\langle number \rangle$ }`

In the `Pilist` environment the specified symbol is used in front of each item in an itemized list (compare with the `dinglist` environment).

`Piautolist` is an environment where a series of symbols starting with the one at the decimal position  $\langle number \rangle$  in font family  $\langle family \rangle$  is used to number the items in an enumerated list (compare with the `dingautolist` environment).

`\Pifill { $\langle family \rangle$ } { $\langle number \rangle$ }  
\Piline { $\langle family \rangle$ } { $\langle number \rangle$ }`

`\Pifill` acts like the other filling commands in  $\text{T}_{\text{E}}\text{X}$ , but fills the space with a chosen symbol (compare with `\dingfill`).

`\Piline` typesets a line consisting of several copies of the specified symbol, with some space at the left and right (compare with `\dingline`).

## 8 NFSS classification

Table 3 on the following page lists all text and symbol font shapes supported by the basic PSNFSS distribution, and the related PostScript fonts. With the exception of Charter and Utopia, these fonts are commercial products. Therefore, most  $\text{T}_{\text{E}}\text{X}$  systems include free substitutes instead.

Available encodings are OT1, T1 and TS1, except for Symbol and Zapf Dingbats, which are implemented with encoding U. See [2] for how to access a given font shape directly.

Only the font families `pplx` and `pplj` provide true small capitals (and only in the regular series). With the other families the shape ‘sc’ refers to so-called ‘faked’ small capitals, whose typographical quality is – at least – questionable.

The math font families loaded by the `mathptm`, `mathptmx`, `mathpazo` and `mathpple` packages are not listed here. See the documented source file `psfonts.dtx` for information on this topic.

New  
description  
2004-09-15  
v9.2

Table 3: Font shapes supported by the basic PSNFSS distribution

family	series	shape(s)	PostScript font names
<i>Avant Garde</i>			
pag	m	n, sl, sc	AvantGarde-Book, AvantGarde-BookOblique
pag	b	n, sl, sc	AvantGarde-Demi, AvantGarde-DemiOblique
<i>Bookman</i>			
pbk	l	n, sl, it, sc	Bookman-Light, Bookman-LightItalic
pbk	db	n, sl, it, sc	Bookman-Demi, Bookman-DemiItalic
<i>Charter</i>			
bch	m	n, sl, it, sc	CharterBT-Roman, CharterBT-Italic
bch	b	n, sl, it, sc	CharterBT-Bold, CharterBT-BoldItalic
<i>Courier</i>			
pcr	m	n, sl, sc	Courier, CourierOblique
pcr	b	n, sl, sc	Courier-Bold, Courier-BoldOblique
<i>Helvetica</i>			
phv	m	n, sl, sc	Helvetica, Helvetica-Oblique
phv	b	n, sl, sc	Helvetica-Bold, Helvetica-BoldOblique
phv	mc	n, sl, sc	Helvetica-Narrow, Helvetica-Narrow-Oblique
phv	bc	n, sl, sc	Helvetica-Narrow-Bold, Helvetica-Narrow-BoldOblique
<i>New Century Schoolbook</i>			
pnc	m	n, sl, it, sc	NewCenturySchlbk-Roman, NewCenturySchlbk-Italic
pnc	b	n, sl, it, sc	NewCenturySchlbk-Bold, NewCenturySchlbk-BoldItalic
<i>Palatino</i>			
ppl	m	n, sl, it, sc	Palatino-Roman, Palatino-Italic
ppl	b	n, sl, it, sc	Palatino-Bold, Palatino-BoldItalic
pplx	m	n, it, sc	Palatino-Roman, Palatino-Italic, Palatino-SC
pplx	b	n, it	Palatino-Bold, Palatino-BoldItalic
pplj	m	n, it, sc	Palatino-Roman, Palatino-SC, Palatino-Italic, Palatino-ItalicOsF
pplj	b	n, it	Palatino-Bold, Palatino-BoldOsF, Palatino-BoldItalic, Palatino-BoldItalicOsF
<i>Times</i>			
ptm	m	n, sl, it, sc	Times-Roman, Times-Italic
ptm	b	n, sl, it, sc	Times-Bold, Times-BoldItalic
<i>Zapf Chancery</i>			
pzc	mb	it	ZapfChancery-MediumItalic
<i>Utopia</i>			
put	m	n, sl, it, sc	Utopia-Regular, Utopia-Italic
put	b	n, sl, it, sc	Utopia-Bold, Utopia-BoldItalic
<i>Symbol</i>			
psy	m	n	Symbol
<i>Zapf Dingbats</i>			
pzd	m	n	ZapfDingbats

## 9 Obsolete packages

The macro packages listed in table 4 should be considered as obsolete. They are provided for compatibility with existing documents only.

Table 4: Obsolete packages in the PSNFSS collection

package	roman	sans serif	typewriter	math
times	Times	Helvetica	Courier	
palatino	Palatino	Helvetica	Courier	
mathptm	Times			$\approx$ Times
mathpple	Palatino			$\approx$ Palatino
utopia	Utopia			

### 9.1 The packages times and palatino

These packages do not load suitable math fonts, and they do not scale the Helvetica fonts appropriately to match Times and Palatino – see section 4. Use mathptmx or mathpazo in conjunction with helvet and courier instead!

In case you need to load Times or Palatino *without* the related math fonts of the PSNFSS bundle, you can still use the basic NFSS commands. For instance,

```
\renewcommand{\rmdefault}{ptm}
```

changes only the default roman font family to ptm, i.e. Times.

### 9.2 The package mathptm

The package mathptm is a predecessor to mathptmx. In contrast to the latter and to L<sup>A</sup>T<sub>E</sub>X's standard behavior, lowercase Greek in math is typeset upright. Zapf Chancery is used as the calligraphic math alphabet, which causes some problems with proper spacing. mathptm needs the font cmex9, which may not be available in Type 1 format.

### 9.3 The package mathpple

mathpple is a predecessor to mathpazo, using also a set of virtual math fonts to go with Palatino. The Greek alphabet is, however, taken from the Euler fonts (which get slanted), rather than from the Pazo fonts. The package mathpple does not support the Palatino SC/OsF fonts, and there is no ‘blackboard bold’ math alphabet. Further flaws are:

- The spacing within numbers and function names in formulas is somewhat too loose.
- The `\coprod` symbol is missing.
- There are no bold variants of `\partial` and `\infty`.
- `\jmath` is taken from the CM math italic font, which does not blend well with Palatino.
- DVI viewers may exhibit problems as to rendering of the artificially slanted Greek letters.

The newer mathpazo package can be considered as superior; yet you may still use mathpple, if you prefer the shape of its Greek letters.

## 9.4 The package *utopia*

Use of the *utopia* package is no longer recommended, because the newer package *fourier* provides a basically improved interface to the Utopia typeface and loads suitable math fonts, too. Notice that this package does *not* belong to the PSNFSS collection!

Furthermore, the L<sup>A</sup>T<sub>E</sub>X3 team does no longer regard the Utopia fonts as a *required* component of L<sup>A</sup>T<sub>E</sub>X, because their license does not comply with the strict guidelines of the FSF.

## 10 Typeface samples

The following samples show the regular font of each typeface family supported by PSNFSS. The particular font size and baselineskip is indicated below the font name. Notice that Helvetica is scaled to 92 % of the nominal size.

Times 10/12pt	The sun was just rising as Dr. Robert entered his wife's room. An orange glow, and against it the jagged silhouette of the mountains. Then suddenly a dazzling sickle of incandescence between two peaks. The sickle became a half circle and the first long shadows, the first shafts of golden light crossed the garden outside the window. And when one looked up again at the mountains there was the whole unbearable glory of the risen sun.
Palatino 10/12.4pt	The sun was just rising as Dr. Robert entered his wife's room. An orange glow, and against it the jagged silhouette of the mountains. Then suddenly a dazzling sickle of incandescence between two peaks. The sickle became a half circle and the first long shadows, the first shafts of golden light crossed the garden outside the window. And when one looked up again at the mountains there was the whole unbearable glory of the risen sun.
Bookman 9.6/11.5pt	The sun was just rising as Dr. Robert entered his wife's room. An orange glow, and against it the jagged silhouette of the mountains. Then suddenly a dazzling sickle of incandescence between two peaks. The sickle became a half circle and the first long shadows, the first shafts of golden light crossed the garden outside the window. And when one looked up again at the mountains there was the whole unbearable glory of the risen sun.
Charter 10/12.4pt	The sun was just rising as Dr. Robert entered his wife's room. An orange glow, and against it the jagged silhouette of the mountains. Then suddenly a dazzling sickle of incandescence between two peaks. The sickle became a half circle and the first long shadows, the first shafts of golden light crossed the garden outside the window. And when one looked up again at the mountains there was the whole unbearable glory of the risen sun.
New Century School- book 9.6/12pt	The sun was just rising as Dr. Robert entered his wife's room. An orange glow, and against it the jagged silhouette of the mountains. Then suddenly a dazzling sickle of incandescence between two peaks. The sickle became a half circle and the first long shadows, the first shafts of golden light crossed the garden outside the window. And when one looked up again at the mountains there was the whole unbearable glory of the risen sun.
Utopia 9.6/12pt	The sun was just rising as Dr. Robert entered his wife's room. An orange glow, and against it the jagged silhouette of the mountains. Then suddenly a dazzling sickle of incandescence between two peaks. The sickle became a half circle and the first long shadows, the first shafts of golden light crossed the garden outside the window. And when one looked up again at the mountains there was the whole unbearable glory of the risen sun.

Helvetica 10/12pt	The sun was just rising as Dr. Robert entered his wife's room. An orange glow, and against it the jagged silhouette of the mountains. Then suddenly a dazzling sickle of incandescence between two peaks. The sickle became a half circle and the first long shadows, the first shafts of golden light crossed the garden outside the window. And when one looked up again at the mountains there was the whole unbearable glory of the risen sun.
Avant-Garde 9.6pt	Don't use Avant Garde for typesetting larger portions of text!
Courier 10/12pt	A monospaced typeface, suitable for typesetting filenames, URLs etc.
Zapf Chancery 14.4pt	<i>To Hermann Zapf – whose strokes are the best.</i>

## Credits

The PSNFSS system was originally developed by Sebastian Rahtz.

The virtual mathptm and mathptmx fonts and the related packages were created by Alan Jeffrey, Sebastian Rathz and Ulrik Vieth.

The mathpple package and its virtual fonts are based on earlier work by Aloysius Helminck. Special thanks to Daniel Schlieper without whose initiative the package would not have been developed.

The Pazo math fonts and the related virtual fonts were created by Diego Puga.

## References

- [1] Frank Mittelbach et al.: *The LaTeX Companion*.  
2nd edition. Addison Wesley, 2004.
- [2] L<sup>A</sup>T<sub>E</sub>X3 Project Team (Ed.): *LaTeX2e font selection*.  
CTAN: macros/latex/doc/fntguide.pdf  
(Part of the L<sup>A</sup>T<sub>E</sub>X online documentation)